

US00D507099S

(12) **United States Design Patent**
Chenut et al.

(10) **Patent No.:** **US D507,099 S**
(45) **Date of Patent:** **** Jul. 12, 2005**

(54) **ORTHOPEdic INSERT FOR A SHOE**

(76) Inventors: **Pascal Chenut**, Chemin Cornillaud,
Semezanges (FR), F-21220; **Bernard**
Deren, 10 impasse du Carron, Ahuy
(FR), F-21121

(**) Term: **14 Years**

(21) Appl. No.: **29/164,192**

(22) Filed: **Jul. 22, 2002**

(30) **Foreign Application Priority Data**

Jan. 21, 2002 (WO) DM/058 603

(51) **LOC (8) Cl.** **02-99**

(52) **U.S. Cl.** **D2/961**

(58) **Field of Search** D2/946, 961; 36/43,
36/44, 69, 71, 81, 88, 91, 92, 145-147,
154, 155, 166, 173, 174, 180

(56) **References Cited**

U.S. PATENT DOCUMENTS

1,242,363 A * 10/1917 Mueller et al. 36/81

1,385,664 A * 7/1921 Calculli 36/81
1,702,531 A * 2/1929 Ambill 36/81
D197,504 S * 2/1964 O'Donnell D2/961
D328,967 S * 9/1992 Brown D2/961
D396,138 S * 7/1998 Roy D2/961
D462,510 S * 9/2002 Goodrich et al. D2/961

* cited by examiner

Primary Examiner—Dominic Simone

(74) *Attorney, Agent, or Firm*—Young & Thompson

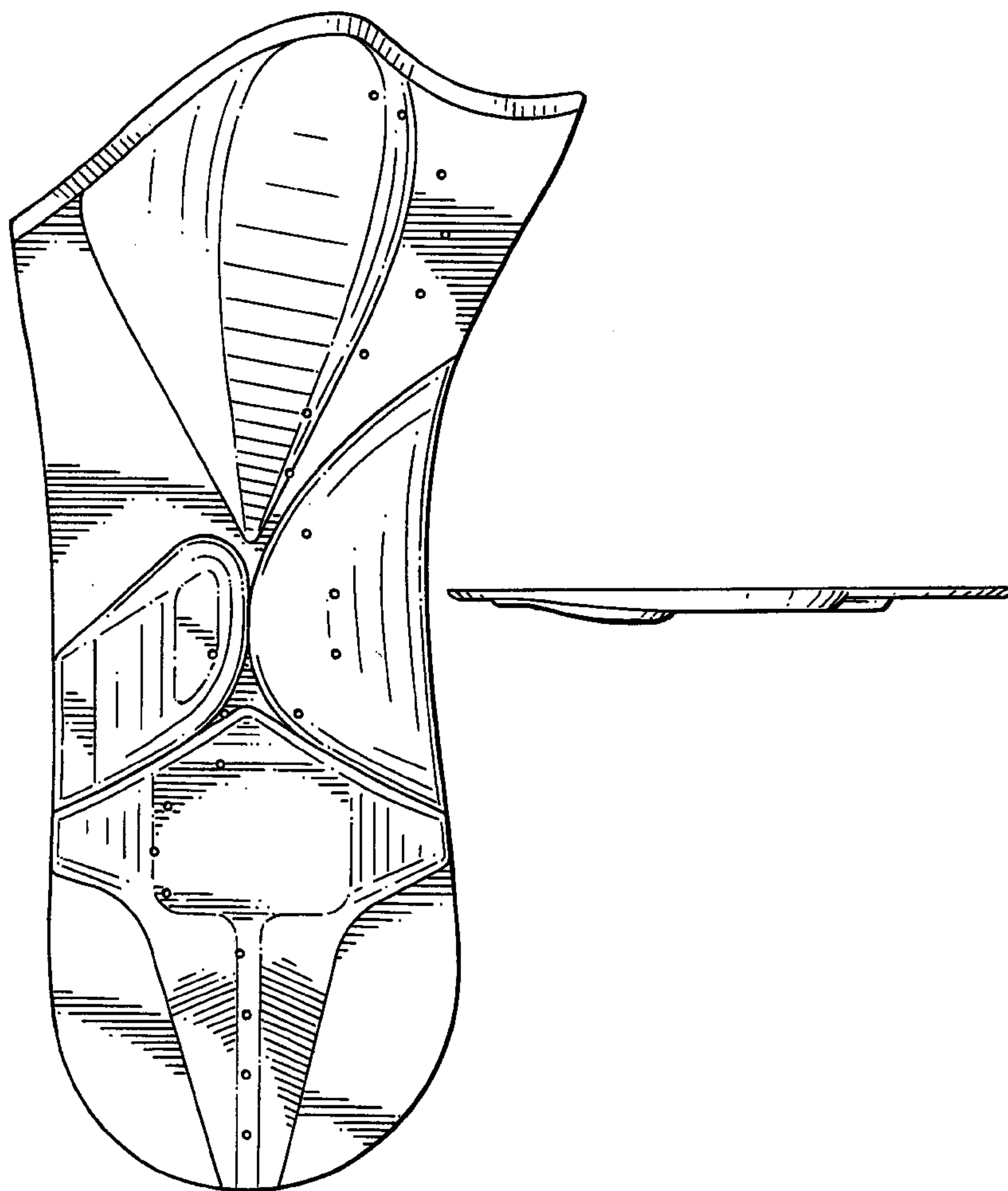
(57) **CLAIM**

The ornamental design for an orthopedic insert for a shoe, as shown.

DESCRIPTION

FIG. 1 is a top plan view of an orthopedic insert for a shoe, showing our new design;
FIG. 2 is an inverted front elevational view thereof;
FIG. 3 is a rear elevational view thereof;
FIG. 4 is a bottom plan view thereof;
FIG. 5 is a view thereof from the left of FIG. 1; and,
FIG. 6 is a view thereof from the right of FIG. 1.

1 Claim, 4 Drawing Sheets



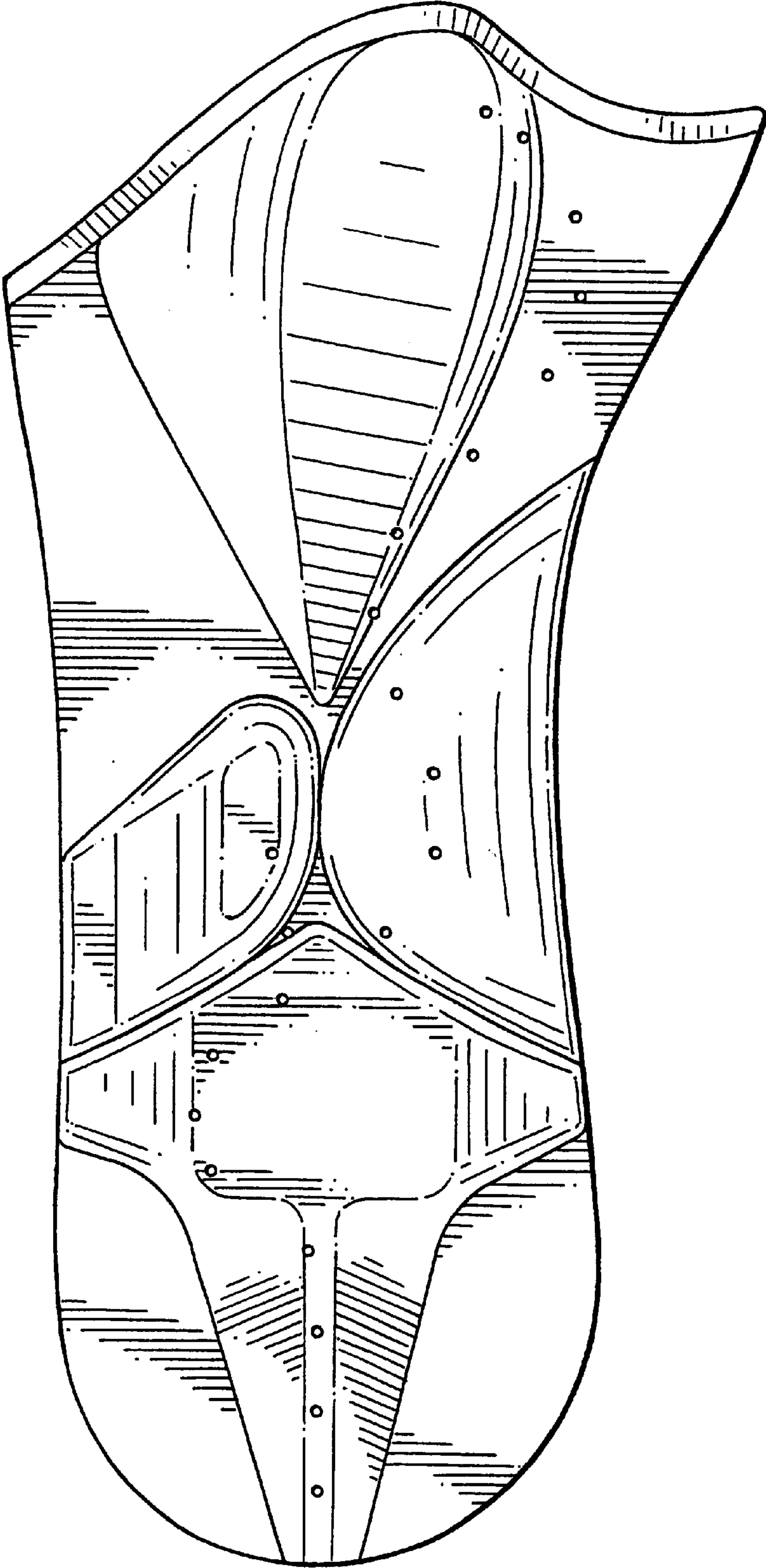


FIG. 1




FIG. 2




FIG. 3

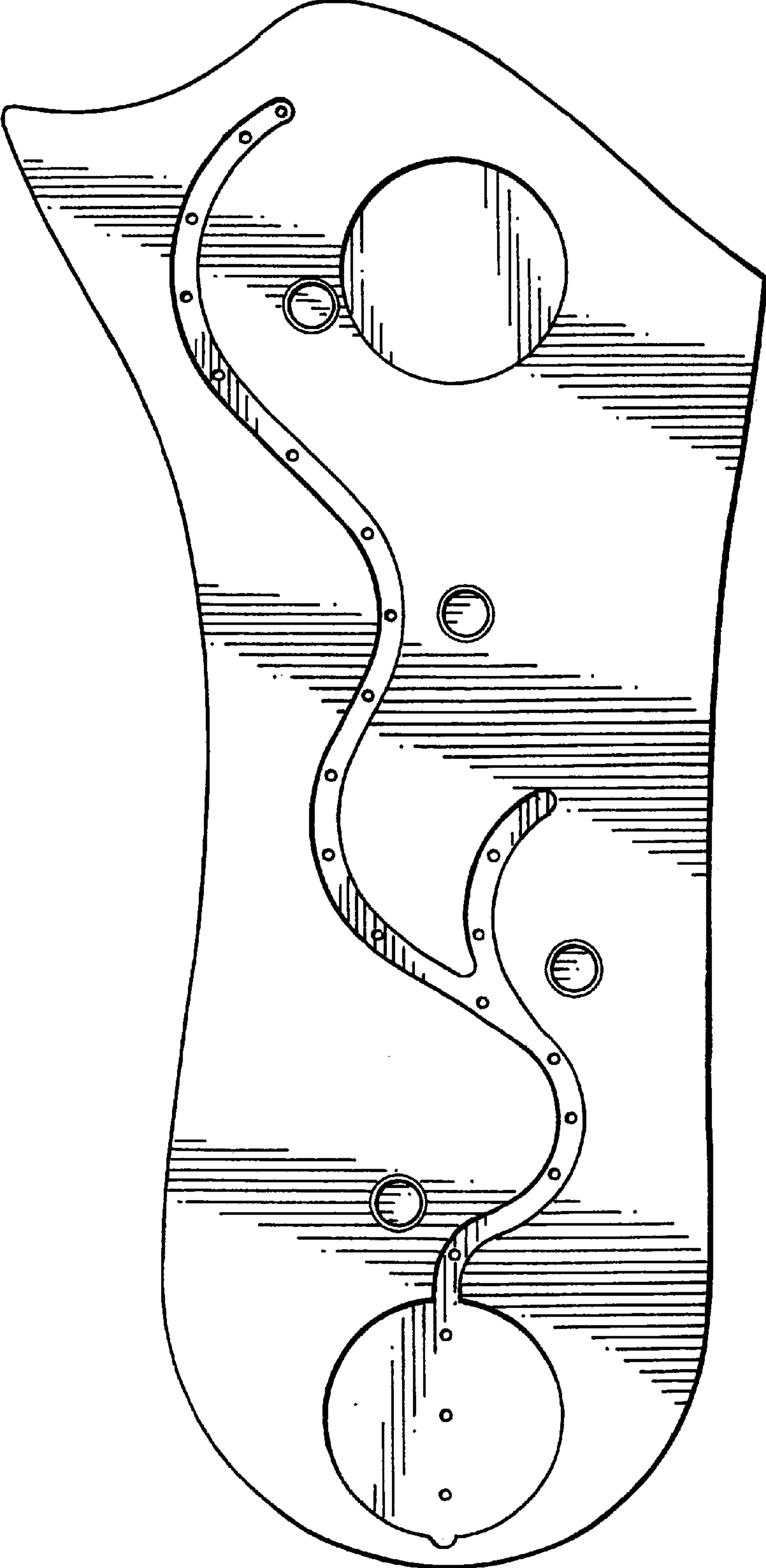


FIG. 4



FIG. 5



FIG. 6