

US00D507097S

(12) **United States Design Patent**
Sonnergren

(10) **Patent No.:** **US D507,097 S**

(45) **Date of Patent:** **** Jul. 12, 2005**

(54) **FOOTWEAR SOLE**

D488,294 S * 4/2004 Lancon D2/957
D495,859 S * 9/2004 Kubo et al. D2/960

(75) Inventor: **Trond Sonnergren, Milan (IT)**

OTHER PUBLICATIONS

(73) Assignee: **Wolverine World Wide, Inc.,
Rockford, MI (US)**

Merrell Spring 2004 Catalog, pp 16–18.
Merrell Fall 2000 Catalog, p 27.

(**) Term: **14 Years**

* cited by examiner

(21) Appl. No.: **29/206,460**

Primary Examiner—Celia A. Murphy

(22) Filed: **Jun. 1, 2004**

(74) *Attorney, Agent, or Firm*—Warner Norcross & Judd
LLP

(51) **LOC (8) Cl.** **02-04**

(57) **CLAIM**

(52) **U.S. Cl.** **D2/956; D2/953; D2/954;
D2/957**

The ornamental design for footwear sole, as shown and
described.

(58) **Field of Search** D2/908, 947, 951–954,
D2/956, 957, 959, 960, 962, 977; 36/38,
22 R, 24.5, 25 R, 28, 32 R, 67 A, 67 R,
59 C, 59 R

DESCRIPTION

(56) **References Cited**

U.S. PATENT DOCUMENTS

D298,483 S	*	11/1988	Liggett et al.	D2/954
D339,901 S	*	10/1993	Smith	D2/955
D342,377 S	*	12/1993	Smith	D2/977
D402,448 S	*	12/1998	Kayano	D2/953
D427,757 S	*	7/2000	Ruth	D2/957
D439,731 S	*	4/2001	Pawlus	D2/956
D440,749 S	*	4/2001	Rogers	D2/959
D447,616 S	*	9/2001	Bandini et al.	D2/954
D456,982 S	*	5/2002	Rogers	D2/957
D475,182 S	*	6/2003	Matis	D2/956
D487,331 S	*	3/2004	Rogers et al.	D2/952

FIG. 1 is a perspective view of the footwear sole embodying
the new design;
FIG. 2 is a bottom plan view thereof;
FIG. 3 is a right side elevational view thereof;
FIG. 4 is a left side elevational view thereof;
FIG. 5 is a front elevational view thereof; and,
FIG. 6 is a rear elevational view thereof.
FIGS. 1–6 show an upper and portions of the sole in broken
lines. The upper and portions of the sole in broken lines are
shown for environmental purposes and do not form any part
of the claimed design.

The broken lines immediately adjacent to the solid lines
throughout the figures, define the boundary of the design.
These broken lines also form no part of the claim.

1 Claim, 4 Drawing Sheets






Fig. 1



Fig. 2




Fig. 3




Fig. 4

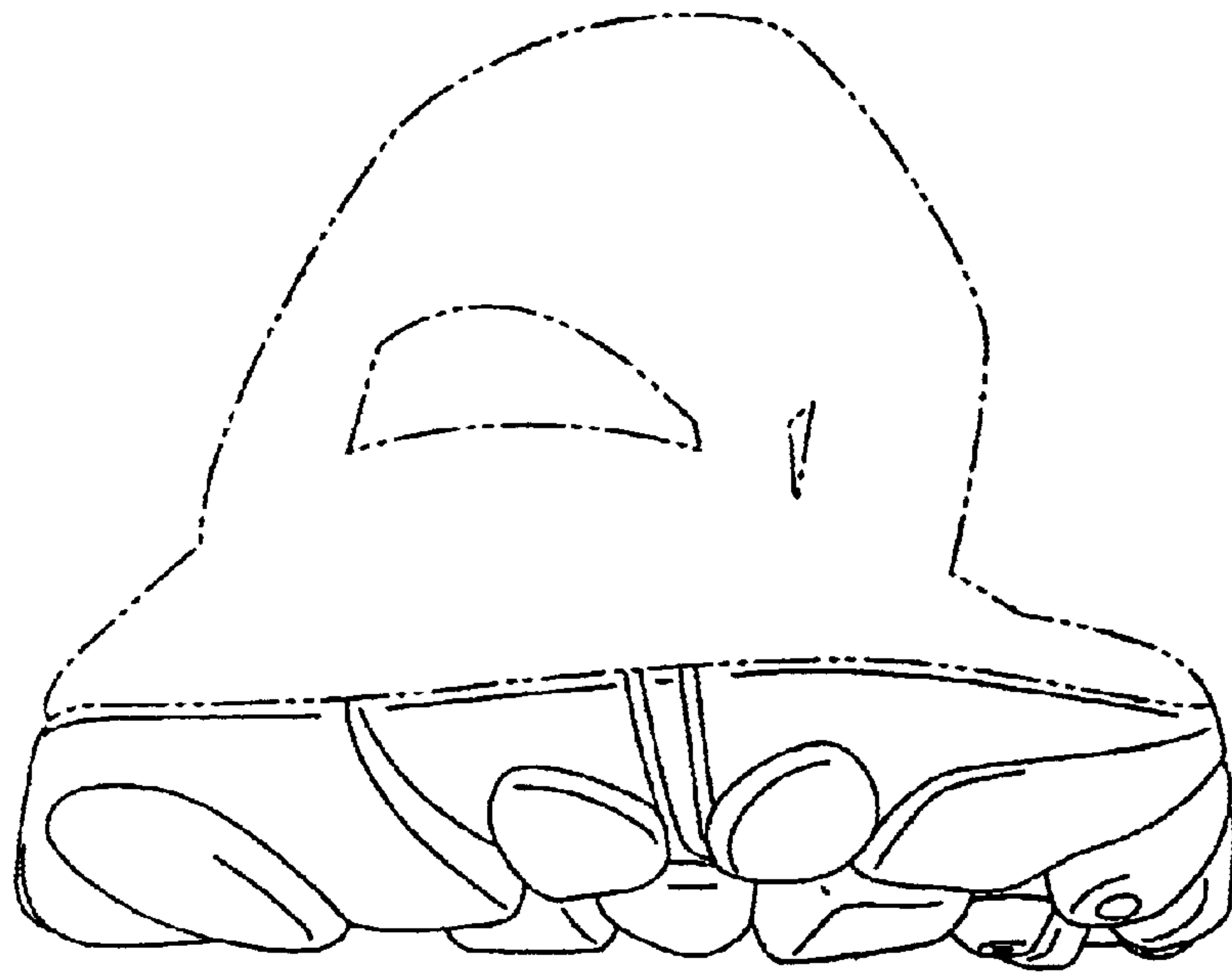


Fig. 5

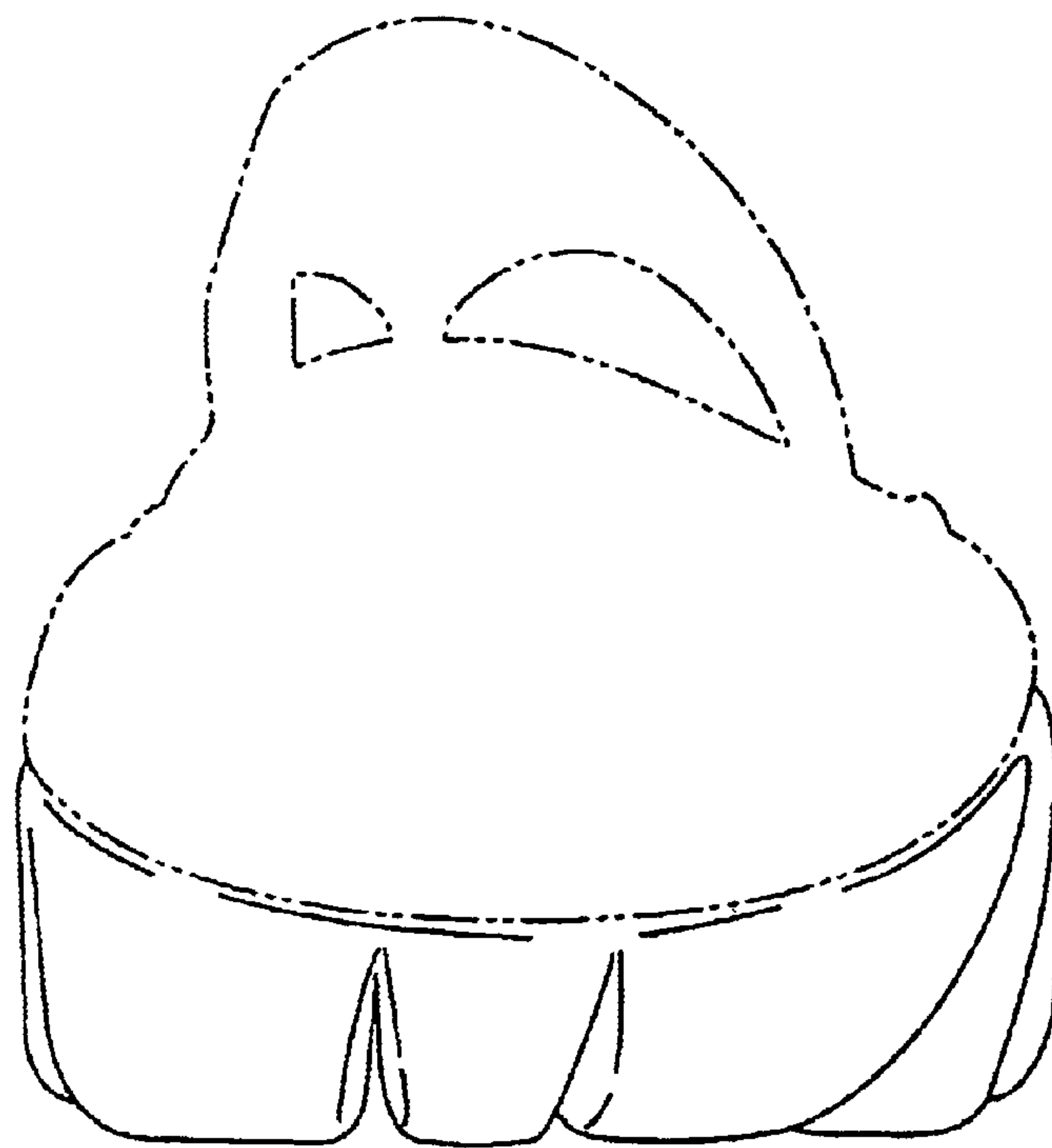


Fig. 6