



US00D507096S

(12) **United States Design Patent**  
**Chen**

(10) **Patent No.:** **US D507,096 S**  
(45) **Date of Patent:** **\*\* Jul. 12, 2005**

(54) **SOLE**  
(75) **Inventor:** **Eddie Chen, Taichung (TW)**  
(73) **Assignee:** **C2 Corporation, Taichung (TW)**  
(\*\*) **Term:** **14 Years**

D417,943 S \* 12/1999 Solaroli ..... D2/951  
D434,549 S \* 12/2000 Solaroli ..... D2/951  
D439,031 S \* 3/2001 Matis et al. .... D2/959  
D440,747 S \* 4/2001 Matis et al. .... D2/957  
D470,998 S \* 3/2003 Adreliunas et al. .... D2/953  
D474,584 S \* 5/2003 Matis ..... D2/953  
D492,472 S \* 7/2004 Ortuno Santa ..... D2/902  
D501,294 S \* 2/2005 Robbins et al. .... D2/954

(21) **Appl. No.:** **29/193,263**  
(22) **Filed:** **Nov. 5, 2003**  
(51) **LOC (8) Cl.** ..... **02-04**  
(52) **U.S. Cl.** ..... **D2/953; D2/951; D2/956;**  
**D2/957**  
(58) **Field of Search** ..... **D2/908, 947, 951-954,**  
**D2/956, 957, 959, 960, 962, 977; 36/3 B,**  
**22 R, 24.5, 25 R, 28, 32 R, 67 A, 67 R,**  
**59 C, 59 R**

\* cited by examiner  
*Primary Examiner*—Celia A. Murphy  
(74) *Attorney, Agent, or Firm*—Ladas & Parry LLP

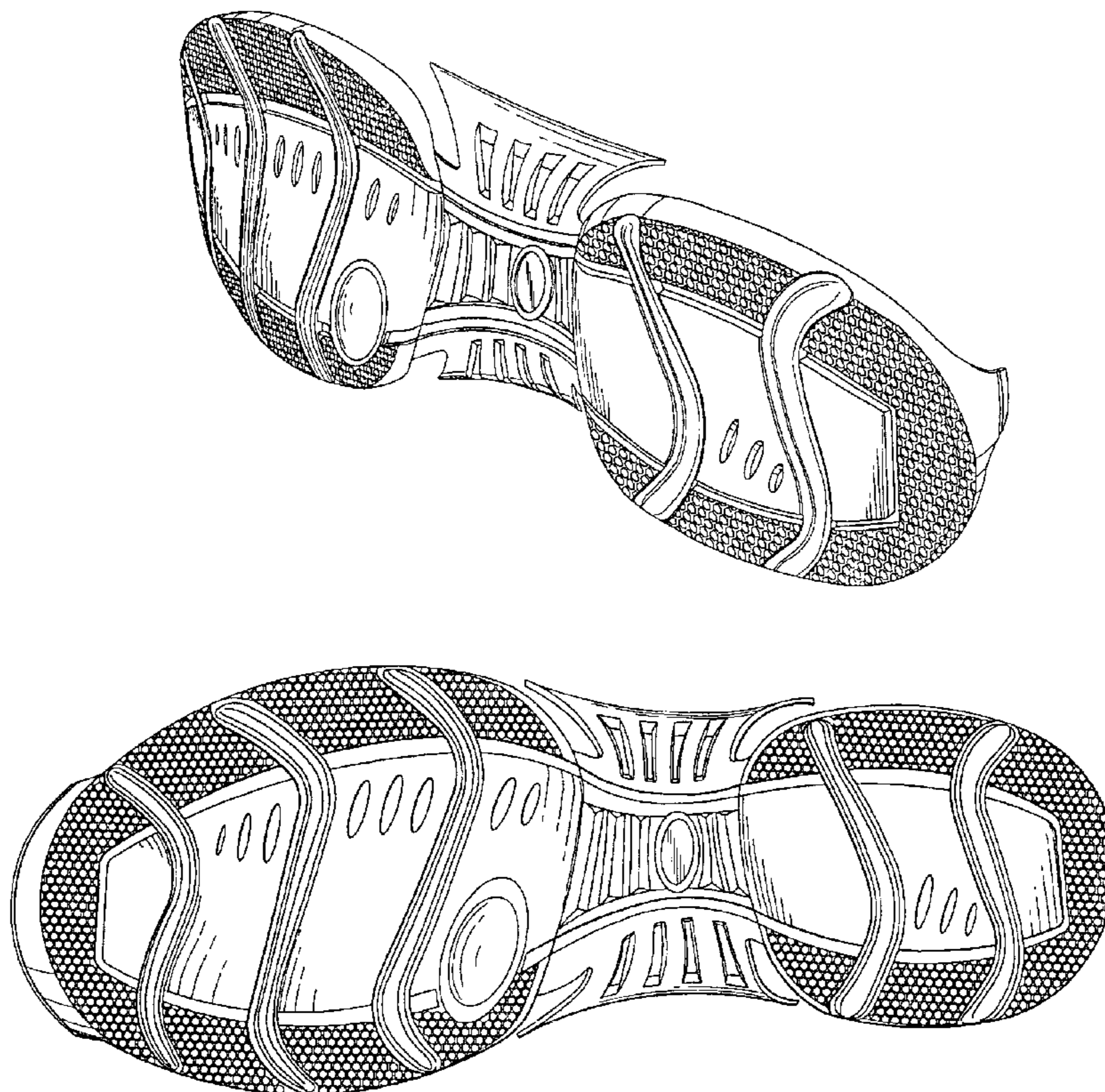
(56) **References Cited**  
**U.S. PATENT DOCUMENTS**

D76,541 S \* 10/1928 Hopwood ..... D2/953  
D88,763 S \* 12/1932 Fowler ..... D2/953  
D164,096 S \* 7/1951 Bovay ..... D2/953  
D268,543 S \* 4/1983 Bretschneider ..... D2/953  
D320,690 S \* 10/1991 Lucas ..... D2/953  
D324,448 S \* 3/1992 Blissett ..... D2/953

(57) **CLAIM**  
The ornamental design for a sole, as shown and described.  
**DESCRIPTION**

FIG. 1 is a perspective view of a sole showing my new design;  
FIG. 2 is a front elevational view thereof;  
FIG. 3 is a rear elevational view thereof;  
FIG. 4 is a left side elevational view thereof;  
FIG. 5 is a right side elevational view thereof;  
FIG. 6 is a top plan view thereof; and,  
FIG. 7 is a bottom plan view thereof.

**1 Claim, 5 Drawing Sheets**



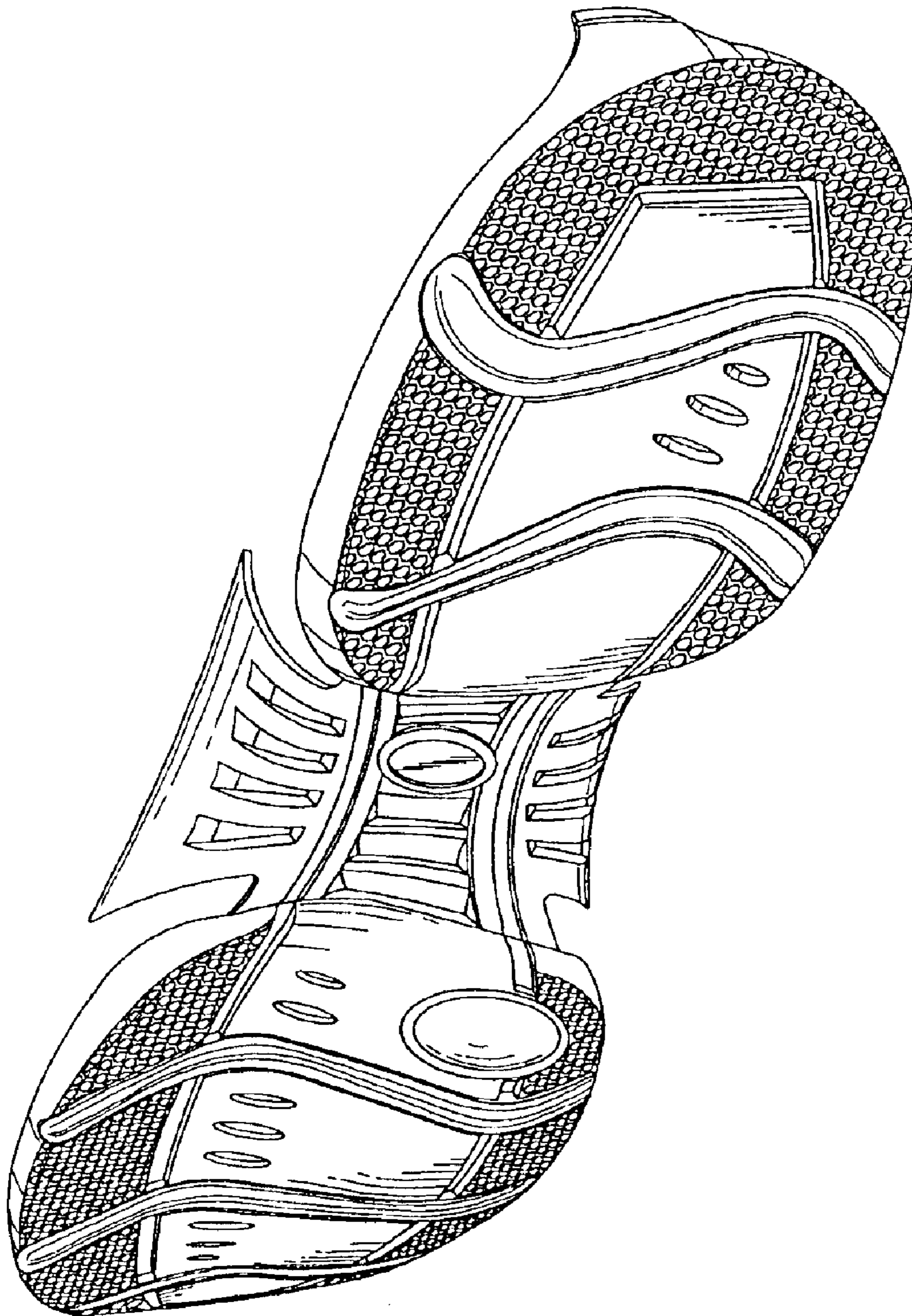


FIG. 1

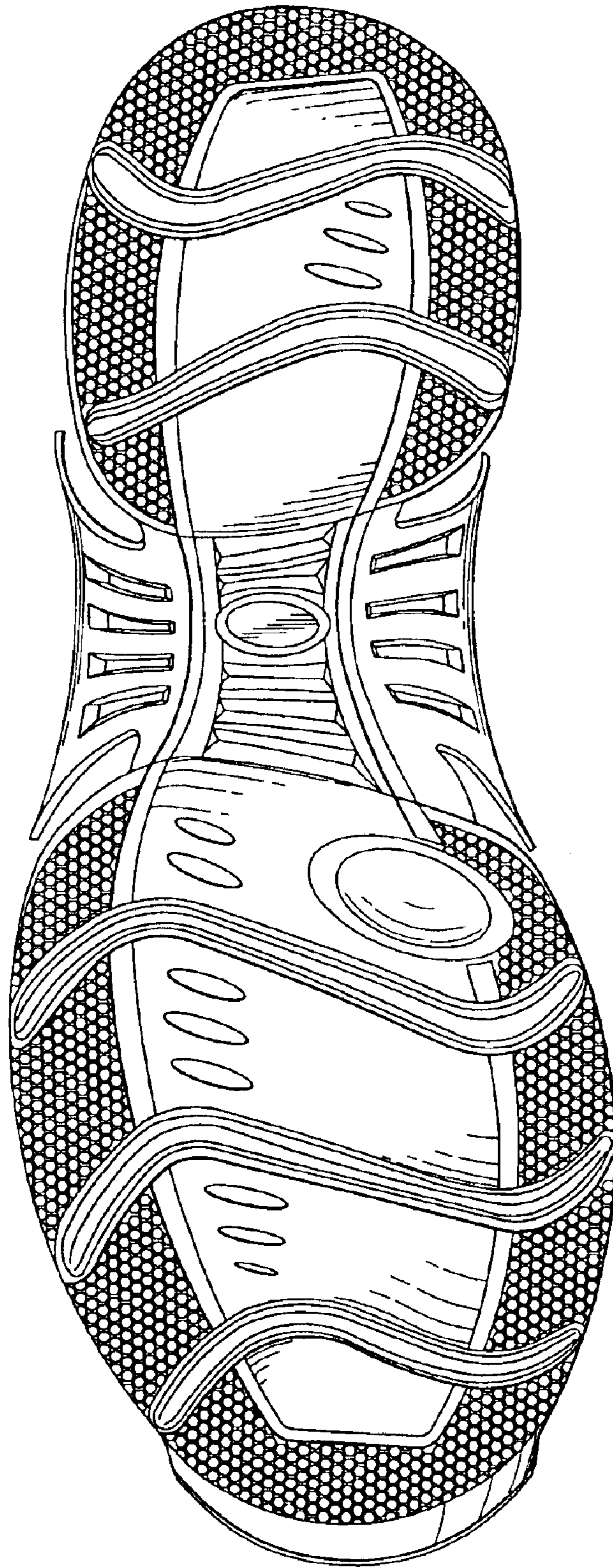


FIG. 2

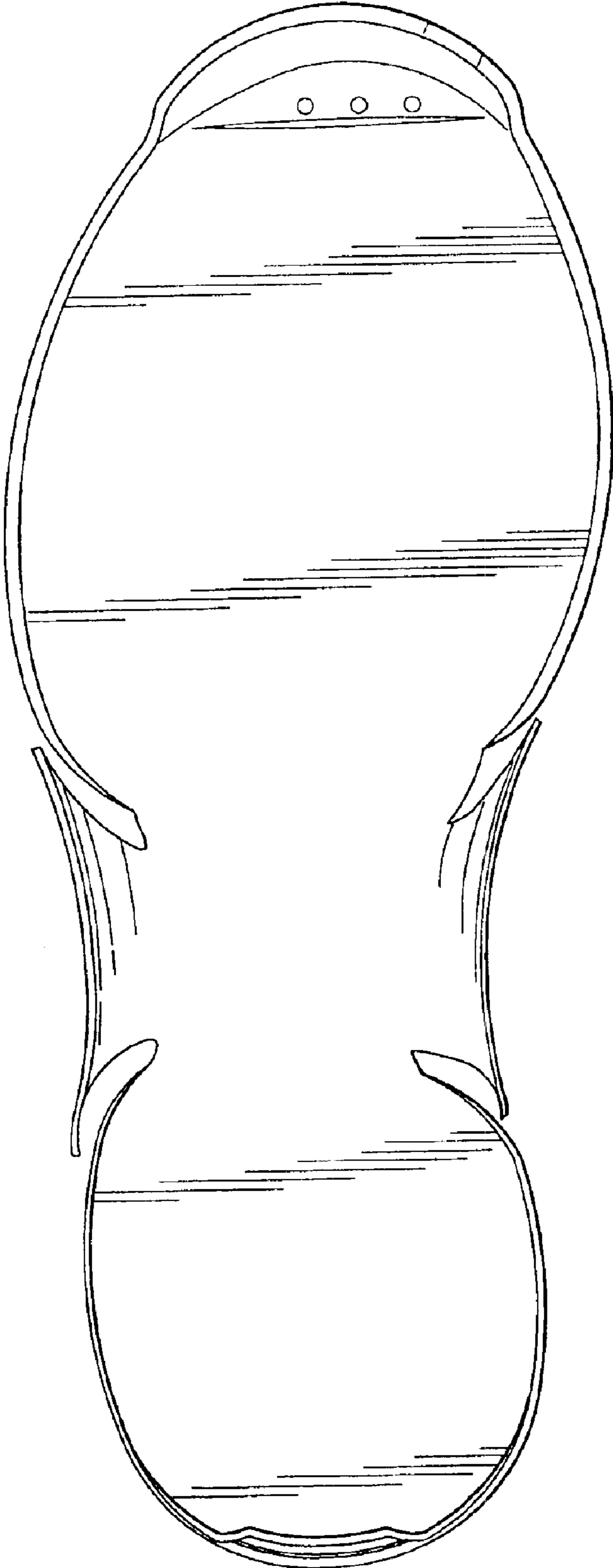


FIG. 3

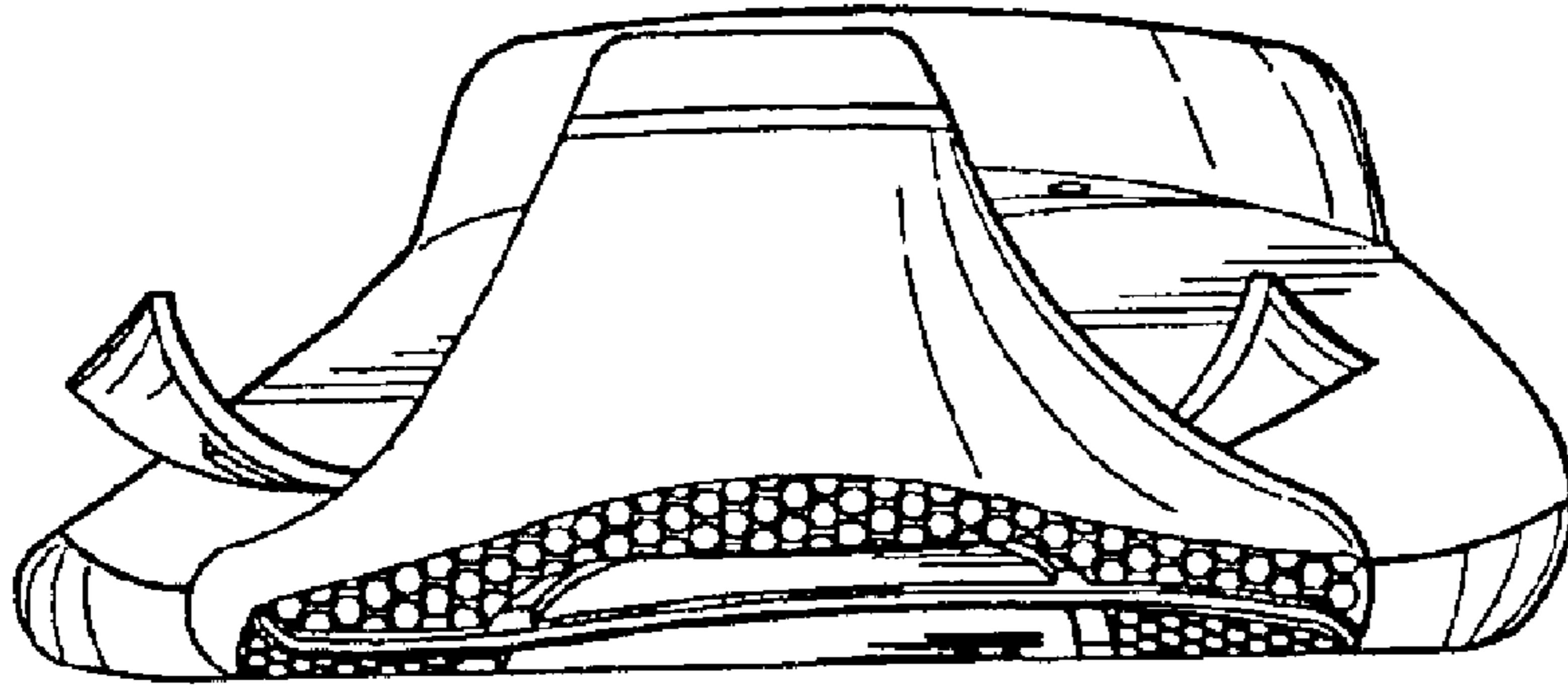


FIG. 5

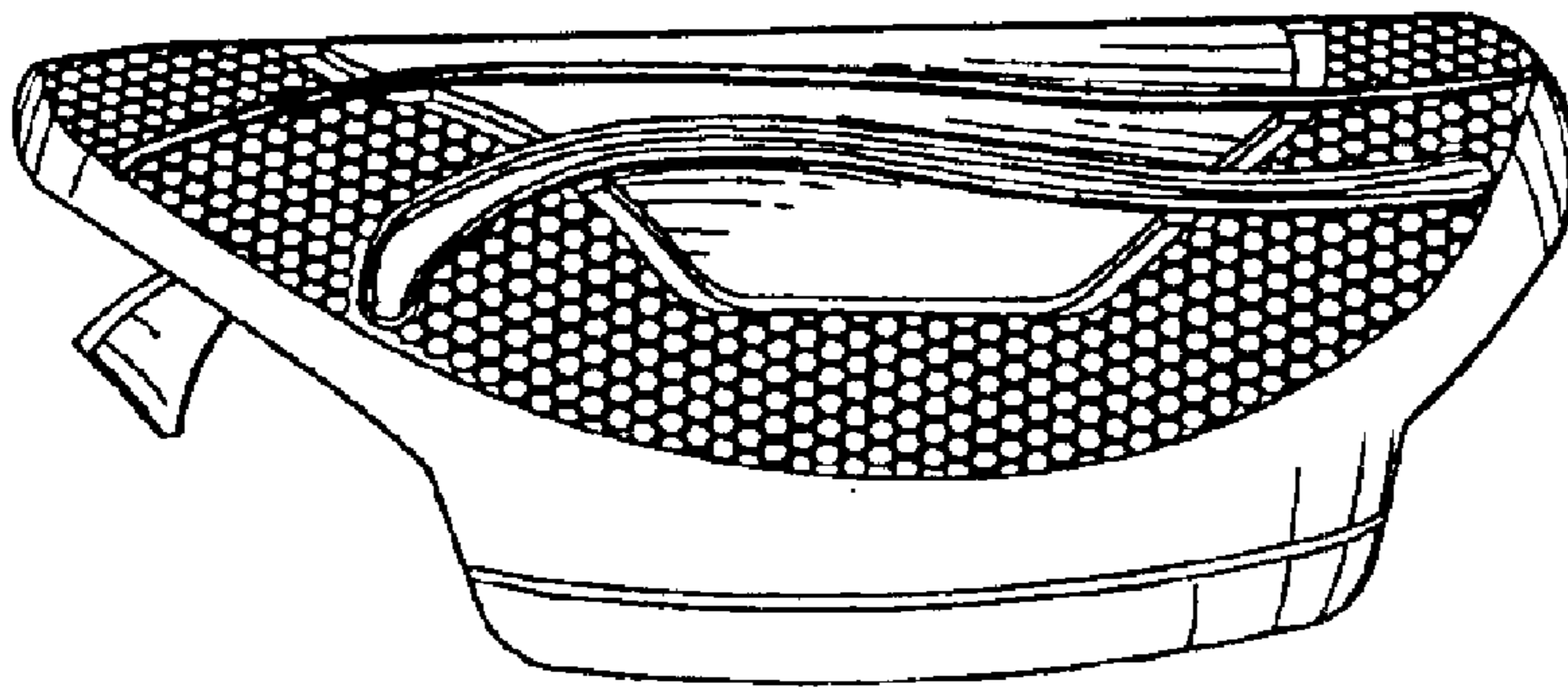


FIG. 4




FIG. 6

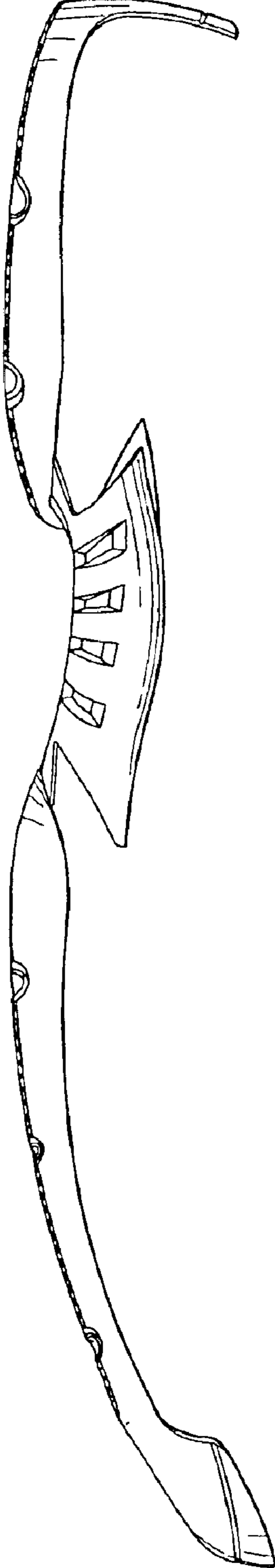


FIG. 7