

US00D507095S

(12) **United States Design Patent**
Gerber

(10) **Patent No.:** **US D507,095 S**
(45) **Date of Patent:** **** Jul. 12, 2005**

(54) **SHOE OUTSOLE**
(75) **Inventor:** **Clifford Bruce Gerber**, West Linn, OR (US)
(73) **Assignee:** **Nike, Inc.**, Beaverton, OR (US)
(**) **Term:** **14 Years**

D399,644 S 10/1998 Ball
D418,663 S * 1/2000 Senif D2/952
6,082,024 A 7/2000 Del Biondi
D437,106 S 2/2001 Cagner
D437,988 S 2/2001 Senif
D440,384 S 4/2001 Shifflett et al.
D460,248 S 7/2002 Clark et al.
D460,606 S 7/2002 Clark et al.
D496,466 S * 9/2004 Slutterback et al. D24/192

(21) **Appl. No.:** **29/212,998**
(22) **Filed:** **Sep. 10, 2004**

(51) **LOC (8) Cl.** **02-04**
(52) **U.S. Cl.** **D2/952; D2/947; D2/956**
(58) **Field of Search** D2/902, 946-949, D2/951-960; 36/3 B, 22 R, 24.5, 25 R, 28, 32 R, 34 R, 67 A, 59 C

OTHER PUBLICATIONS

“Nike Footwear Catalog,” Fall 2003, published Nov. 2002 (p. W95), Beaverton, Oregon.
“Nike Footwear Catalog,” Holiday 2004, published Mar. 2004 (p. W95), Beaverton, Oregon.

* cited by examiner

Primary Examiner—Celia A. Murphy
(74) *Attorney, Agent, or Firm*—TraskBritt

(56) **References Cited**

U.S. PATENT DOCUMENTS

D67,712 S 6/1925 Melville
D80,361 S 1/1930 Crowley
D123,602 S 11/1940 Reeves
3,402,485 A 9/1968 McMorrow
D247,832 S 5/1978 Glasgow et al.
D258,396 S * 3/1981 Turner, Jr. D2/949
4,266,349 A 5/1981 Schmohl
D260,452 S 9/1981 Greenblatt et al.
D263,646 S 4/1982 Railton
D281,287 S 11/1985 Vitrac
4,603,493 A 8/1986 Eston
D287,903 S 1/1987 Jones et al.
D304,390 S 11/1989 Nakano
D307,975 S 5/1990 Kittle et al.
D327,163 S 6/1992 Nakano
D327,570 S 7/1992 Silverman et al.
D374,338 S 10/1996 Chuang
D381,795 S * 8/1997 Coats D2/952

(57) **CLAIM**

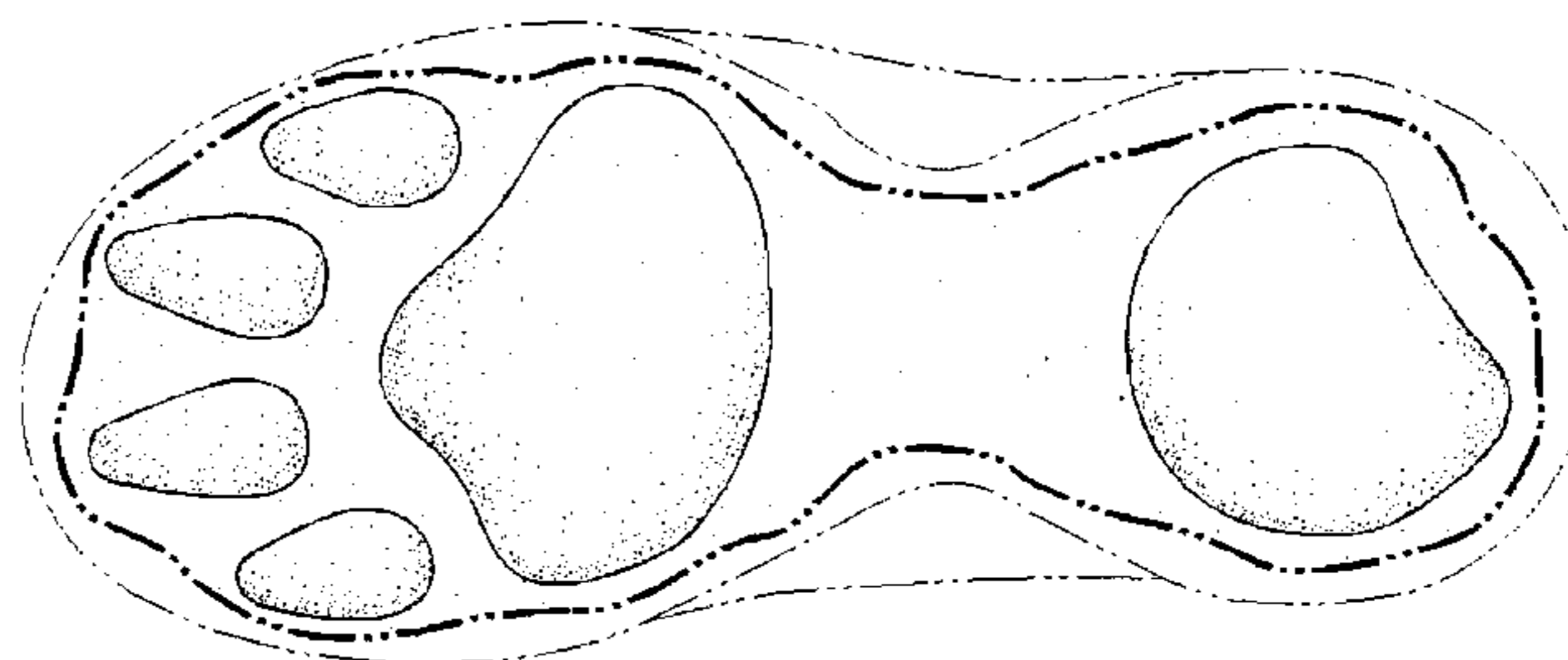
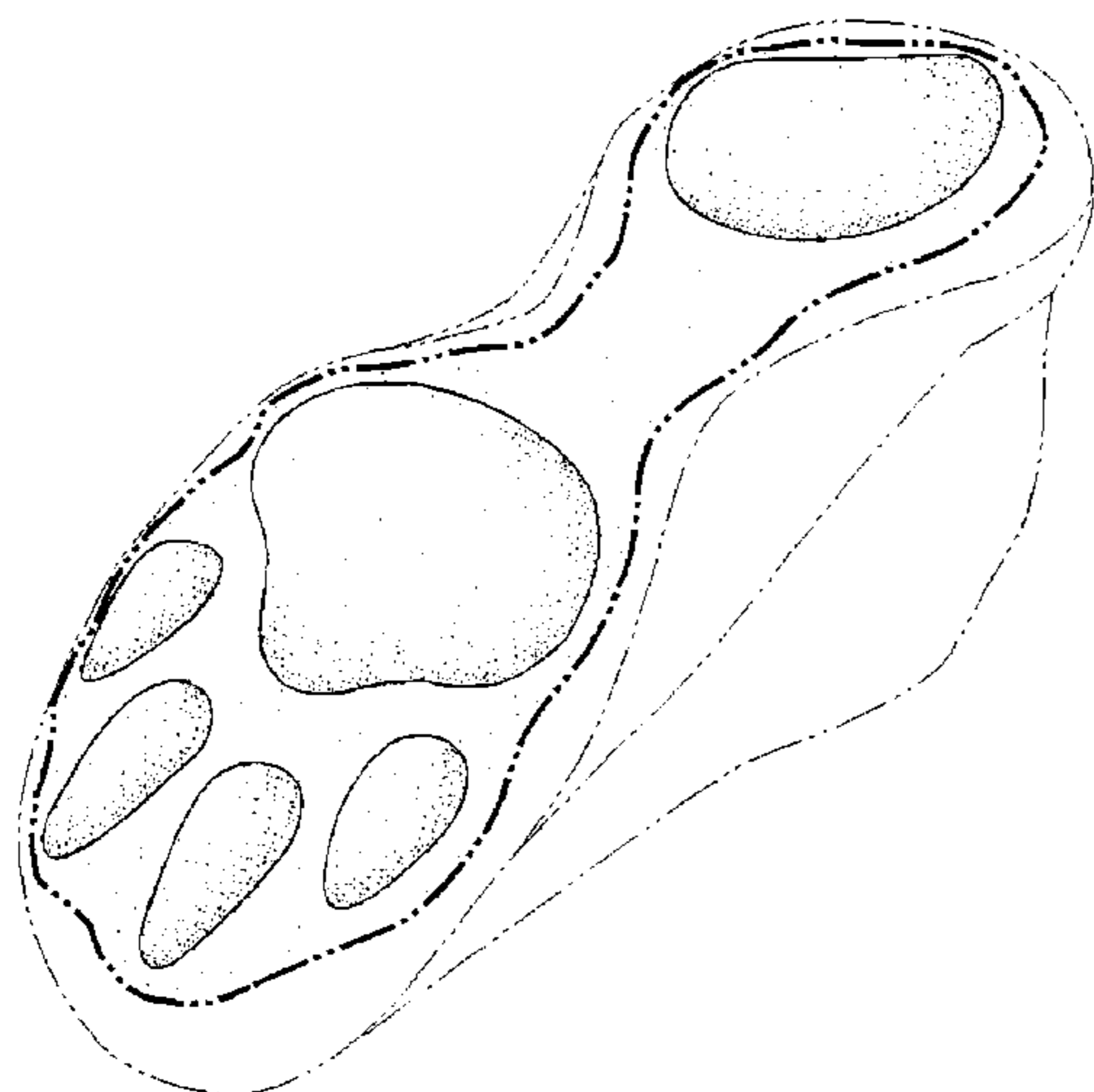
I claim the ornamental design for a shoe outsole, as shown and described.

DESCRIPTION

FIG. 1 is a bottom perspective view of a shoe outsole showing my new design; and, FIG. 2 is a bottom view of the outsole of a shoe shown in FIG. 1.

The uneven broken line(s) immediately adjacent to the shaded area(s) represent(s) the bounds of the claimed design. All other uneven broken lines represent the remaining portion of the shoe. The uneven broken line representations in FIGS. 1-2 are for illustrative purposes only and form no part of the claimed design.

1 Claim, 1 Drawing Sheet



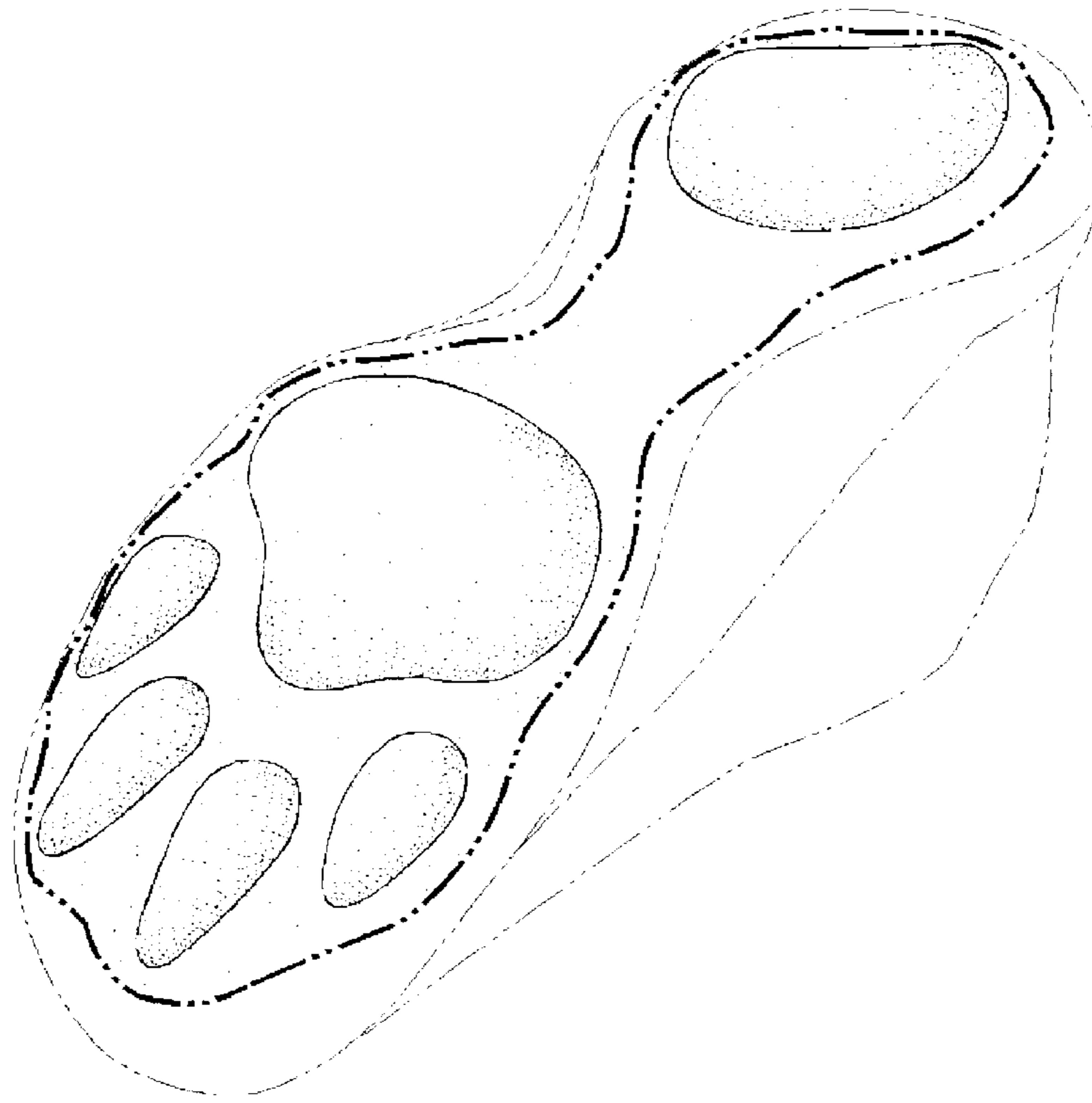


FIG. 1

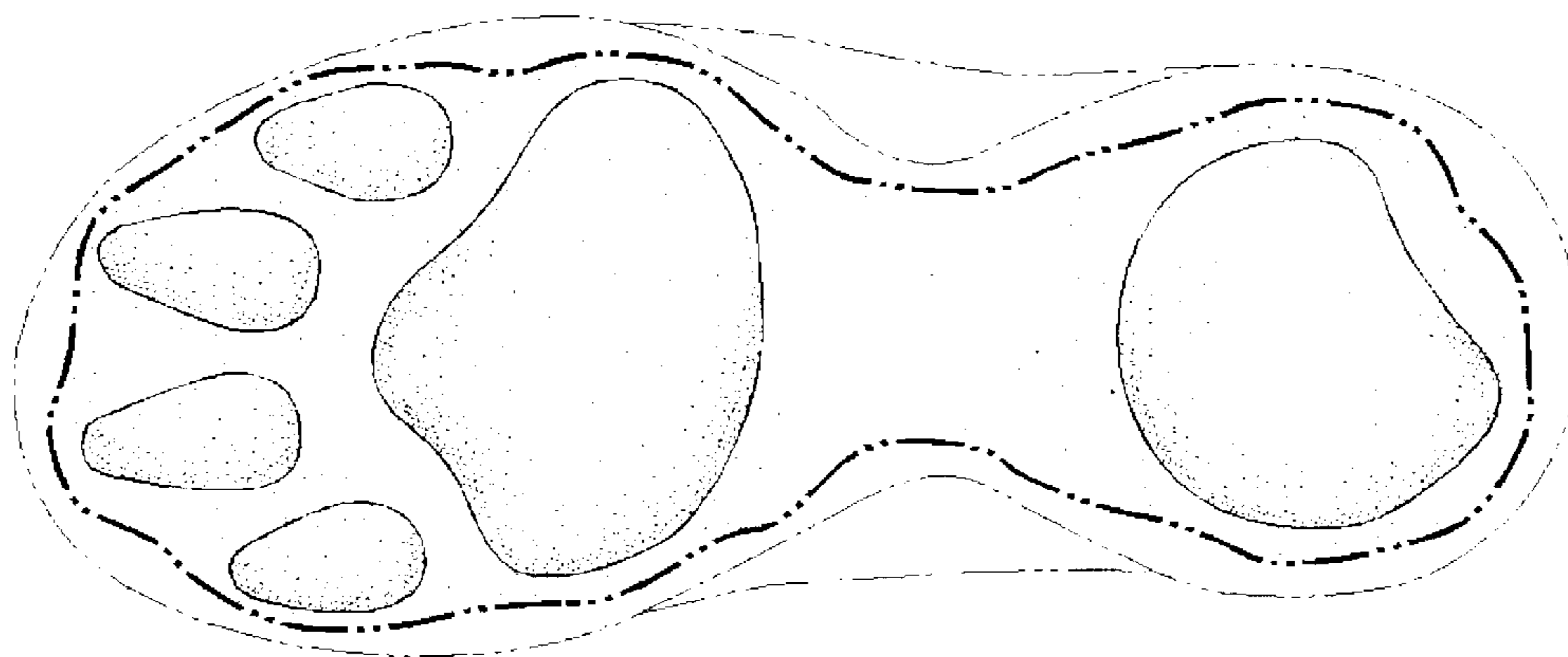


FIG. 2