

US00D507091S

(12) **United States Design Patent**
Digney

(10) **Patent No.:** **US D507,091 S**
(45) **Date of Patent:** **** Jul. 12, 2005**

(54) **UNDERGARMENT**

D485,967 S * 2/2004 Williamson D2/711
6,704,942 B2 3/2004 Lazarian

(76) **Inventor:** **Jeanette Ann Digney**, 247 Darlington
Dr., Banora Point, New South Wales
2486 (AU)

FOREIGN PATENT DOCUMENTS

(**) **Term:** **14 Years**

NZ 505269 12/1998
WO WO 911123 8/1991
WO WO 92/00681 1/1992
WO WO 03/088773 10/2003

(21) **Appl. No.:** **29/202,517**

* cited by examiner

(22) **Filed:** **Apr. 1, 2004**

(30) **Foreign Application Priority Data**

Primary Examiner—Louis S. Zarfes
Assistant Examiner—Sarah Gill
(74) *Attorney, Agent, or Firm*—Young & Thompson

Nov. 12, 2003 (AU) 154937

(51) **LOC (8) Cl.** **02-01**

(57) **CLAIM**

(52) **U.S. Cl.** **D2/712; 2/78.2**

The ornamental design for a undergarment, as shown and described.

(58) **Field of Search** D2/701, 706, 708,
D2/700, 711, 712, 713, 732; 2/73, 78.1,
406, 400, 408, 109

DESCRIPTION

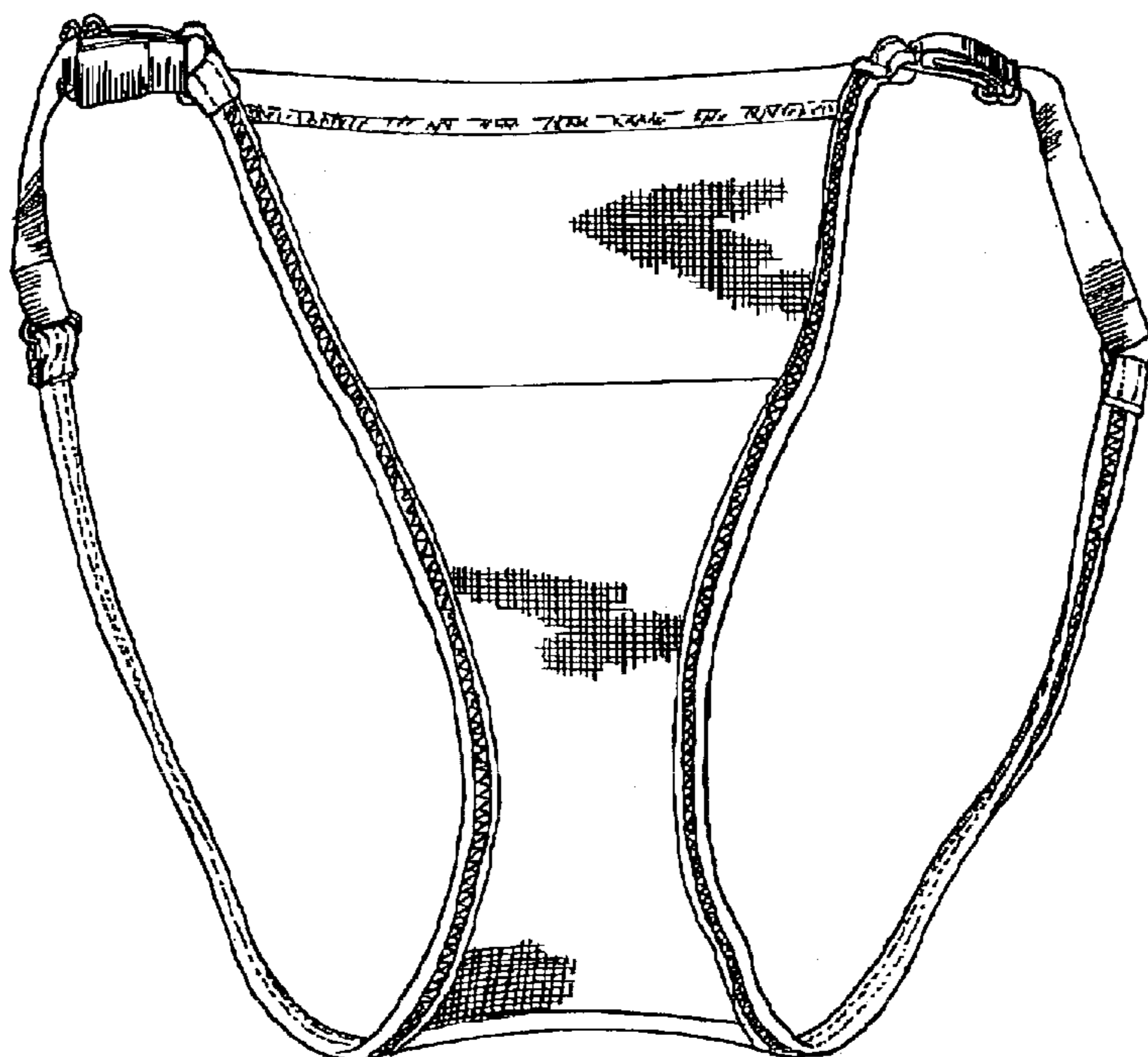
(56) **References Cited**

FIG. 1 is a outside perspective view of a undergarment, showing my new design;
FIG. 2 is a inside perspective view thereof;
FIG. 3 is a front perspective view thereof;
FIG. 4 is a back perspective view thereof;
FIG. 5 is a side perspective view of the adjustable strap thereof;
FIG. 6 is a front perspective view of the left adjustable strap thereof;
FIG. 7 is a front perspective view of the adjustable strap thereof; and,
FIG. 8 is a side perspective view of the right adjustable strap.

U.S. PATENT DOCUMENTS

2,250,506 A * 7/1941 Snyder 2/406
2,401,457 A * 6/1946 Bryant 2/406
4,506,391 A 3/1985 Rodman
5,023,957 A 6/1991 Harvey
5,243,974 A * 9/1993 Allen 607/108
D396,542 S * 8/1998 Nicholson D2/716
5,926,853 A * 7/1999 Plank 2/406
D419,280 S * 1/2000 Hines D2/712
6,018,823 A * 2/2000 Ortmeier 2/406
6,058,514 A * 5/2000 Hart 2/406
6,546,564 B1 4/2003 Palmer
6,560,786 B2 * 5/2003 Lipton 2/400

1 Claim, 5 Drawing Sheets



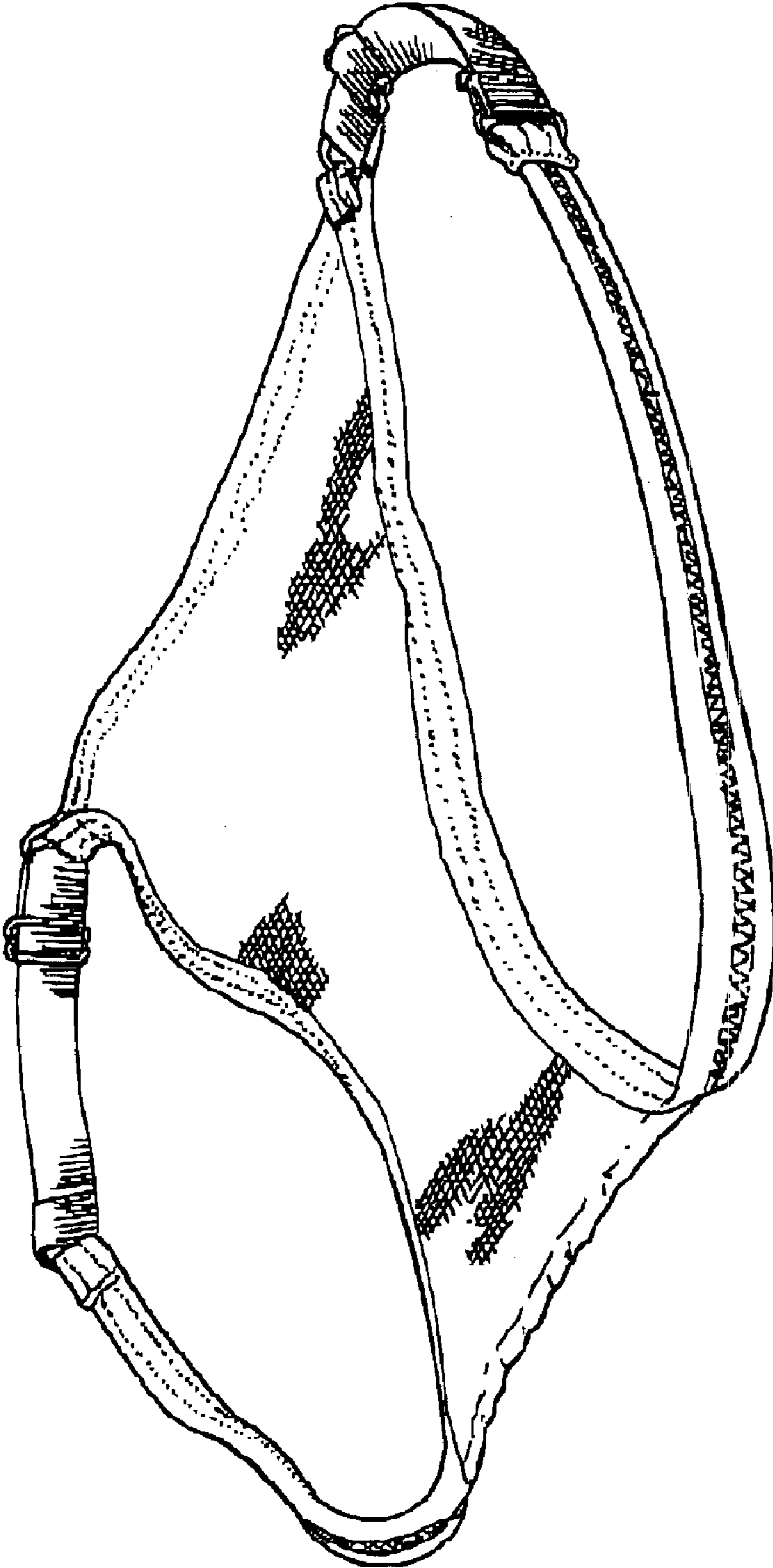


FIG. 1.

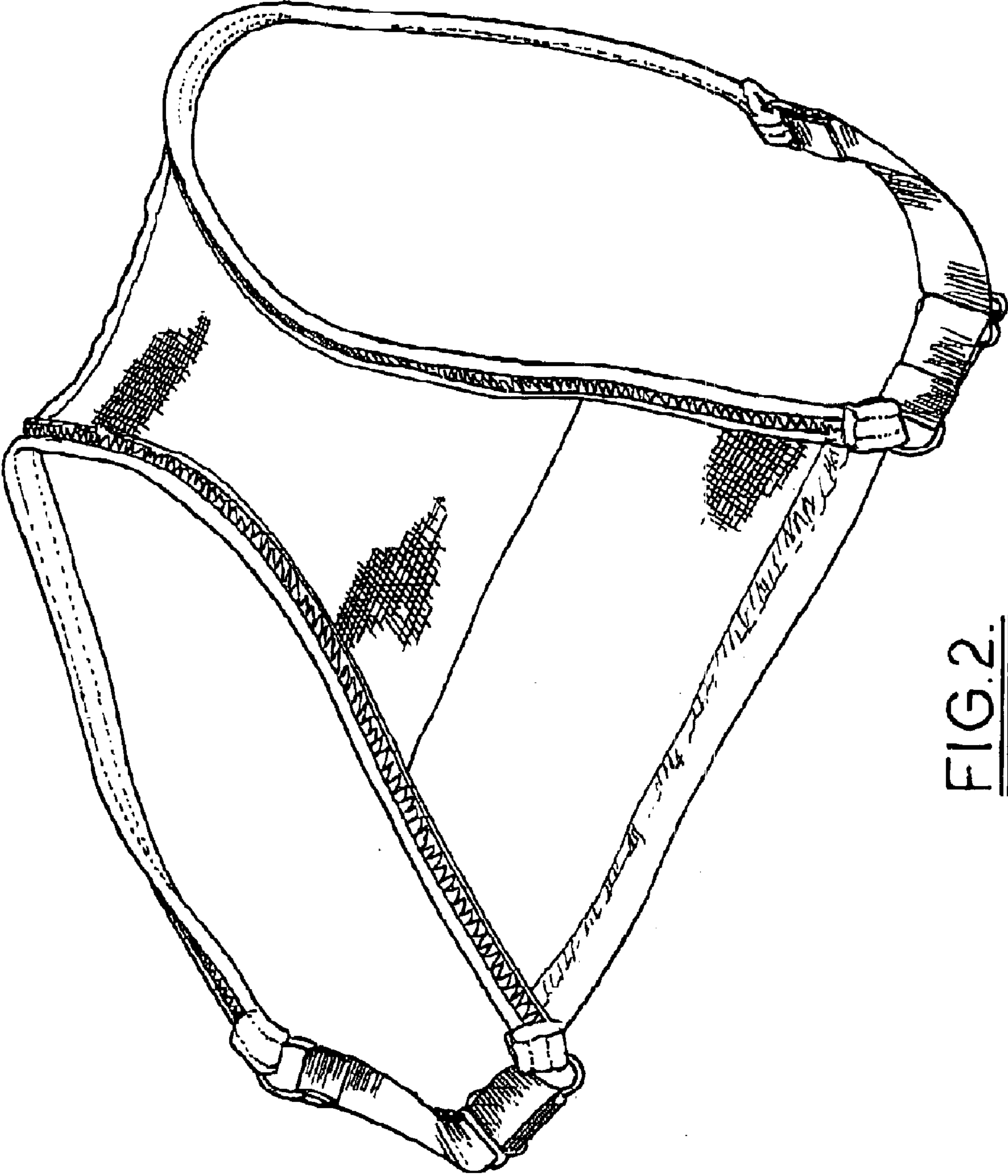


FIG. 2.

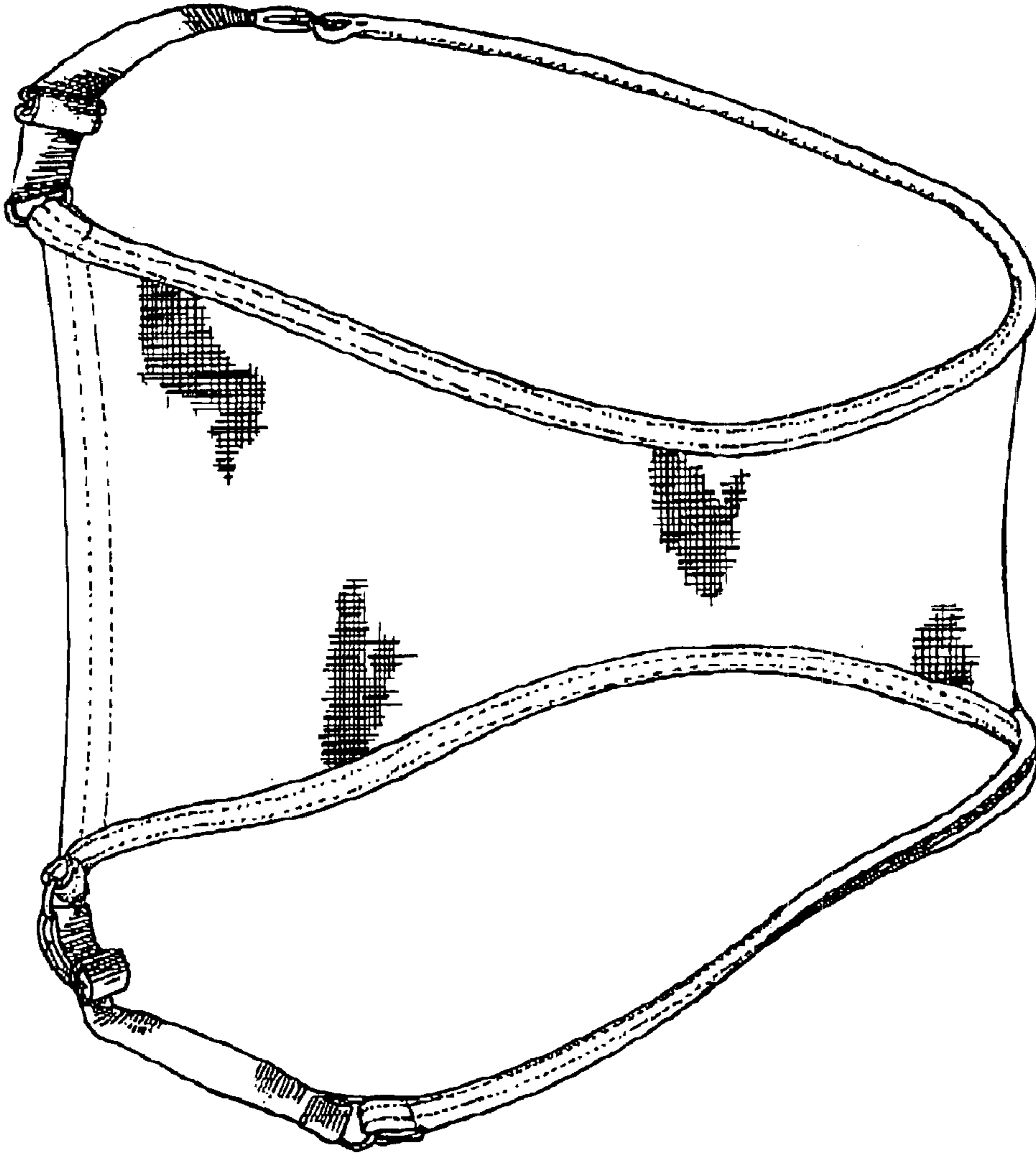


FIG. 3.

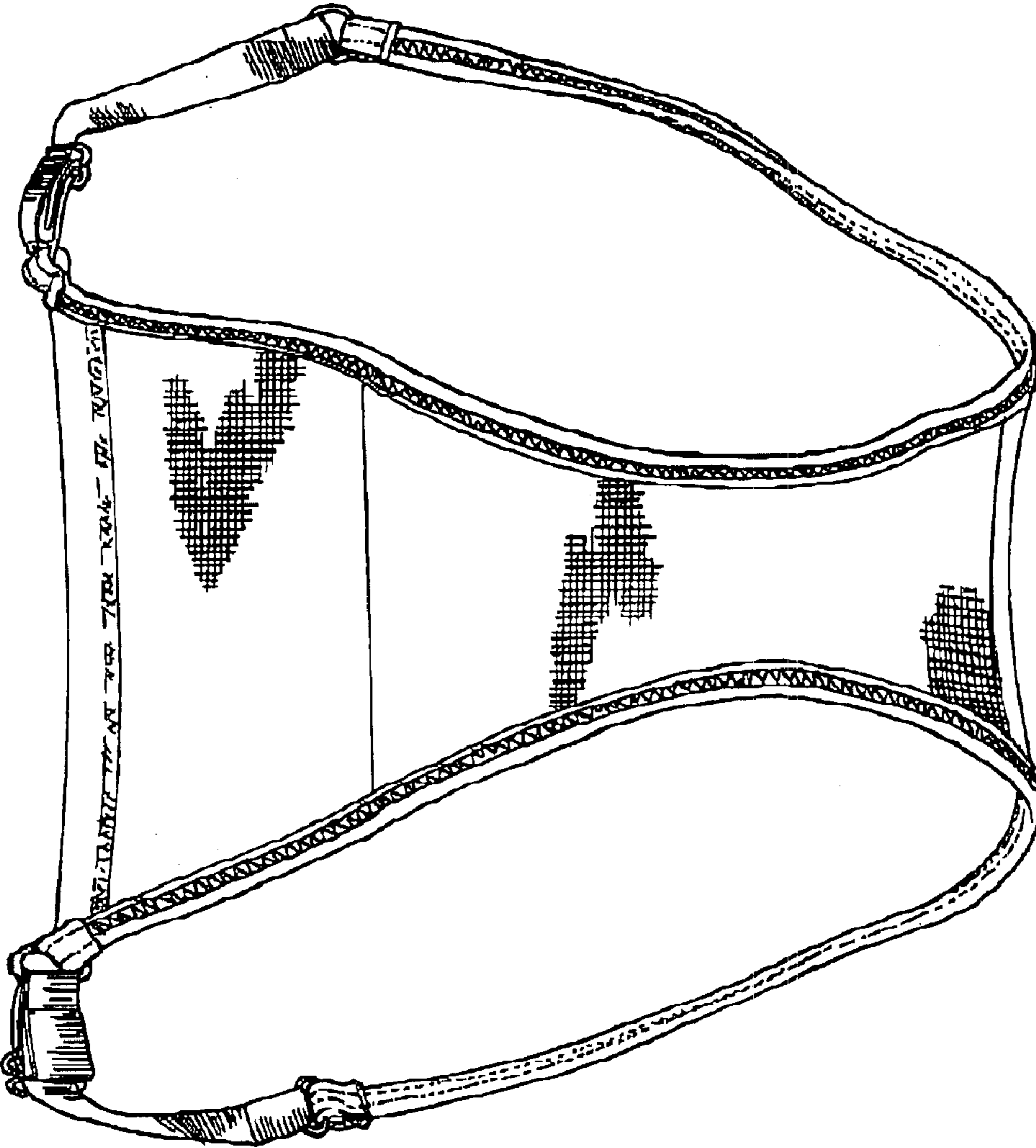


FIG.4.



FIG. 6.



FIG. 5.



FIG. 7.



FIG. 8.