

US00D507084S

(12) **United States Design Patent**  
**Sabeh-Azar**

(10) **Patent No.: US D507,084 S**

(45) **Date of Patent: \*\* Jul. 5, 2005**

(54) **PET FLOATATION DEVICE**

(76) **Inventor: Roannah Sabeh-Azar**, 125 River Street, Toronto, Ontario (CA), M5A 3P5

(\*\*) **Term: 14 Years**

(21) **Appl. No.: 29/211,445**

(22) **Filed: Aug. 17, 2004**

(51) **LOC (8) Cl. .... 30-99**

(52) **U.S. Cl. .... D30/199; D30/144**

(58) **Field of Search .... D30/144, 145, D30/199; 119/850, 863, 856-58, 174, 792, 907; 441/127, 115, 55, 80, 136, 88, 106, 108**

6,595,162 B1 \* 7/2003 Hibbert ..... 119/850  
2002/0124812 A1 \* 9/2002 Sjolín ..... 119/850

**OTHER PUBLICATIONS**

1997, BOAT/U.S. Annual Equipment Catalog p. 374.\*  
1998 M+E MARINE Full Gear Catalog p. 131.\*  
1991, BOAT/U.S. Annual Equipment Catalog p. 100.\*

\* cited by examiner

*Primary Examiner*—Alan P. Douglas

*Assistant Examiner*—Susan M Lee

(74) *Attorney, Agent, or Firm*—Stephen R. Greiner

(57) **CLAIM**

The ornamental design for a pet floatation device, as shown and described.

(56) **References Cited**

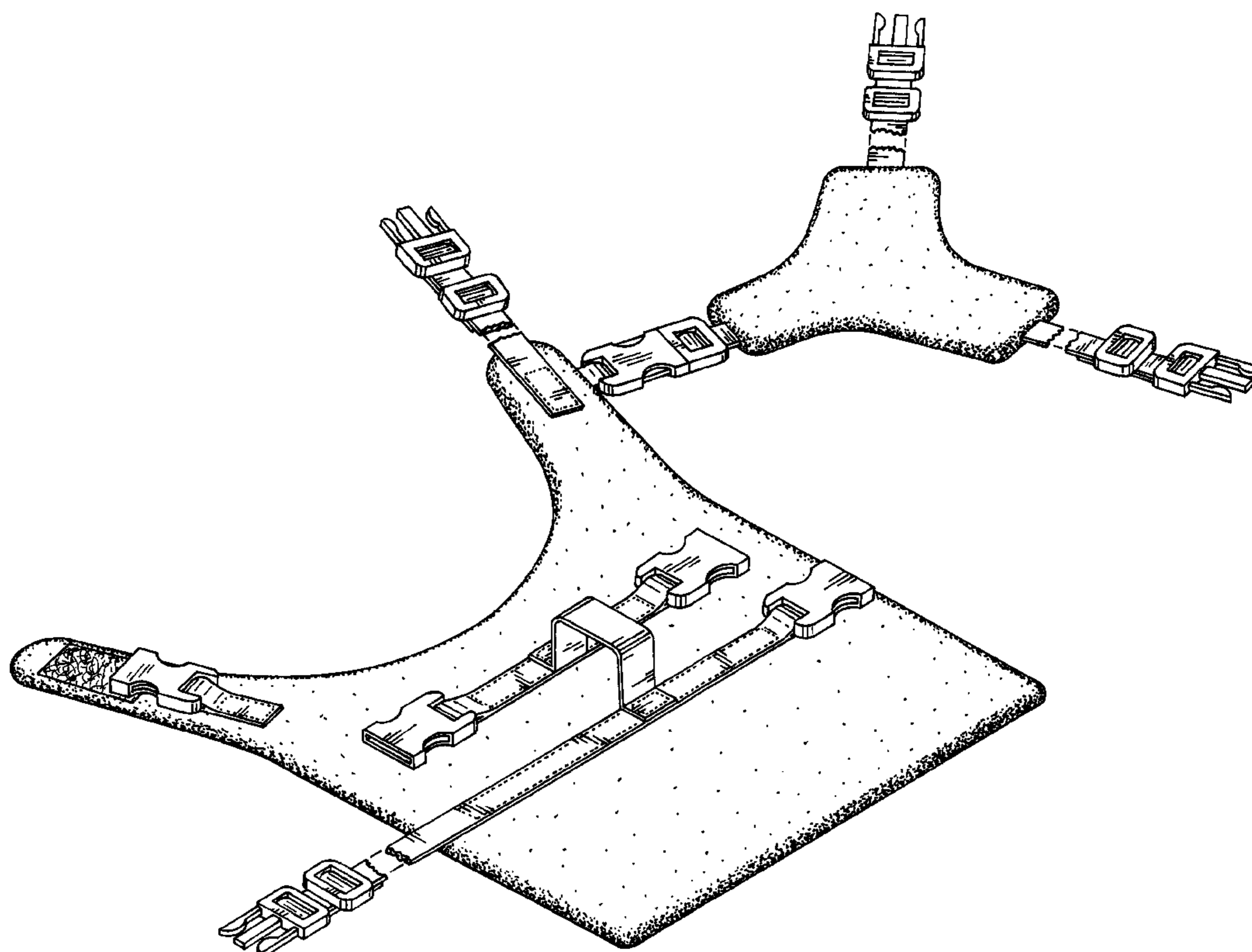
**U.S. PATENT DOCUMENTS**

2,136,115	A	*	11/1938	McCaleb	.....	54/80.1
3,225,369	A	*	12/1965	Berwick	.....	441/127
5,615,640	A		4/1997	Luiz		
5,632,235	A		5/1997	Larsen et al.		
5,738,043	A	*	4/1998	Manuel	.....	119/497
5,894,817	A		4/1999	Manuel		
6,557,497	B1	*	5/2003	Milligan	.....	119/850

**DESCRIPTION**

FIG. 1 is a perspective view of a pet floatation device showing my new design; FIG. 2 is a top view thereof; and, FIG. 3 is a bottom view thereof. The broken line showing in FIGS. 1 and 2 indicates sewn stitching.

**1 Claim, 3 Drawing Sheets**



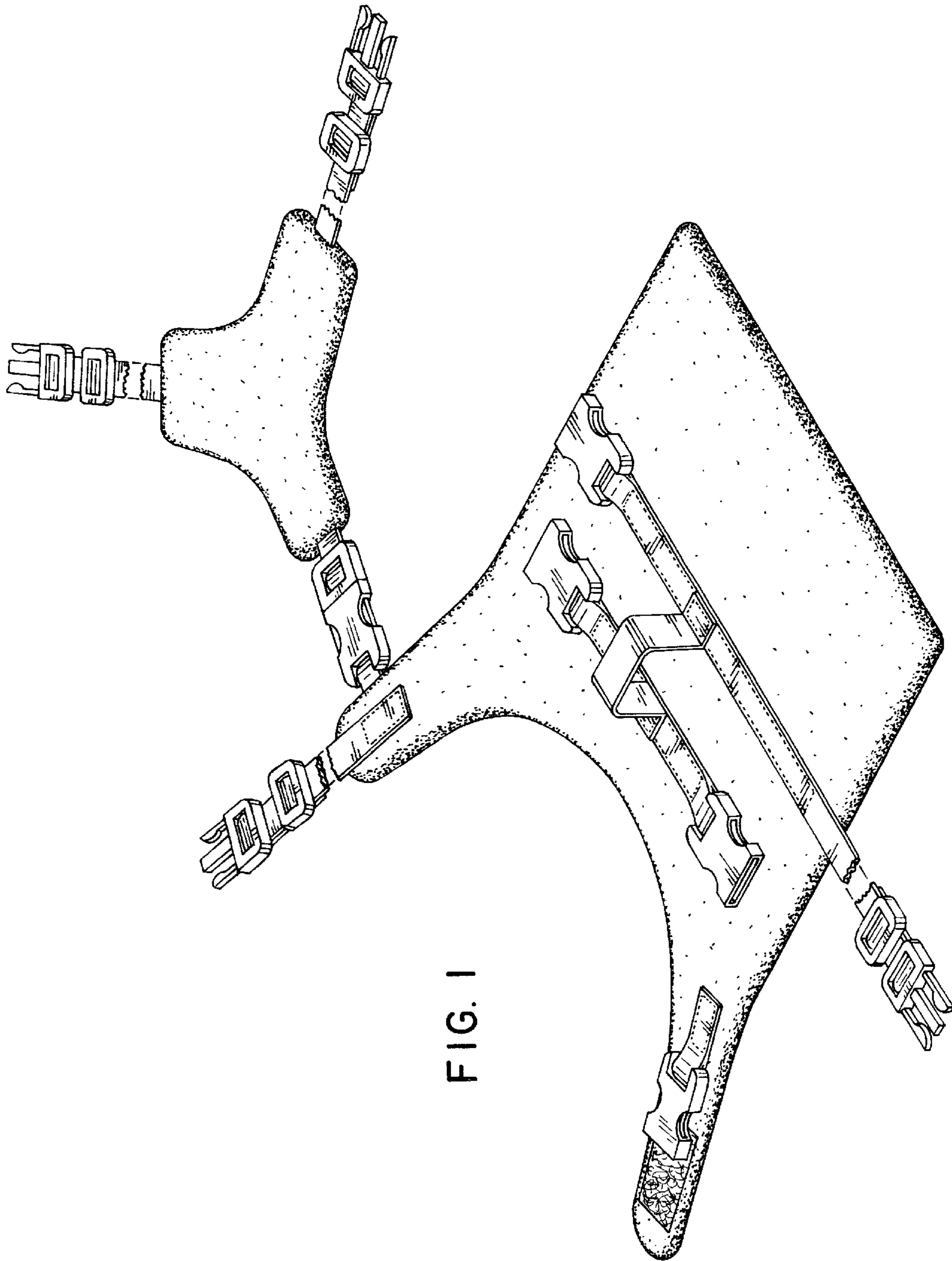


FIG. 1

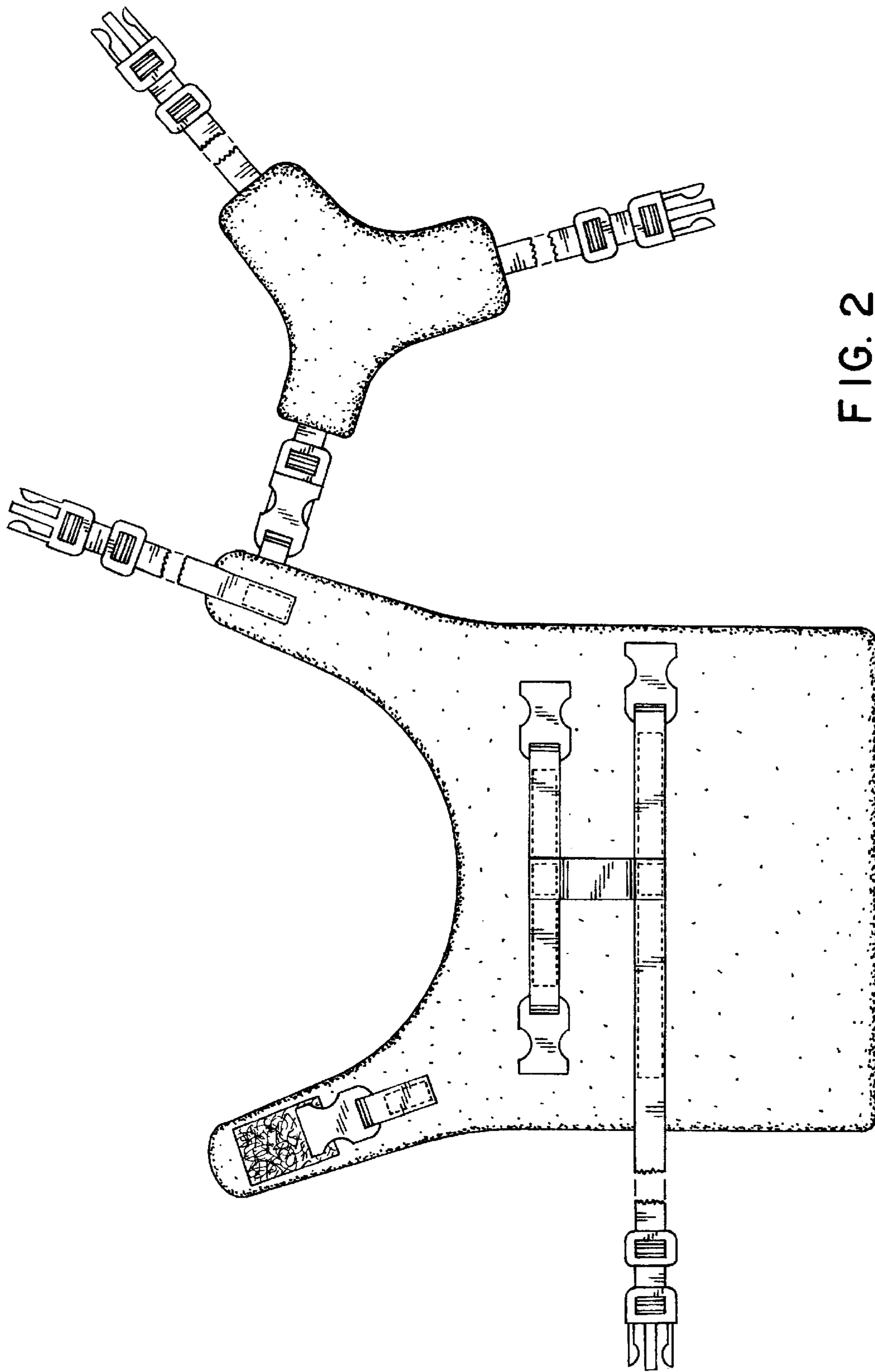


FIG. 2

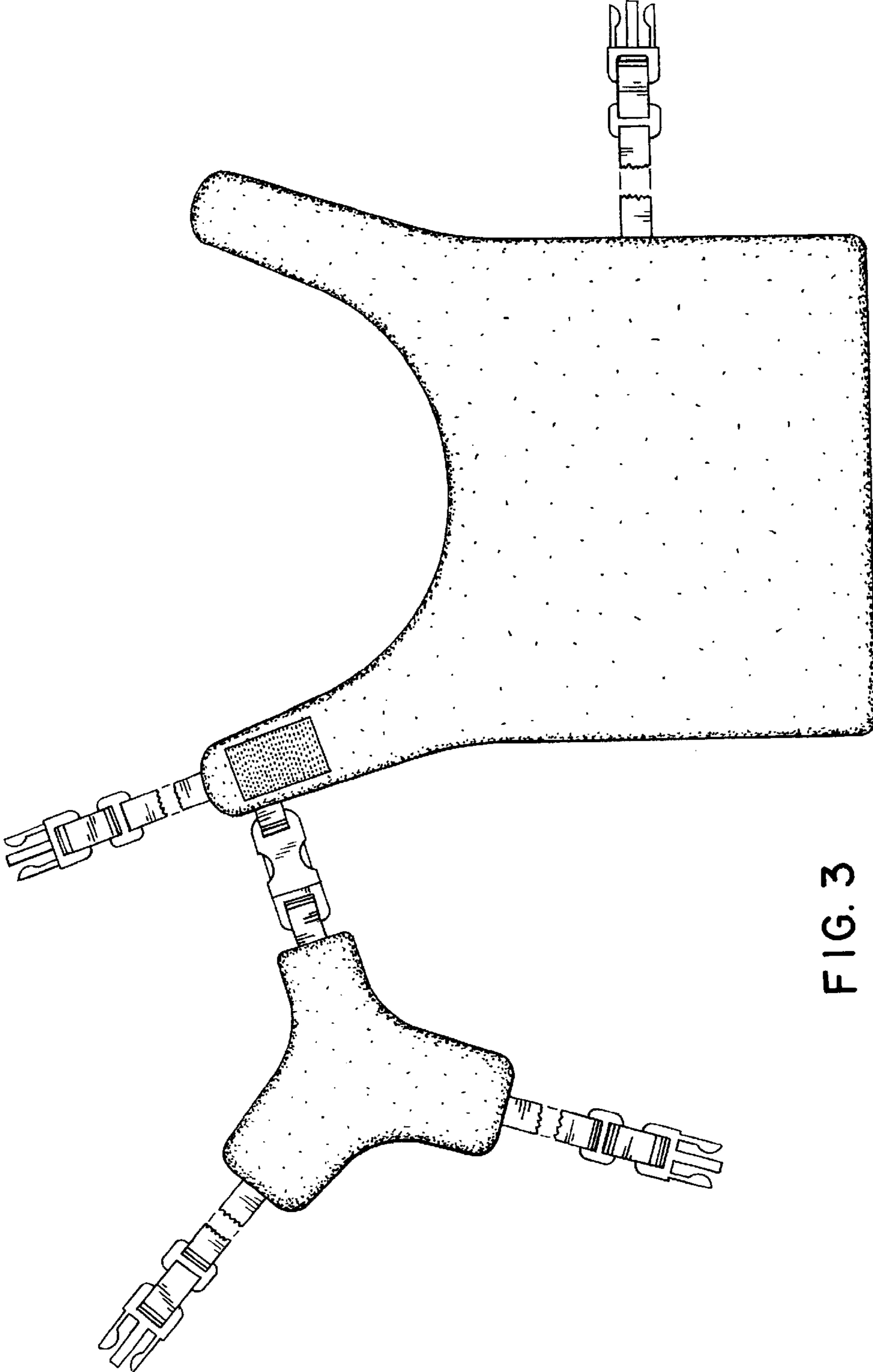


FIG. 3