

US00D507081S

(12) **United States Design Patent**
Sievers

(10) **Patent No.:** **US D507,081 S**

(45) **Date of Patent:** **** Jul. 5, 2005**

(54) **EQUESTRIAN PICKET LINE TIE**

1,047,665 A * 12/1912 Lee 119/787
6,269,825 B1 * 8/2001 Yager 135/120.1

(75) **Inventor:** **Jack D. Sievers**, Indianapolis, IN (US)

* cited by examiner

(73) **Assignee:** **JT International Distributors Inc.**,
Indianapolis, IN (US)

Primary Examiner—Stella Reid
Assistant Examiner—Susan M Lee

(**) **Term:** **14 Years**

(74) *Attorney, Agent, or Firm*—John S. Reid

(21) **Appl. No.:** **29/190,360**

(57) **CLAIM**

(22) **Filed:** **Sep. 20, 2003**

The ornamental design for an equestrian picket line tie, as shown.

(51) **LOC (8) Cl.** **30-09**

DESCRIPTION

(52) **U.S. Cl.** **D30/154**; 119/791

FIG. 1 is a perspective view of an equestrian picket line tie according to the present invention.

(58) **Field of Search** D30/154; 119/786-88,

FIG. 2 is a front elevation view thereof;

119/791; 135/118; 248/545, 530, 518-521;
52/155-59, 165

FIG. 3 is a right side elevation view thereof, the left side elevation view being a mirror image thereof.

(56) **References Cited**

FIG. 4 is a plan view thereof; and,

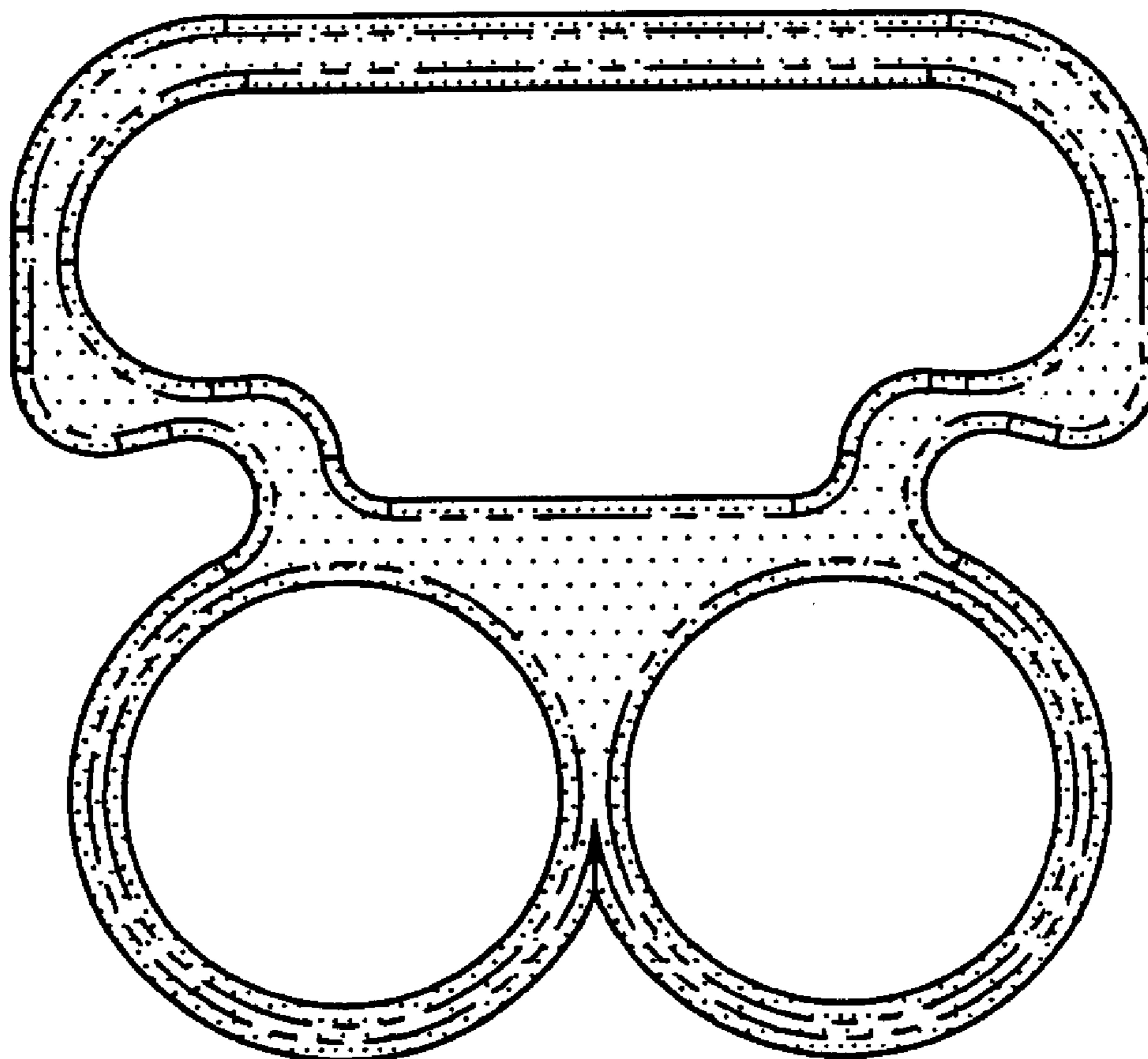
U.S. PATENT DOCUMENTS

FIG. 5 is a bottom view thereof.

613,006 A * 10/1898 Green 119/788

1 Claim, 1 Drawing Sheet

930,208 A * 8/1909 Miller 119/791



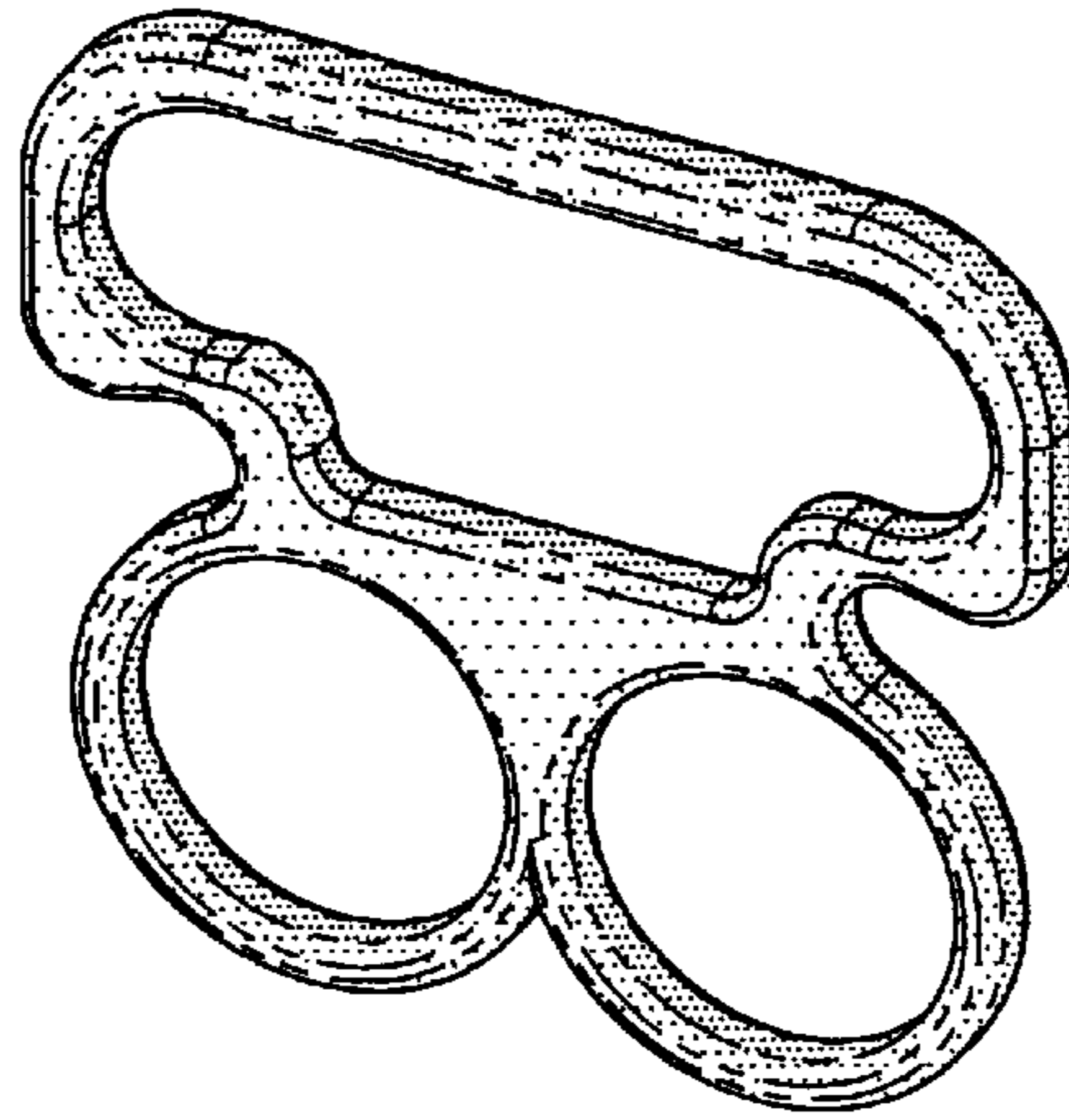


Fig 1

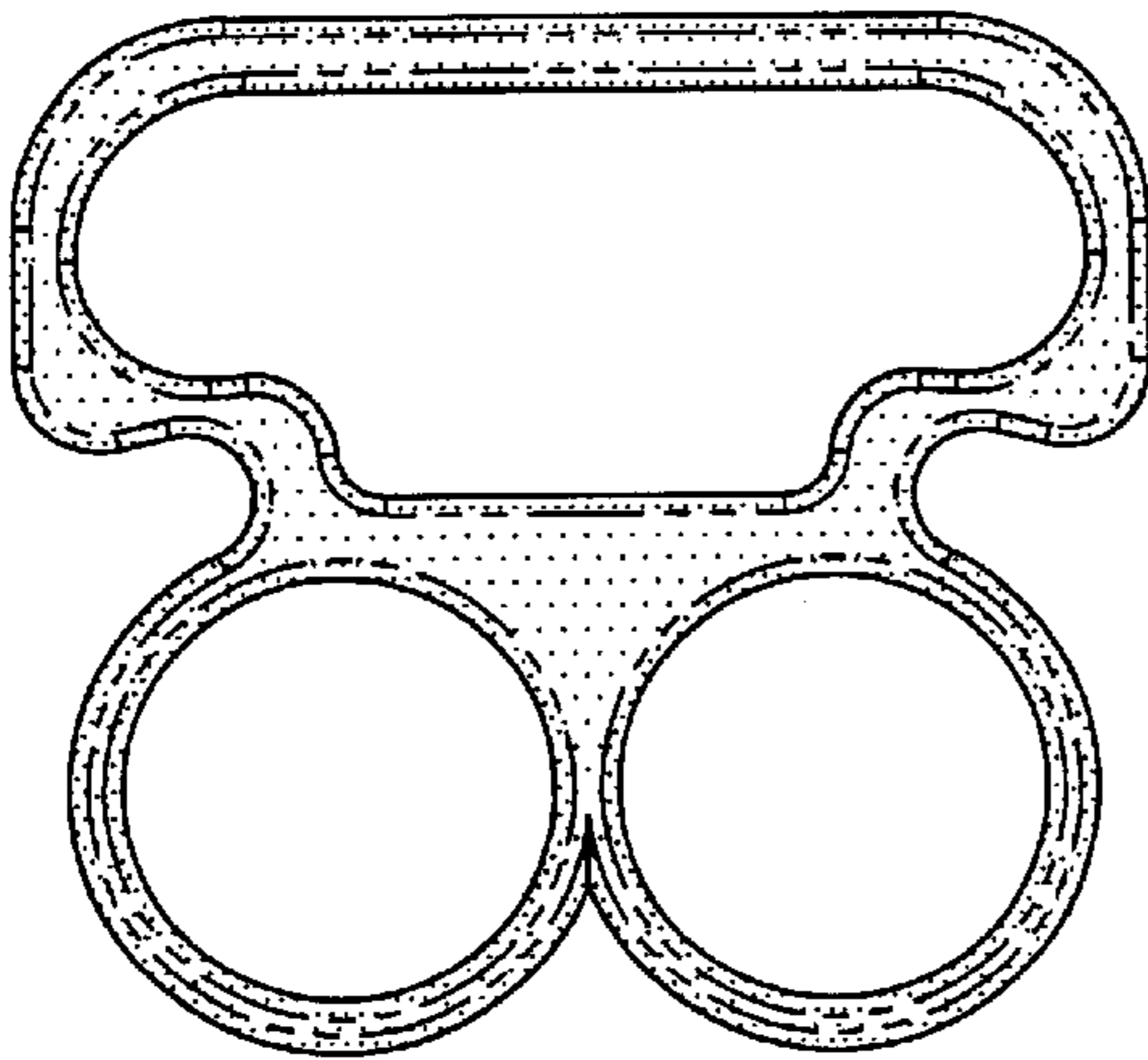


Fig 2



Fig 3




Fig 4



Fig 5