



US00D507076S

(12) **United States Design Patent**
Shurtleff

(10) **Patent No.:** **US D507,076 S**
(45) **Date of Patent:** **** Jul. 5, 2005**

(54) **COSMETIC APPLIANCE**

(75) Inventor: **Jill M. Shurtleff**, Boston, MA (US)

(73) Assignee: **The Gillette Company**, Boston, MA (US)

(**) Term: **14 Years**

(21) Appl. No.: **29/207,255**

(22) Filed: **Jun. 10, 2004**

(51) **LOC (8) Cl.** **28-03**

(52) **U.S. Cl.** **D28/59**

(58) **Field of Search** D28/56, 57, 59,
D28/62; 132/73, 73.5, 75.3, 75.6, 76.2,
76.4; D24/147

(56) **References Cited**

U.S. PATENT DOCUMENTS

| | | | | |
|-----------------|---------|---------------|-------|-----------|
| D133,008 S * | 7/1942 | McCall | | D28/59 |
| D284,118 S * | 6/1986 | Baumgartner | | D28/59 |
| 5,732,719 A * | 3/1998 | Godbout | | 132/76.4 |
| 6,640,812 B2 * | 11/2003 | Ayzman | | 132/76.4 |
| D496,731 S * | 9/2004 | Park | | D28/59 |
| 2003/0200619 A1 | 10/2003 | Kelsey et al. | | 15/236.01 |

* cited by examiner

Primary Examiner—Jennifer Rivard
(74) *Attorney, Agent, or Firm*—Stephan P. Williams

(57) **CLAIM**

The ornamental design for a cosmetic appliance, as shown and described.

DESCRIPTION

FIG. 1 is a perspective view as seen from the top, rear and right side of a cosmetic appliance showing my new design; FIG. 2 is a front elevational view thereof;

FIG. 3 is a top plan view thereof, the bottom plan view being a mirror image;

FIG. 4 is a rear elevational view thereof;

FIG. 5 is a right side elevational view thereof, the left side elevational view being a mirror image; and,

FIG. 6 is a top plan view of a second embodiment of the cosmetic appliance shown in FIG. 1.

The bottom plan view of the second embodiment is a mirror image of FIG. 6. The side, front, and rear views of the second embodiment are identical to the first embodiment.

1 Claim, 3 Drawing Sheets

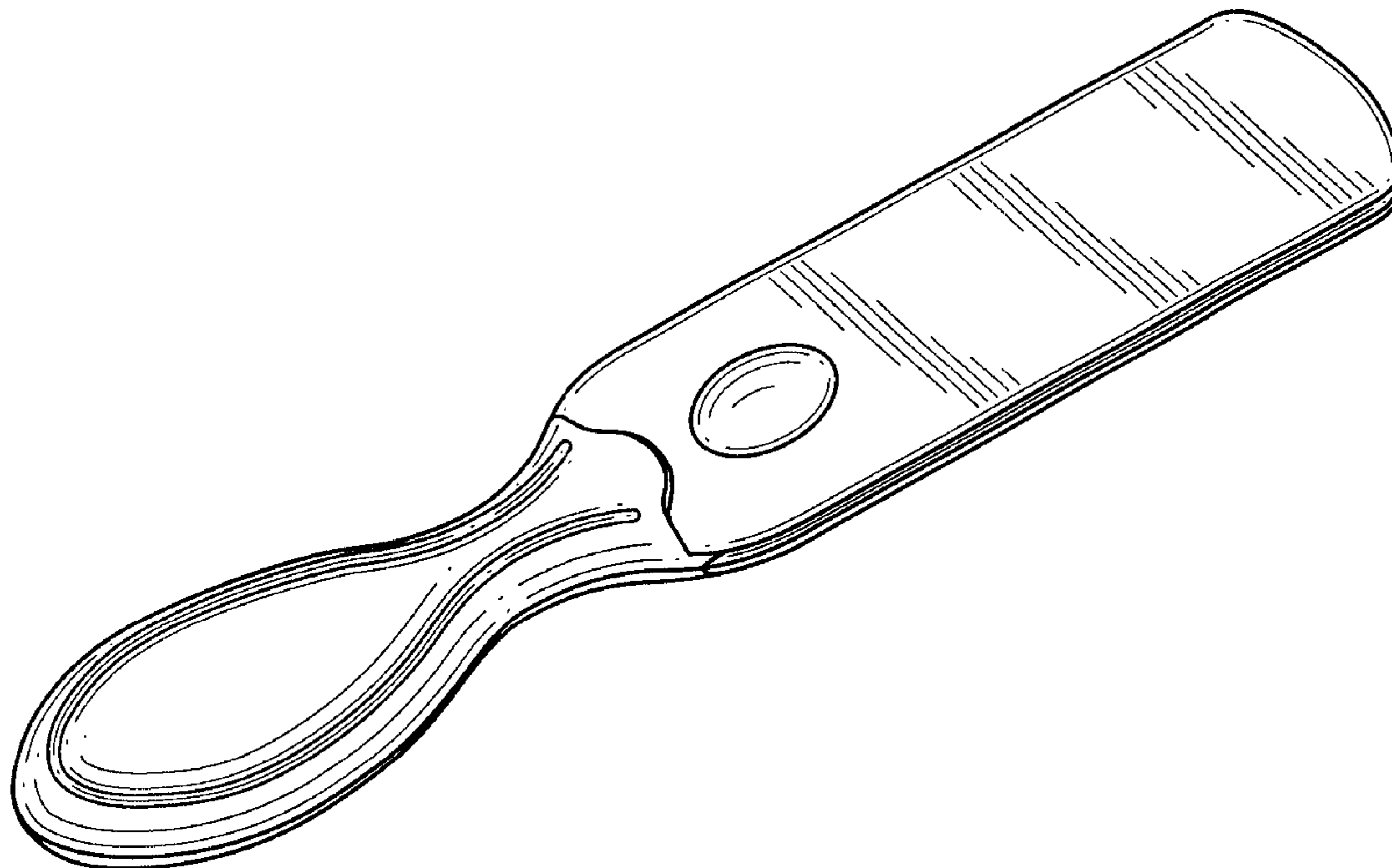


FIG. 1

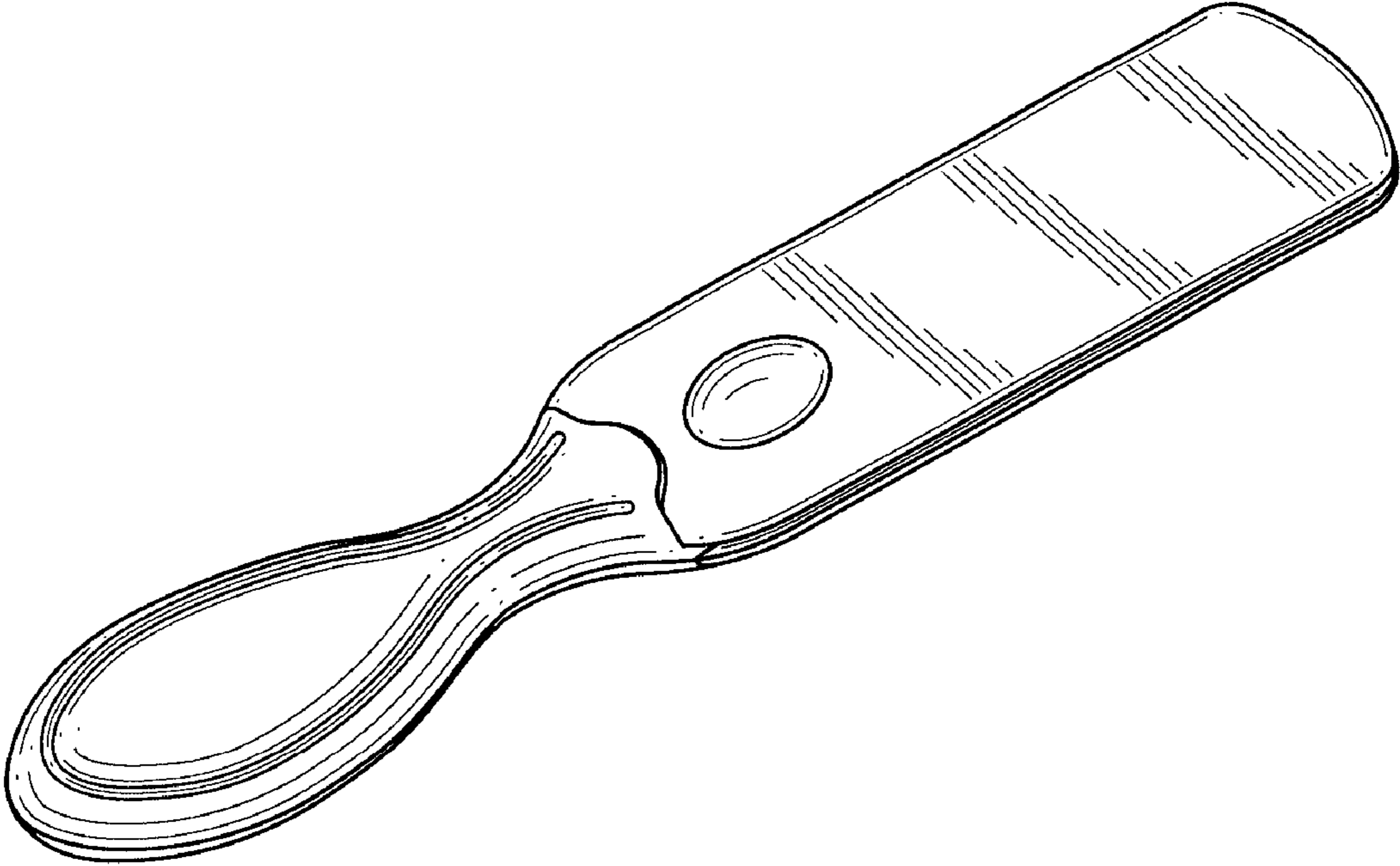


FIG. 2

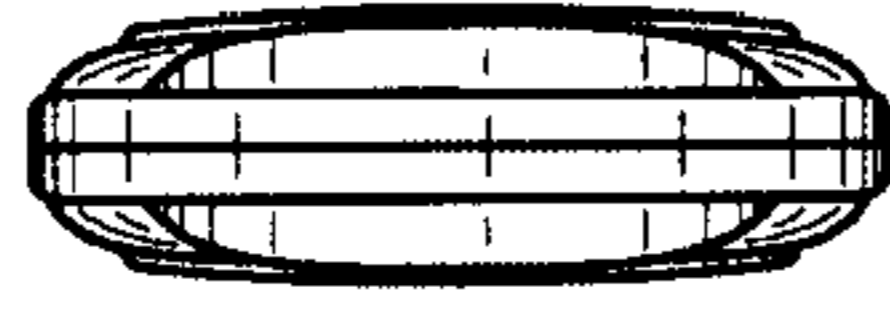


FIG. 3

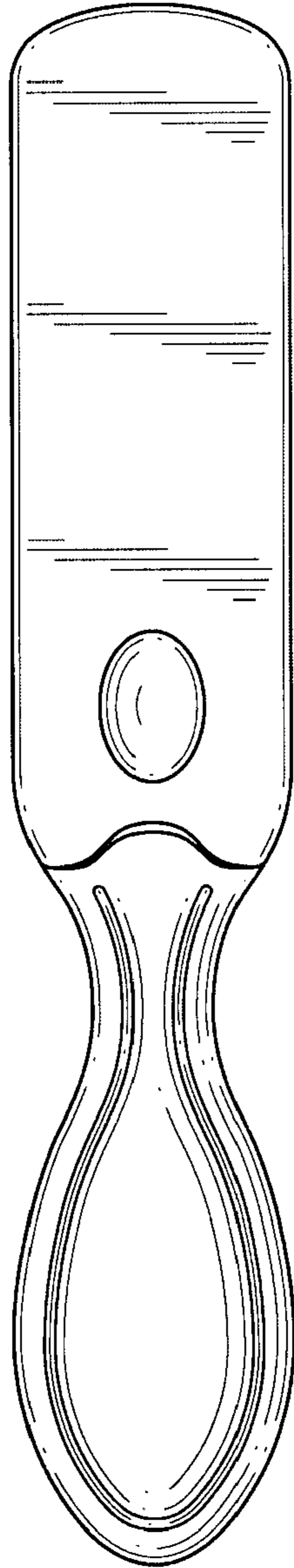


FIG. 5

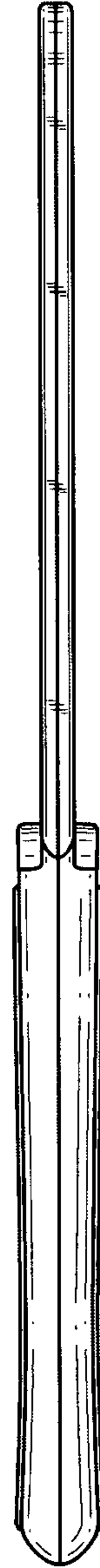


FIG. 4

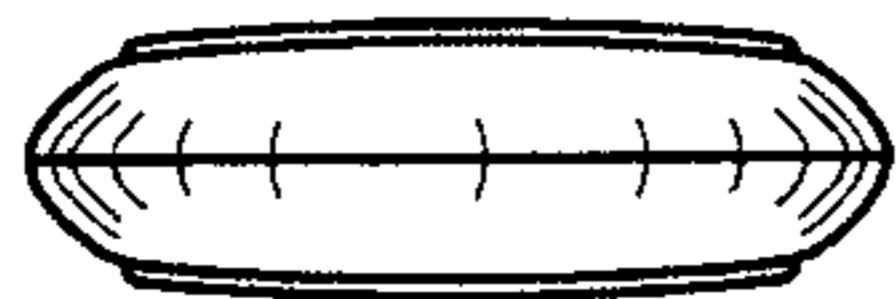


FIG. 6

