

US00D507061S

(12) **United States Design Patent**
Hudnall

(10) **Patent No.: US D507,061 S**

(45) **Date of Patent: ** Jul. 5, 2005**

(54) **CANDLE CONTAINER**

(76) **Inventor: Jeff Hudnall**, 13101 County Rd. 2000,
Lubbock, TX (US) 79423

(**) **Term: 14 Years**

(21) **Appl. No.: 29/200,862**

(22) **Filed: Mar. 5, 2004**

(51) **LOC (8) Cl. 26-01**

(52) **U.S. Cl. D26/9; D9/516; D9/551**

(58) **Field of Search D26/9-12; 431/291-2;
D9/516, 550, 563, 551**

5,201,431 A	4/1993	Berger et al.
D364,093 S	* 11/1995	Weaver, Jr. D9/563
D398,533 S	* 9/1998	Kotyuk et al. D9/539
D410,096 S	* 5/1999	Majerowski D26/9
D445,036 S	* 7/2001	Goettner et al. D9/538
D453,849 S	2/2002	Lopez
2002/0066687 A1	6/2002	Mikus

* cited by examiner

Primary Examiner—Robin V. Taylor

(74) *Attorney, Agent, or Firm*—Storm LLP; Mark D. Perdue

(57) **CLAIM**

The ornamental design for a candle container, as shown.

DESCRIPTION

FIG. 1 is an elevation view of the candle container.

FIG. 2 is a rear view of the candle container.

FIG. 3 is a side view of the candle container; and,

FIG. 4 is a bottom or top view of the candle container.

The broken line showing is for illustrative purposes only and forms no part of the claimed design.

(56) **References Cited**

U.S. PATENT DOCUMENTS

565,778 A	8/1896	Murphy	
626,235 A	6/1899	Hutton	
D35,366 S	* 12/1901	Lorenz D9/550
1,554,191 A	9/1925	Alexander	
1,570,368 A	1/1926	Zeh	
1,653,608 A	12/1927	Allen	
D80,187 S	3/1929	Rithner	
D231,249 S	4/1974	Schwarz	

1 Claim, 1 Drawing Sheet

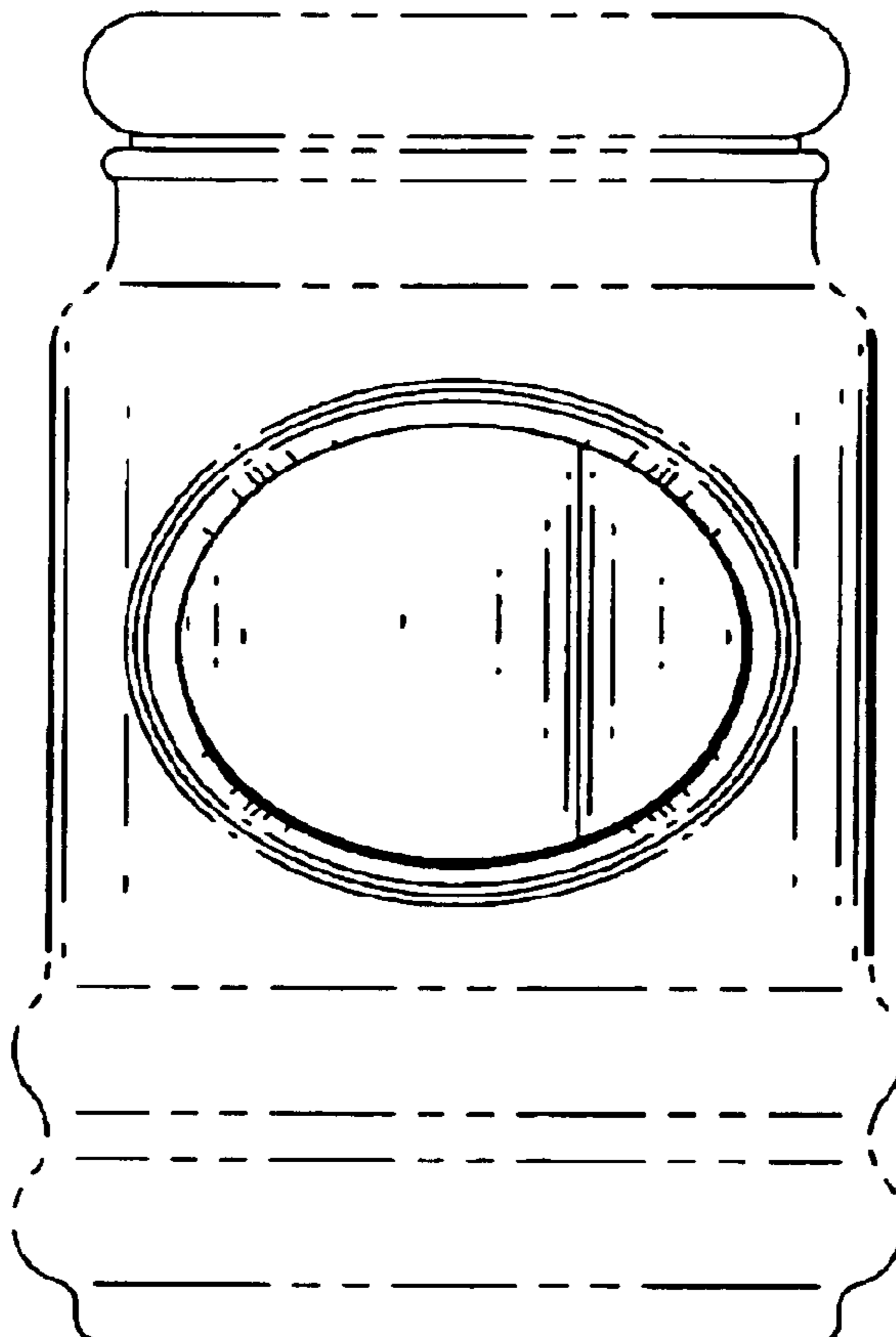


FIG. 1

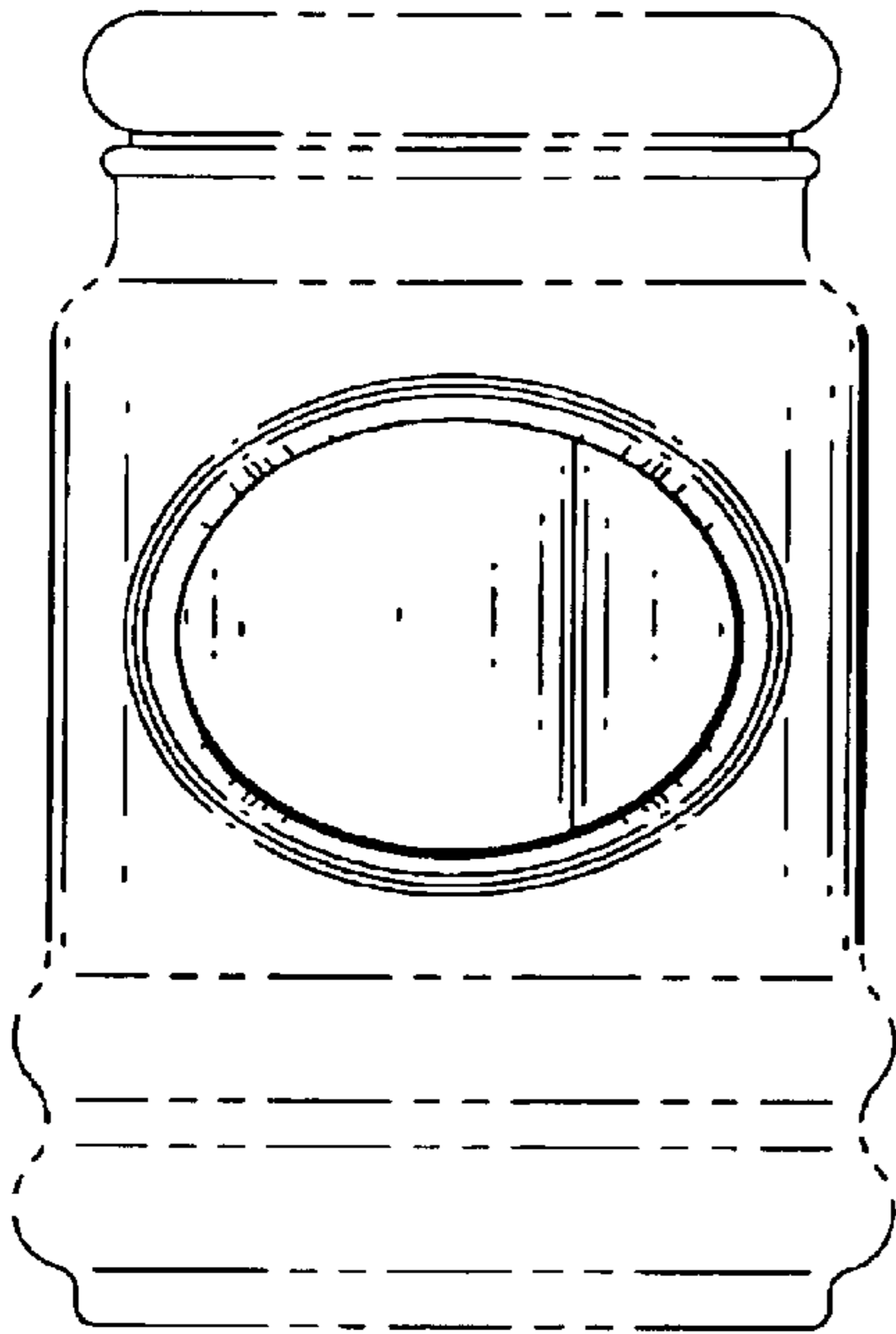


FIG. 2

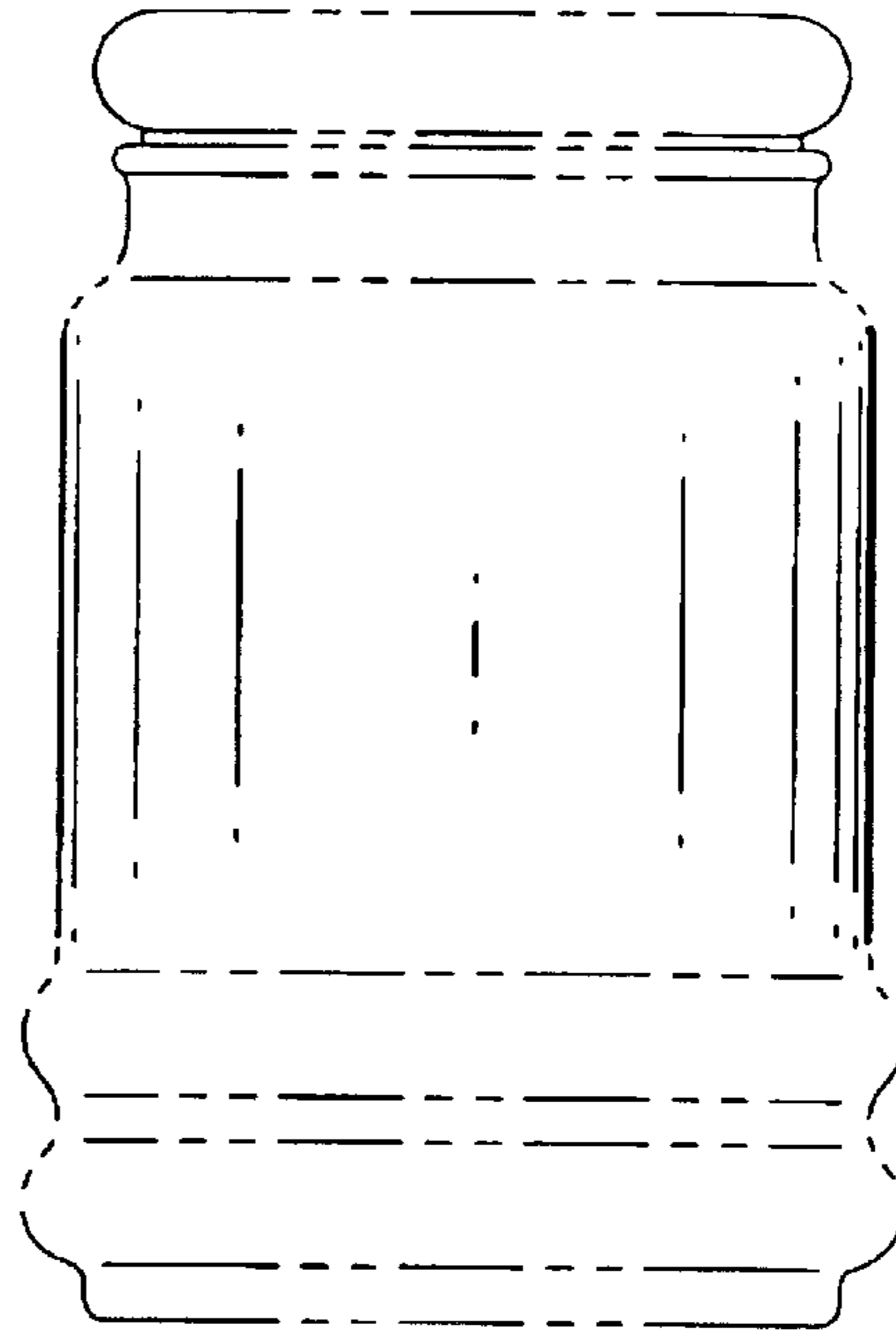


FIG. 3

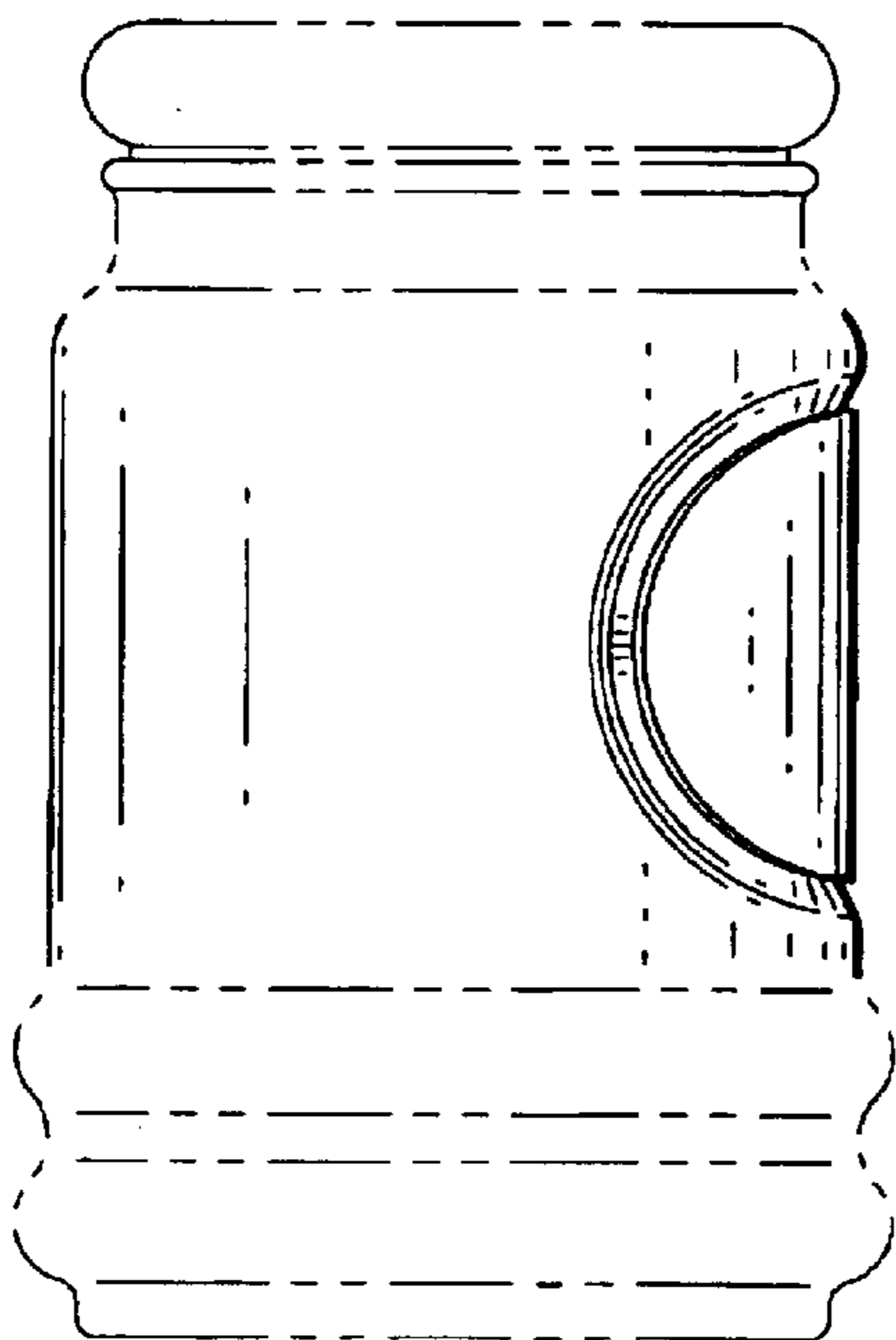


FIG. 4

