

US00D507056S

(12) **United States Design Patent**
Friedland

(10) **Patent No.:** **US D507,056 S**

(45) **Date of Patent:** **** Jul. 5, 2005**

(54) **SHOULDER HEATING PAD**

(76) **Inventor:** **Frank Friedland**, 19090 Two River
La., Boca Raton, FL (US) 33498

(**) **Term:** **14 Years**

(21) **Appl. No.:** **29/199,200**

(22) **Filed:** **Feb. 10, 2004**

(51) **LOC (8) Cl.** **24-04**

(52) **U.S. Cl.** **D24/206; D24/207; D6/601**

(58) **Field of Search** **D24/200, 206,**
D24/207, 183; D6/601; 219/528; 383/901;
601/15-16; 5/630-631, 636, 644; 607/96,
108-111, 114, 152

D453,223 S * 1/2002 Sherman D24/206
6,483,086 B1 * 11/2002 Wolff et al. 219/528
6,532,611 B1 * 3/2003 Day 5/636
D484,985 S * 1/2004 Takizawa et al. D24/206
D486,028 S * 2/2004 Cathey D6/601
6,810,545 B1 * 11/2004 Darling et al. 5/630
2004/0200004 A1 * 10/2004 Brown et al. 5/636

* cited by examiner

Primary Examiner—Cathy Anne MacCormac

Assistant Examiner—Melanie Levy

(74) *Attorney, Agent, or Firm*—Martin Fleit; Paul D.
Bianco; Fleit Kain Gibbons Gutman Bongini & Bianco

(57) **CLAIM**

The ornamental design for a shoulder heating pad, as shown
and described.

(56) **References Cited**

U.S. PATENT DOCUMENTS

3,312,987 A * 4/1967 Emery 5/644
4,858,259 A * 8/1989 Simmons et al. 5/644
5,261,134 A * 11/1993 Matthews D24/183
D348,174 S * 6/1994 Genis D6/601
D396,980 S * 8/1998 Novros D6/601
D406,350 S * 3/1999 Cutler D24/206
D416,745 S * 11/1999 Noyes D6/601
D433,757 S * 11/2000 Jordan D24/206
D436,179 S * 1/2001 Small D24/206
D450,517 S * 11/2001 Darling et al. D6/601

DESCRIPTION

FIG. 1 is a front view of the shoulder heating pad showing
the new design;

FIG. 2 is a rear view thereof;

FIG. 3 is a left side view thereof;

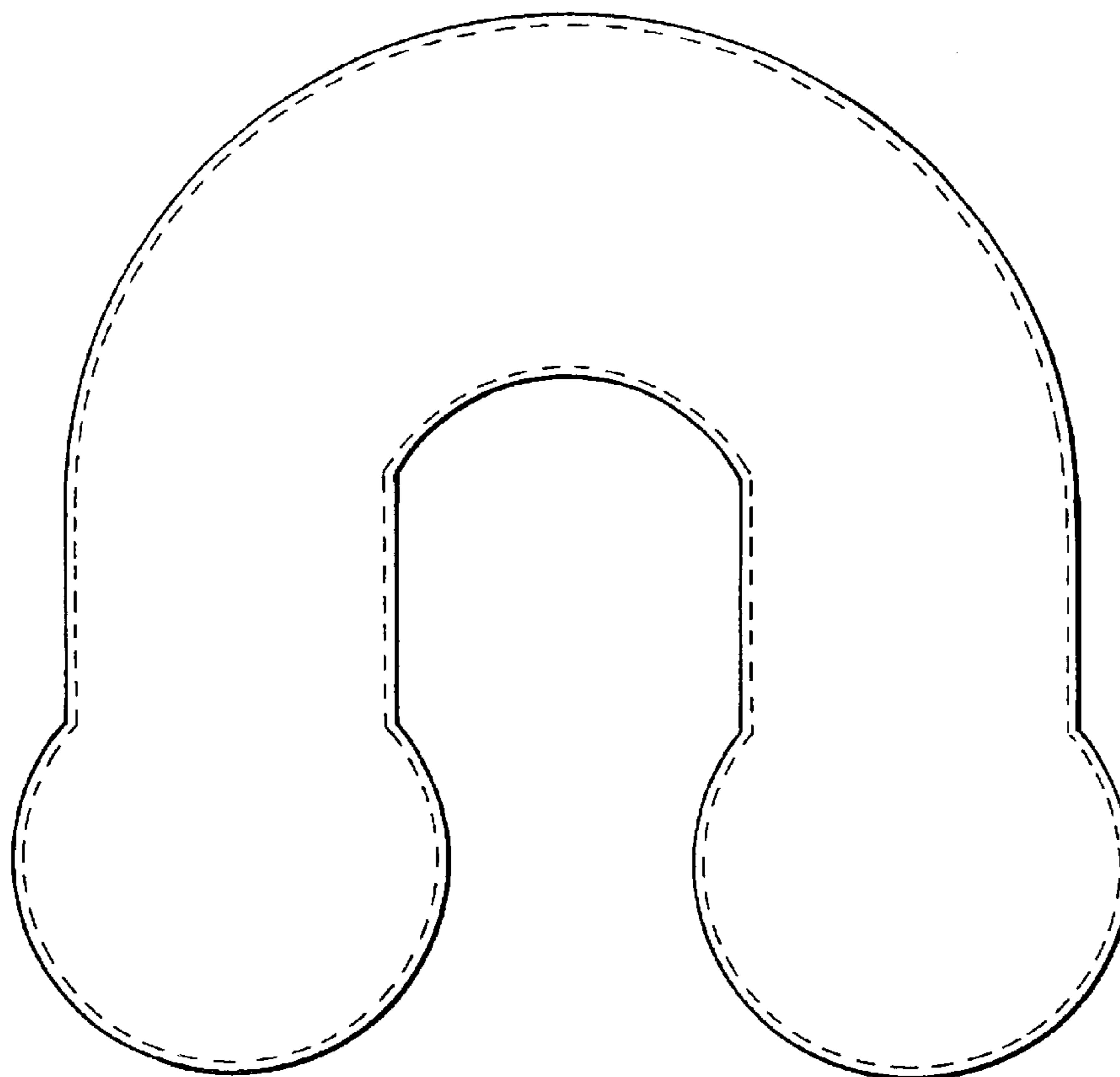
FIG. 4 is a right side view thereof;

FIG. 5 is a top view thereof; and,

FIG. 6 is a bottom view thereof.

The dashed lines shown on the surface of the shoulder
heating pad are understood to represent stitching.

1 Claim, 4 Drawing Sheets



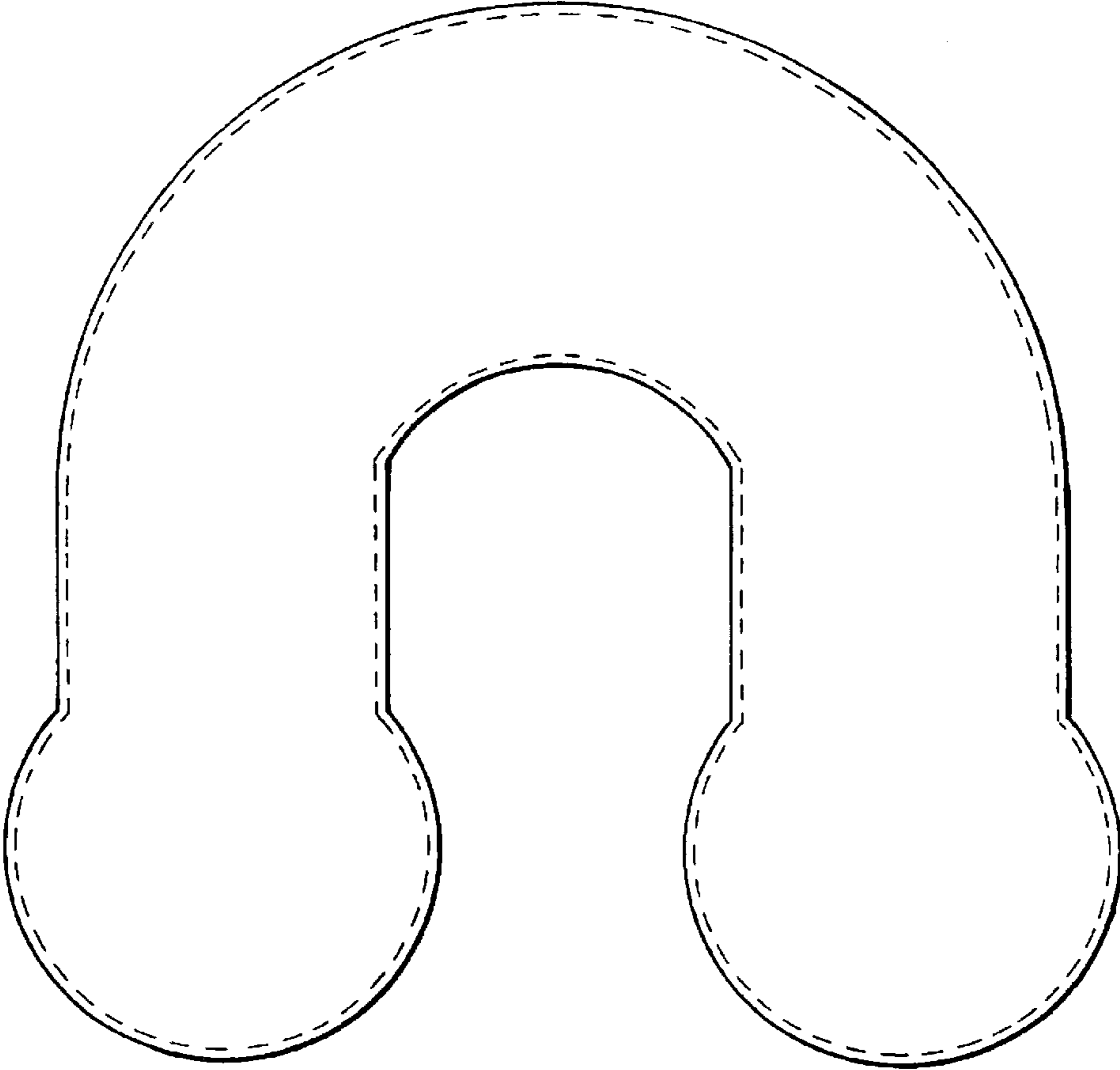


FIG. 1

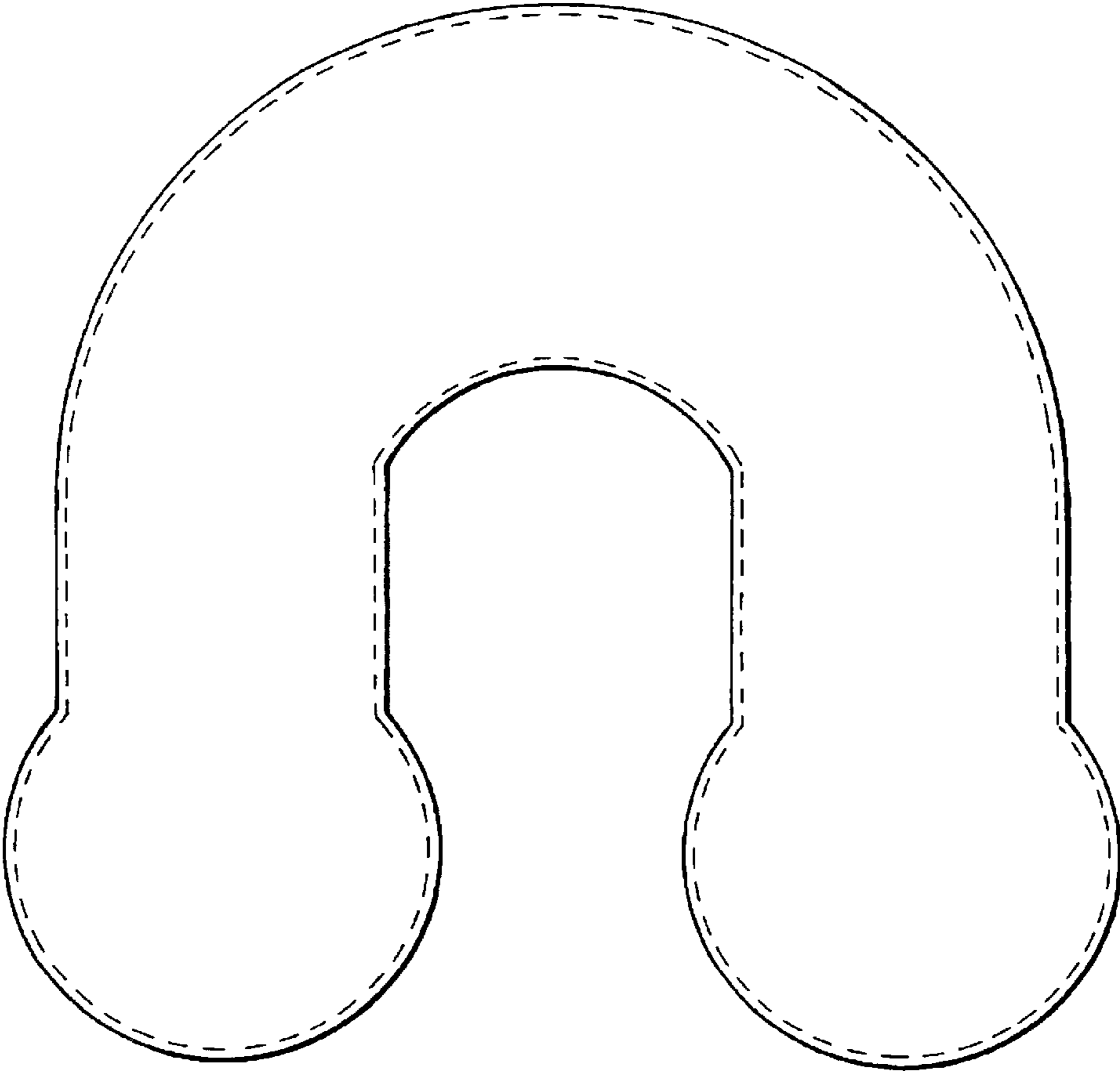


FIG. 2



FIG. 3



FIG. 4




FIG. 5




FIG. 6