

US00D507038S

(12) **United States Design Patent**  
**Spangler**

(10) **Patent No.:** **US D507,038 S**

(45) **Date of Patent:** **\*\* Jul. 5, 2005**

(54) **FAUCET HANDLE**

D480,451 S \* 10/2003 Singtoroj et al. .... D23/252  
D496,436 S \* 9/2004 Ouyoung ..... D23/252

(75) **Inventor:** **Anthony G. Spangler**, Greensburg, IN (US)

\* cited by examiner

(73) **Assignee:** **Brasstech, Inc.**, Santa Ana, CA (US)

*Primary Examiner*—Louis S. Zarfes

*Assistant Examiner*—Gregory Andoll

(\*\*) **Term:** **14 Years**

(74) *Attorney, Agent, or Firm*—Kwadjo Adusei-Poku; Lloyd D. Doigan

(21) **Appl. No.:** **29/205,082**

(57) **CLAIM**

(22) **Filed:** **May 7, 2004**

The ornamental design for a faucet handle, as shown and described.

(51) **LOC (8) Cl.** ..... **23-01**

(52) **U.S. Cl.** ..... **D23/252**

(58) **Field of Search** ..... D23/238–243,  
D23/245, 250–257; D8/300–322, 350–353,  
DIG. 3; 16/110.1; 4/675–678; 137/801

**DESCRIPTION**

FIG. 1 is a front perspective view of a faucet handle showing my design;

FIG. 2 is a rear perspective view thereof;

FIG. 3 is a right side elevational view thereof;

FIG. 4 is a top plan view thereof; and,


FIG. 5 is a left side elevational view thereof.


(56) **References Cited**

**U.S. PATENT DOCUMENTS**

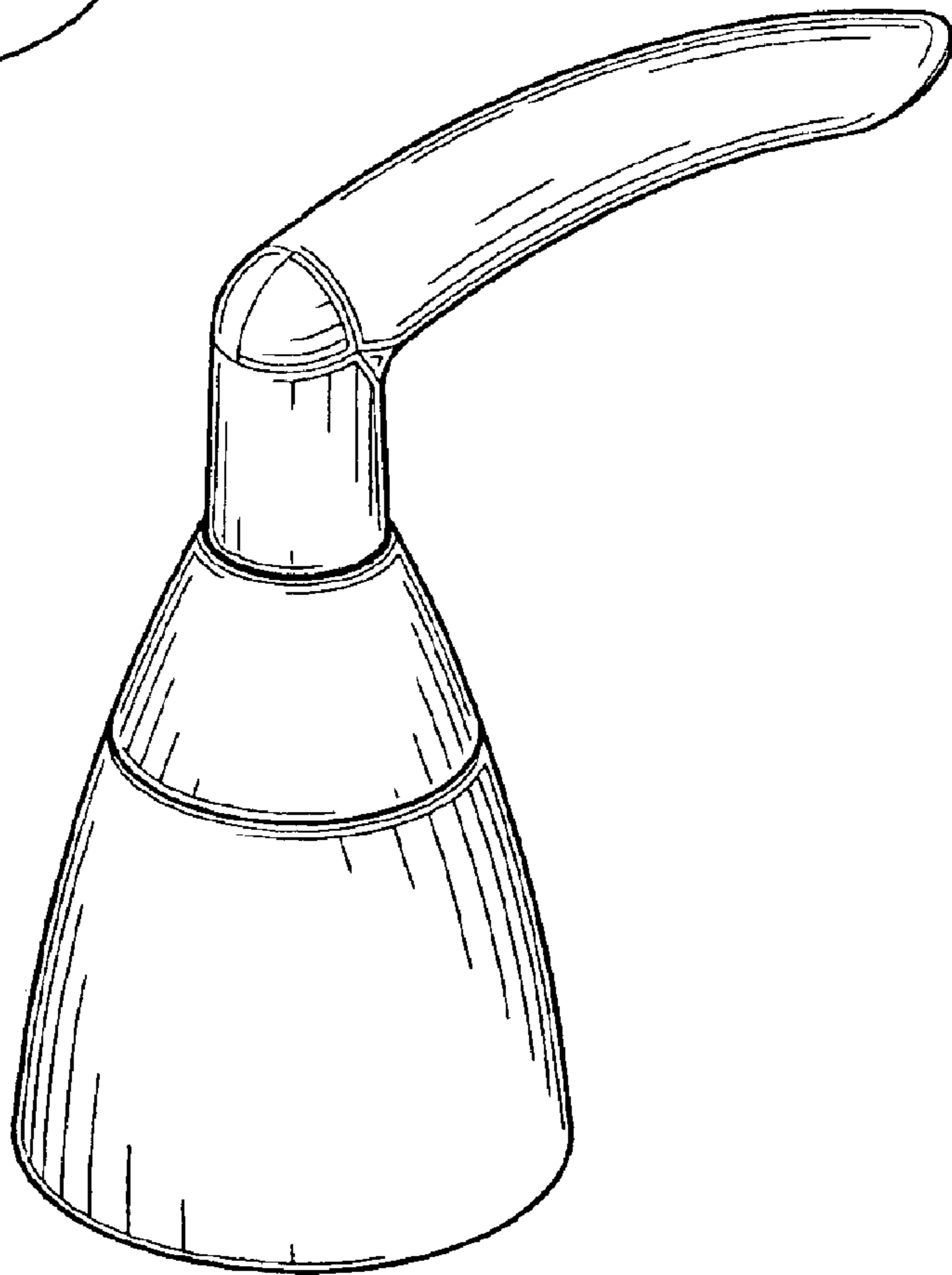
D357,525 S \* 4/1995 Fabian ..... D23/252

**1 Claim, 3 Drawing Sheets**






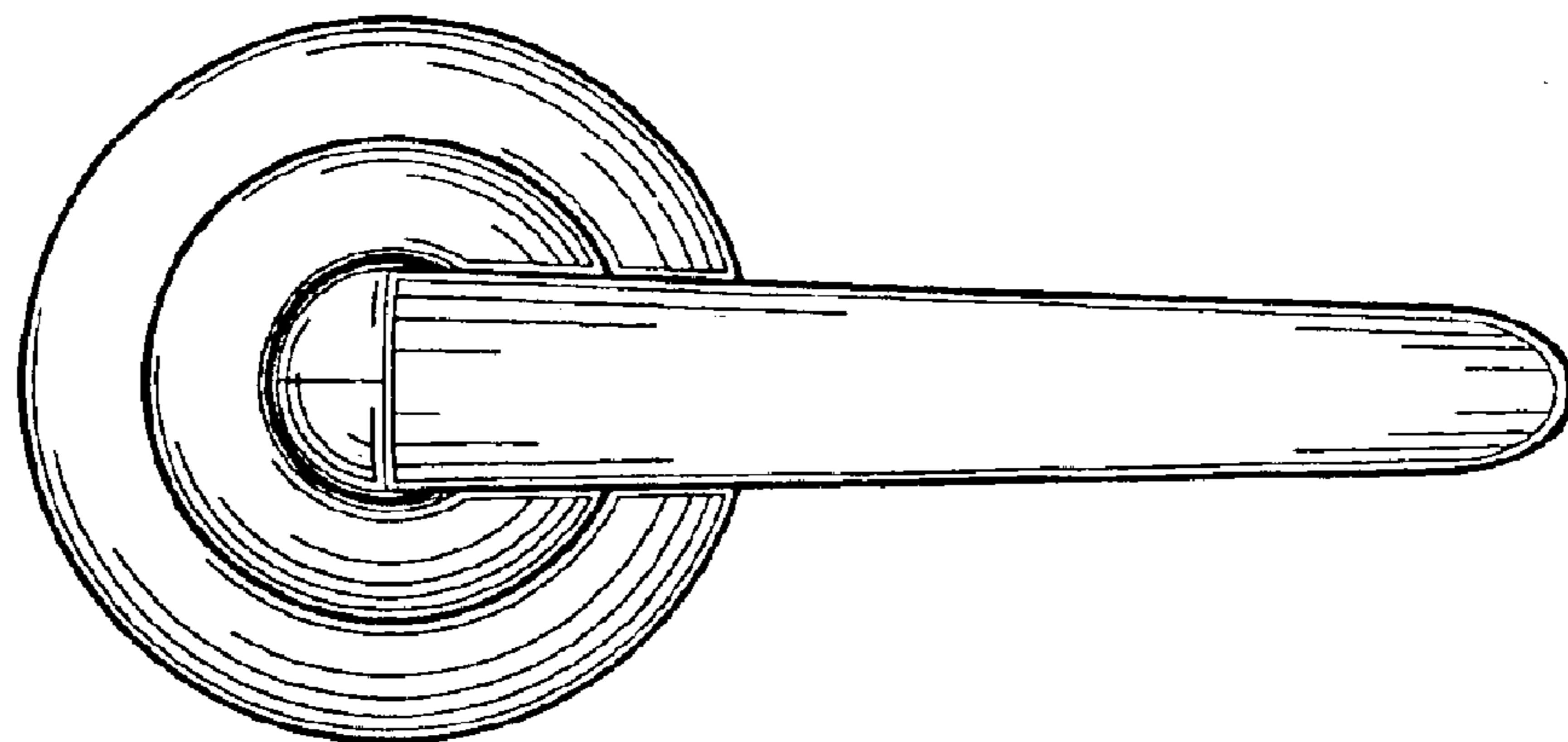
**FIG - 1**



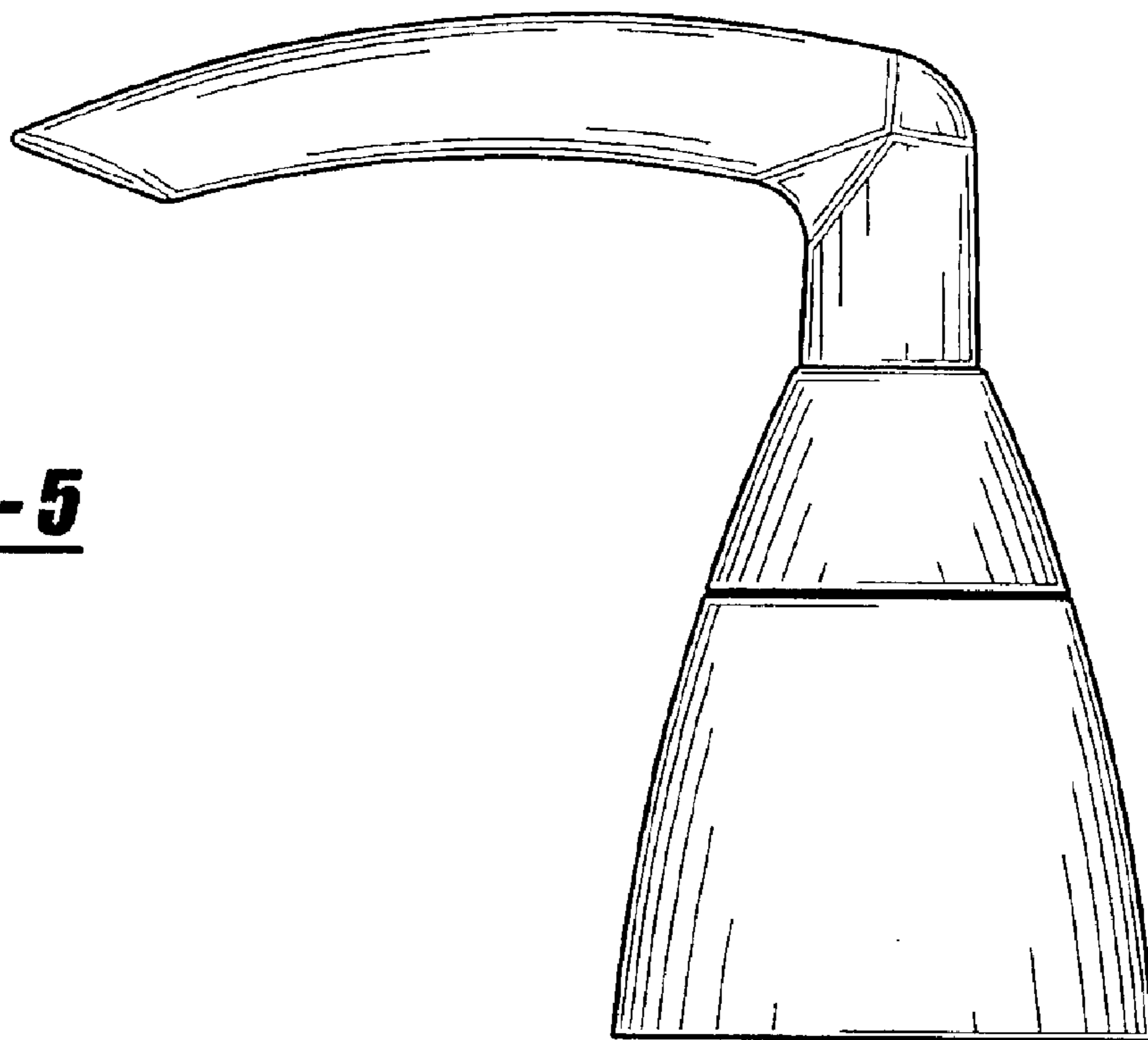
**FIG - 2**



**FIG - 3**



**FIG - 4**



**FIG - 5**