

US00D507034S

(12) **United States Design Patent** (10) **Patent No.:** **US D507,034 S**  
**Robertson** (45) **Date of Patent:** **\*\* Jul. 5, 2005**

(54) **FISH HOOK DESIGN**

(76) Inventor: **David L. Robertson**, 152 Meramec  
Oak Ridge, Fenton, MO (US) 63026

(\*\*) Term: **14 Years**

(21) Appl. No.: **29/196,836**

(22) Filed: **Jan. 7, 2004**

(51) **LOC (8) Cl.** ..... **22-05**

(52) **U.S. Cl.** ..... **D22/144**

(58) **Field of Search** ..... D22/144, 145,  
D22/199; 43/43.16, 44.82, 44.83, 44.2,  
44.8, 45, 42.5, 44.95, 44.85, 37

(56) **References Cited**

**U.S. PATENT DOCUMENTS**

103,645 A	5/1870	Muscroft	24/598.1
2,233,863 A	4/1941	Driscoll	43/43.16
3,013,357 A	* 12/1961	Bujjoni	43/37
3,604,143 A	* 9/1971	Sauers	43/44.83
4,535,562 A	8/1985	Fry	43/44.95
4,905,402 A	3/1990	Clark	43/43.16
4,905,403 A	3/1990	Manno	43/43.16
4,928,423 A	5/1990	Furuta	43/43.16
5,113,616 A	5/1992	McManus	43/44.83
5,237,772 A	8/1993	Gibbs	43/44.8
5,279,067 A	1/1994	Tollison	43/44.83
D370,520 S	6/1996	Kahng	D22/144
5,884,428 A	* 3/1999	Shelton	43/4.5

5,970,650 A	10/1999	Mammel	43/44.83
6,085,457 A	7/2000	Kishida	43/43.16
6,282,831 B1	9/2001	Huginin et al.	43/45
6,334,273 B2	1/2002	Turner et al.	43/44.83
D469,502 S	* 1/2003	Shelton	D22/144
D487,913 S	* 3/2004	Asada	D22/144
2002/0050093 A1	* 5/2002	Bahery	43/43.16

\* cited by examiner

*Primary Examiner*—Catherine R. Oliver  
(74) *Attorney, Agent, or Firm*—Paul M. Denk


(57) **CLAIM**

The ornamental design for the fish hook design, as shown and described.

**DESCRIPTION**

FIG. 1 is a front view of the fish hook design of this invention;  
 FIG. 2 is a right side view;  
 FIG. 3 is a left side view;  
 FIG. 4 is an oblique view;  
 FIG. 5 is an oblique right side view;  
 FIG. 6 is a top view;  
 FIG. 7 is a bottom view;  
 FIG. 8 is a right side view of a modification to the fish hook design;  
 FIG. 9 is an oblique view thereof; and,  
 FIG. 10 is a top plan view of the invention.

**1 Claim, 2 Drawing Sheets**



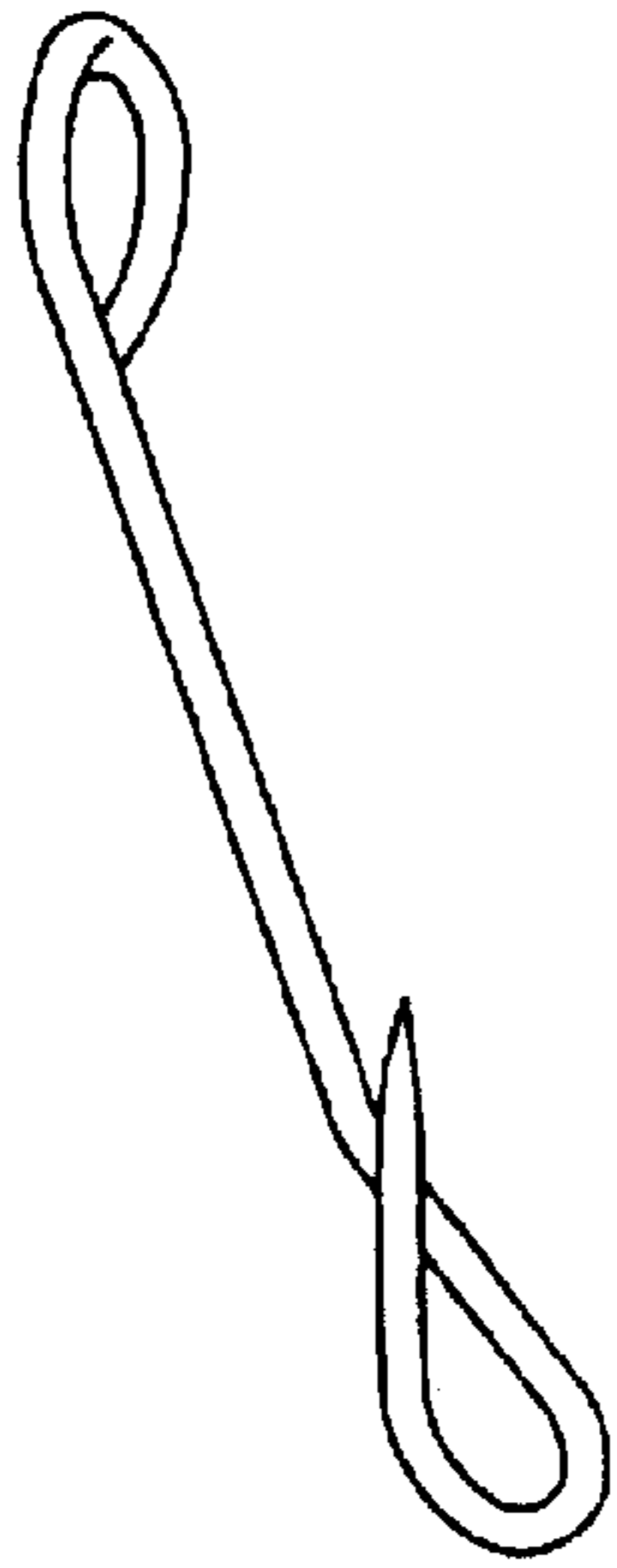


FIG. 1

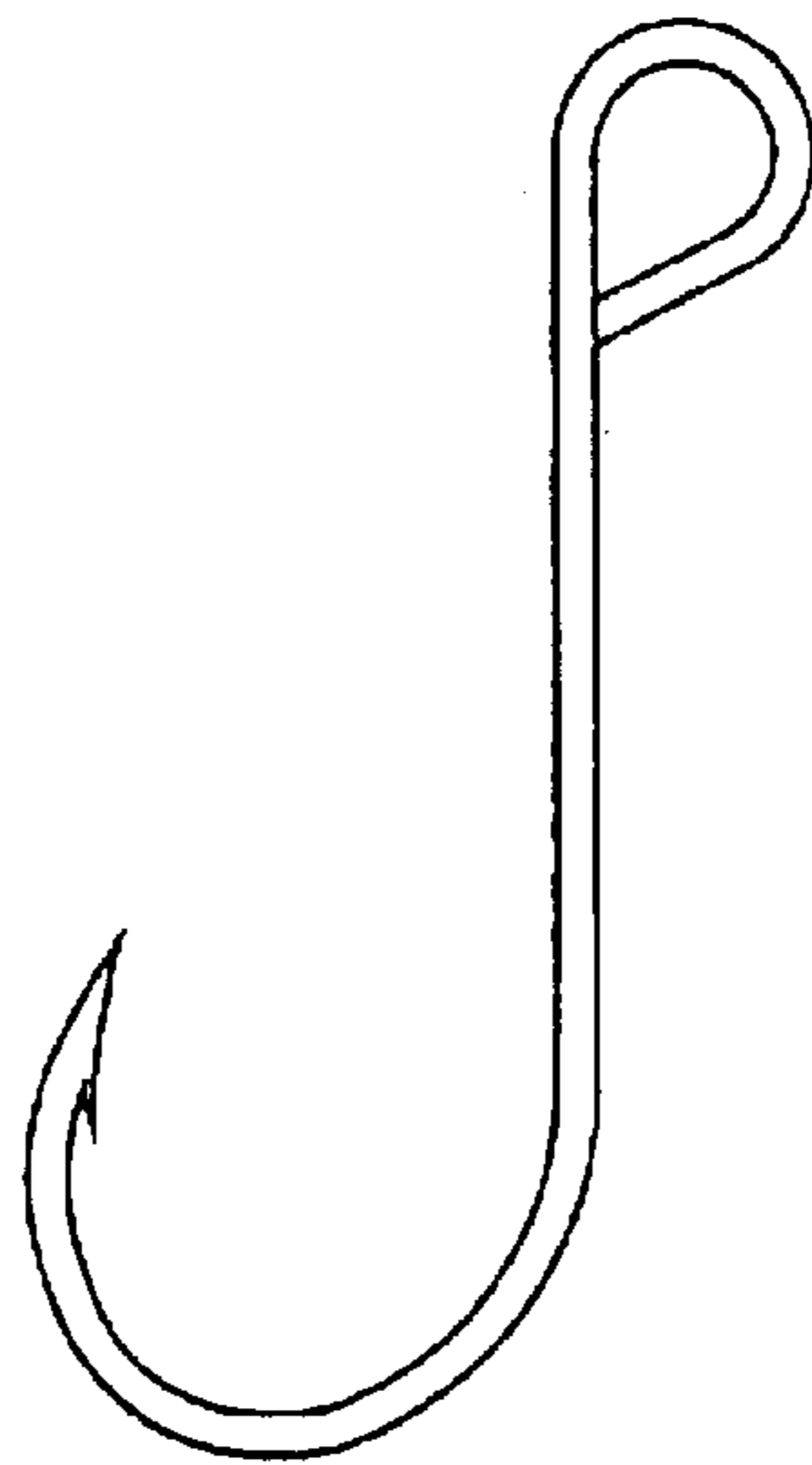


FIG. 2




FIG. 3




FIG. 4




FIG. 5

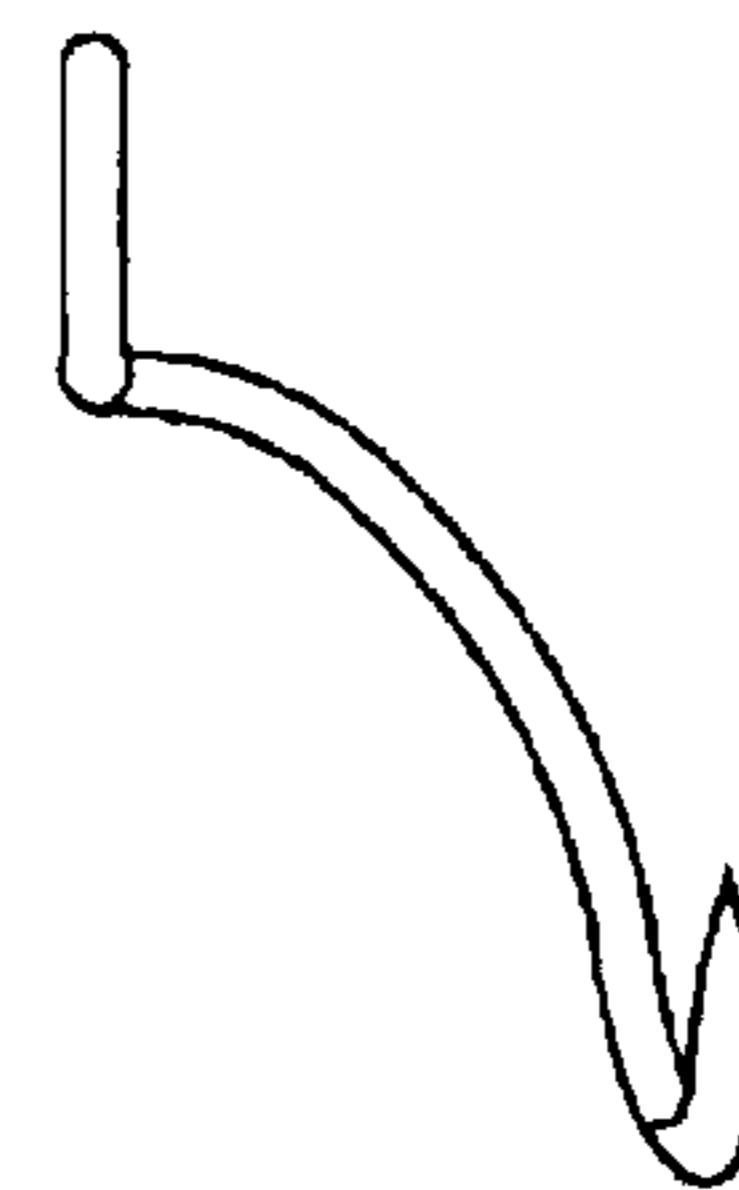


FIG. 6

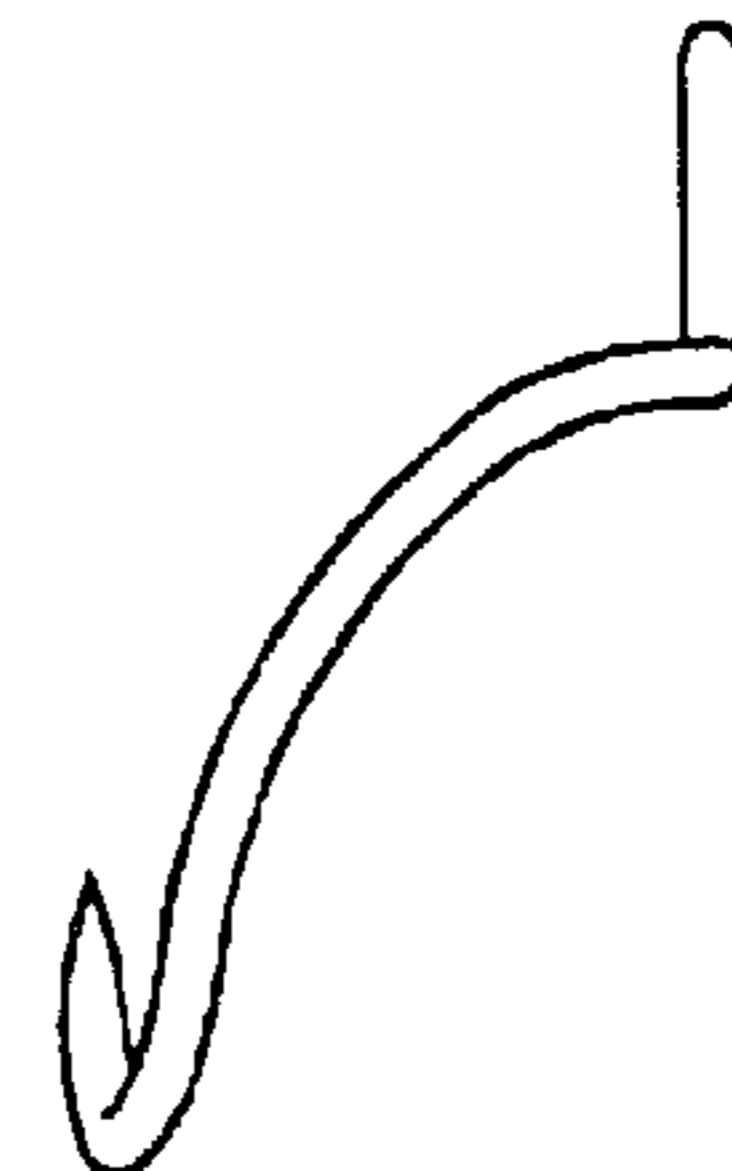


FIG. 7

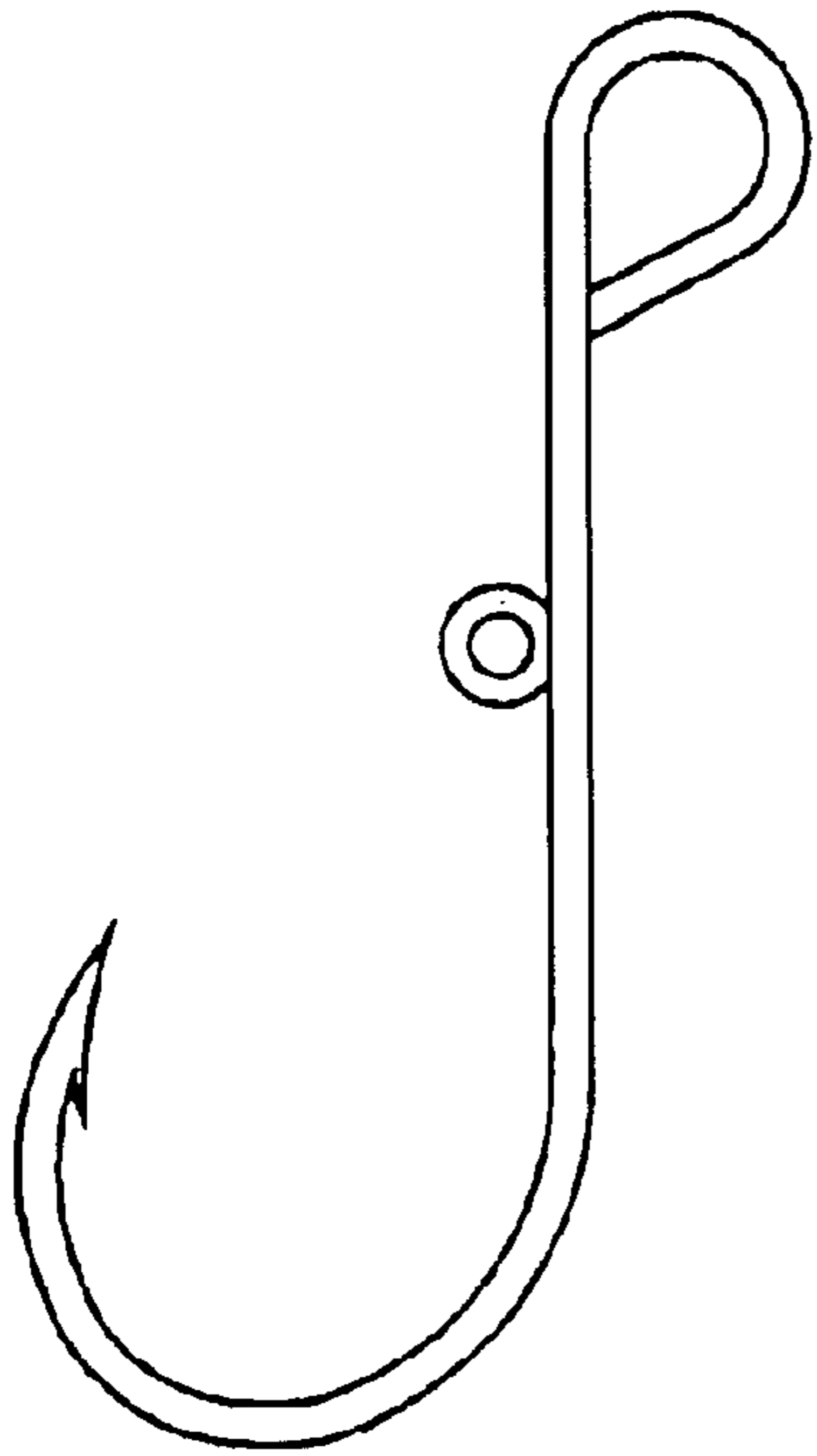


FIG. 8

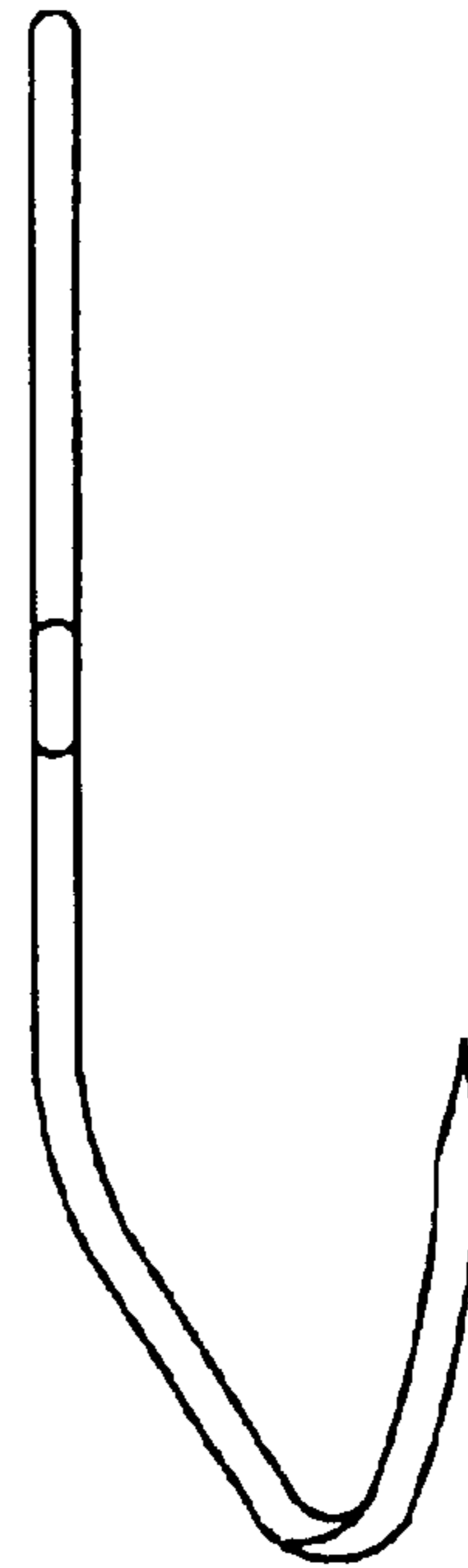


FIG. 9

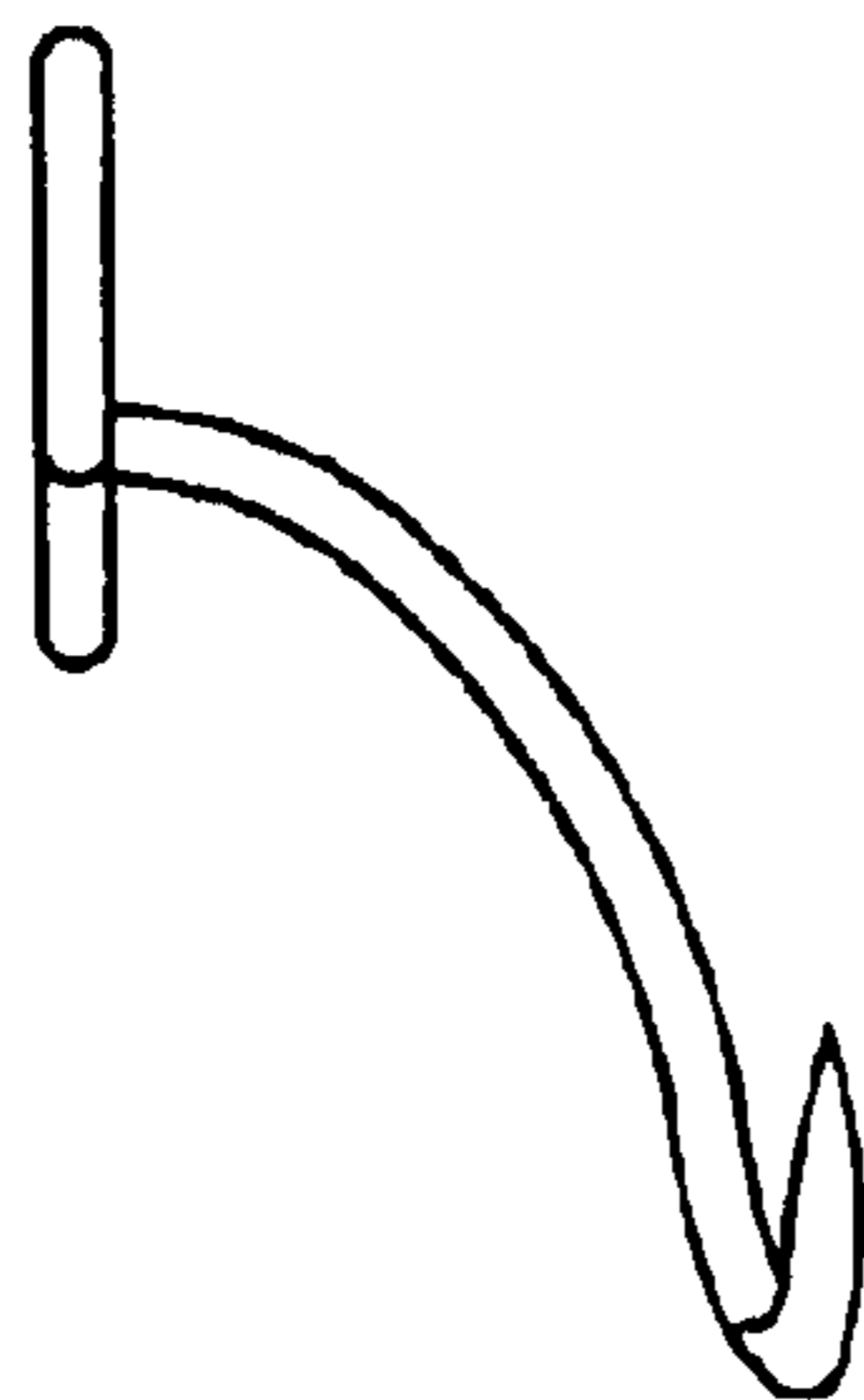


FIG. 10