

US00D507032S

(12) **United States Design Patent** (10) **Patent No.:** **US D507,032 S**
Strauch (45) **Date of Patent:** **** Jul. 5, 2005**

(54) **GOLF CLUB SUPPORT**

(76) Inventor: **H. Carter Strauch**, 1313 Sanderling
Island, Point Richmond, CA (US) 94801

(**) Term: **14 Years**

(21) Appl. No.: **29/201,053**

(22) Filed: **Mar. 9, 2004**

(51) **LOC (8) Cl.** **21-02**

(52) **U.S. Cl.** **D21/793**

(58) **Field of Search** D21/789, 793,
D21/794; 473/285, 408

(56) **References Cited**

U.S. PATENT DOCUMENTS

3,763,515 A * 10/1973 Voss 473/408
5,152,524 A * 10/1992 Brown 473/285
D401,379 S * 11/1998 Goldoftas D21/793
D419,631 S * 1/2000 Fazekas D21/793

OTHER PUBLICATIONS

Photograph of two prior golf ball mark/divot repair tools, no
date supplied.

* cited by examiner

Primary Examiner—Mitchell Siegel

(74) *Attorney, Agent, or Firm*—Van Dyke, Gardner, Linn &
Burkhart, LLP

(57) **CLAIM**

The ornamental design for the golf club support, as shown
and described.

DESCRIPTION

FIG. 1 is a front perspective view of a first embodiment of
the golf club support showing my new design;

FIG. 2 is a front elevation of the golf club support of FIG.
1;

FIG. 3 is a back elevation of FIG. 1;

FIG. 4 is a right side elevation of FIG. 1, the left side
elevation being a mirror image thereof;

FIG. 5 is a top plan view of FIG. 1;

FIG. 6 is a bottom plan view of FIG. 1;

FIG. 7 is a front perspective view of a second embodiment
of the golf club support showing my new design, with a
decorative insert shown in dotted lines not forming a part of
the invention;

FIG. 8 is a front elevation of the golf club support of FIG.
7;

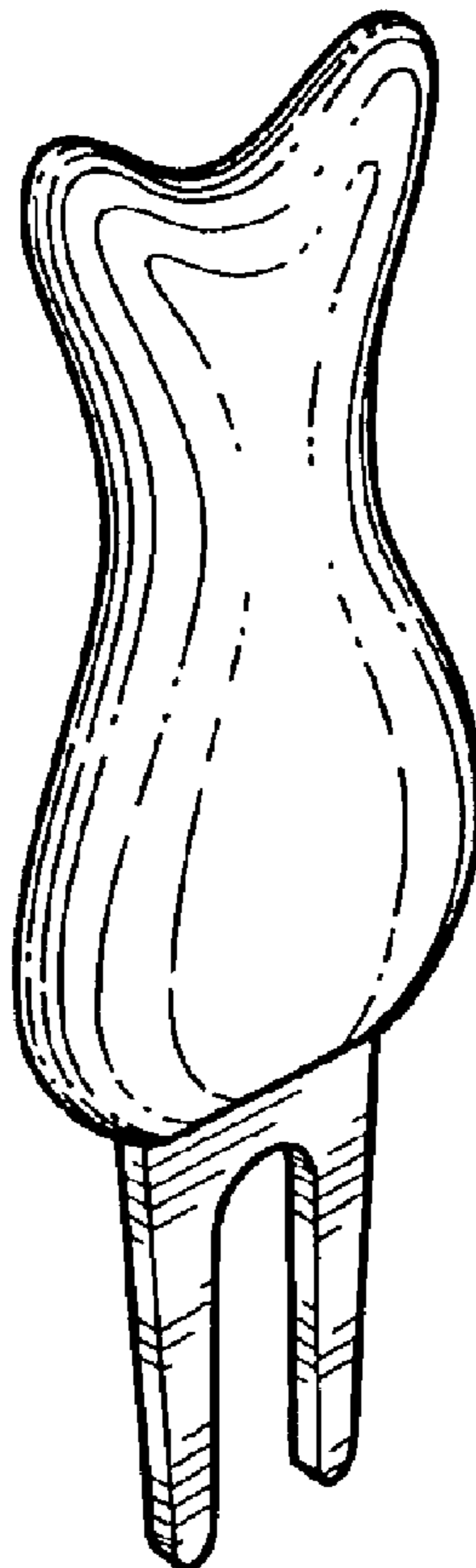
FIG. 9 is a back elevation of FIG. 7;

FIG. 10 is a right side elevation of FIG. 7, the left side
elevation being a mirror image thereof;

FIG. 11 is a top plan view of FIG. 7; and,

FIG. 12 is a bottom plan view of FIG. 7.

1 Claim, 2 Drawing Sheets



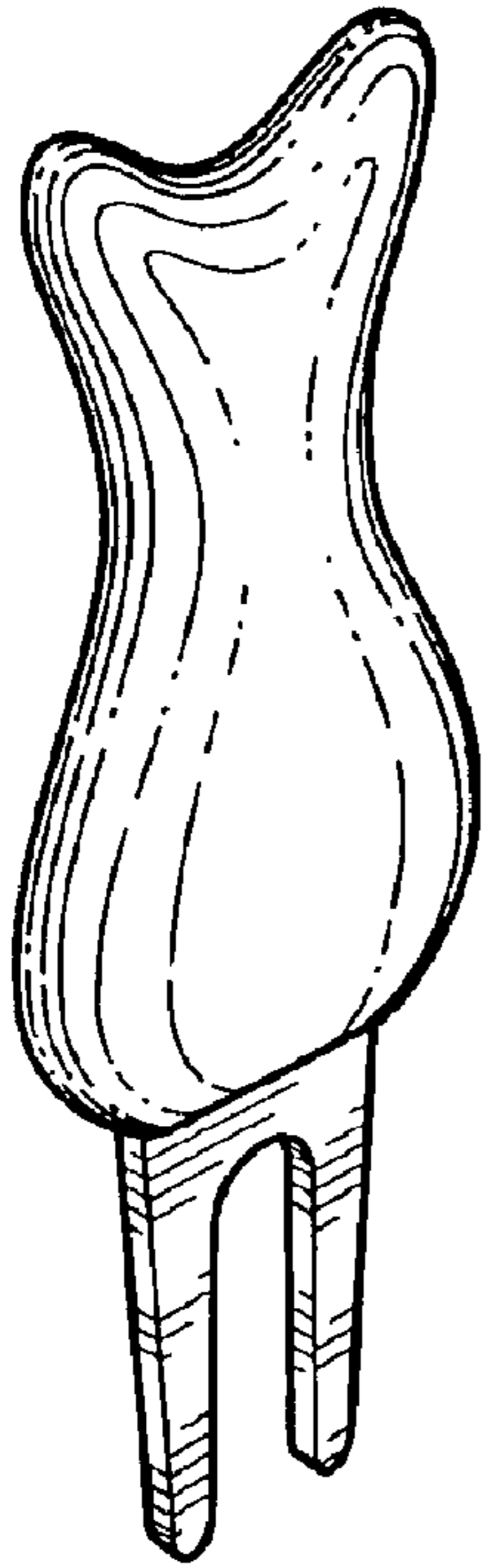


Fig. 1

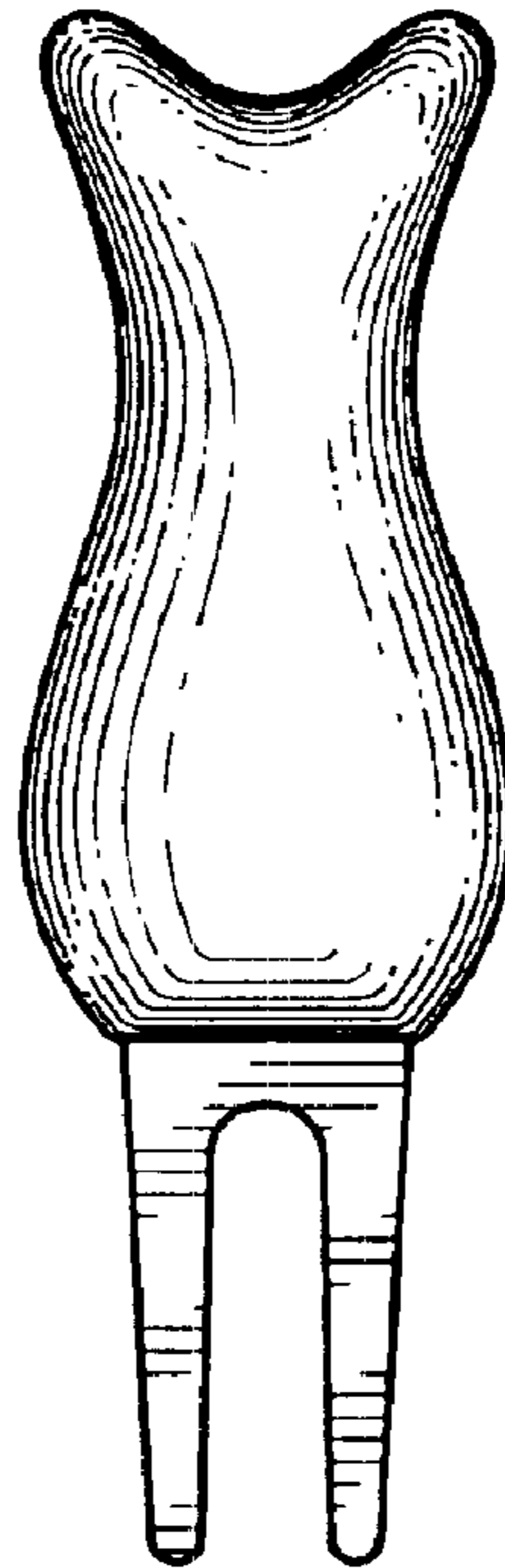


Fig. 2




Fig. 4

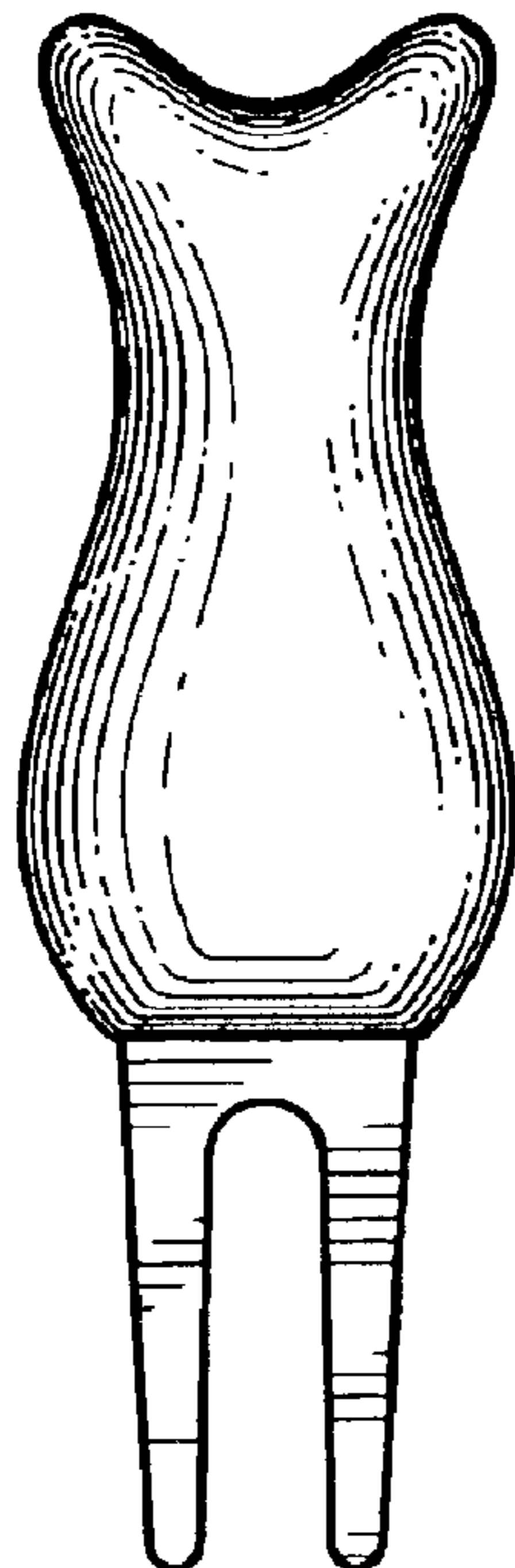


Fig. 3




Fig. 5



Fig. 6

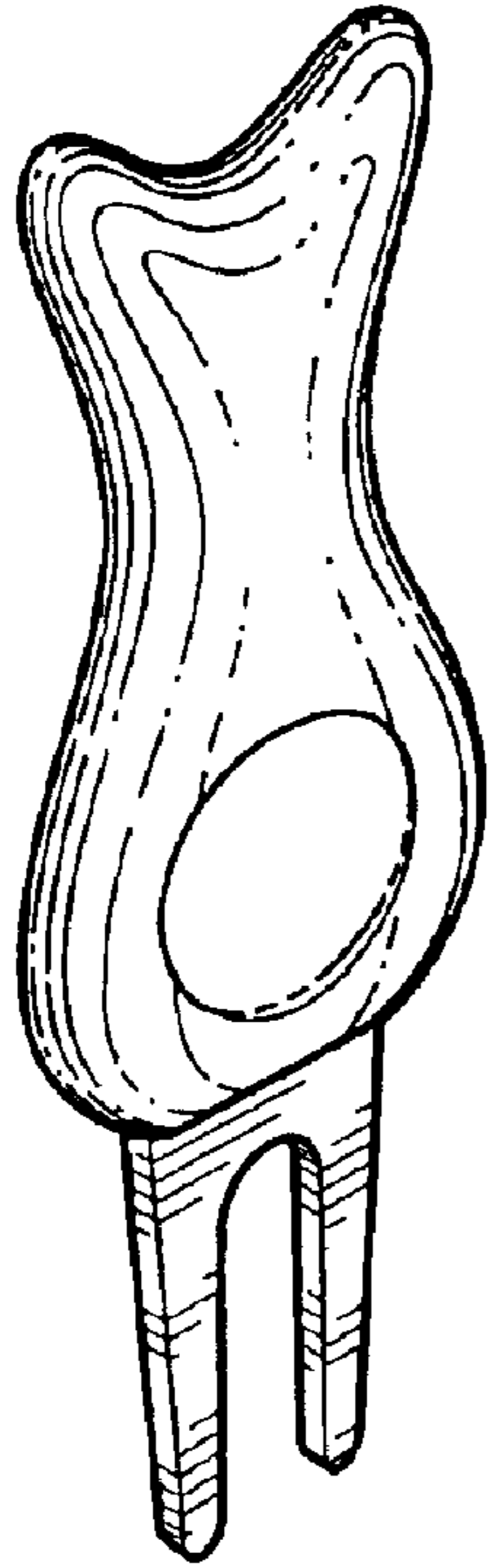


Fig. 7

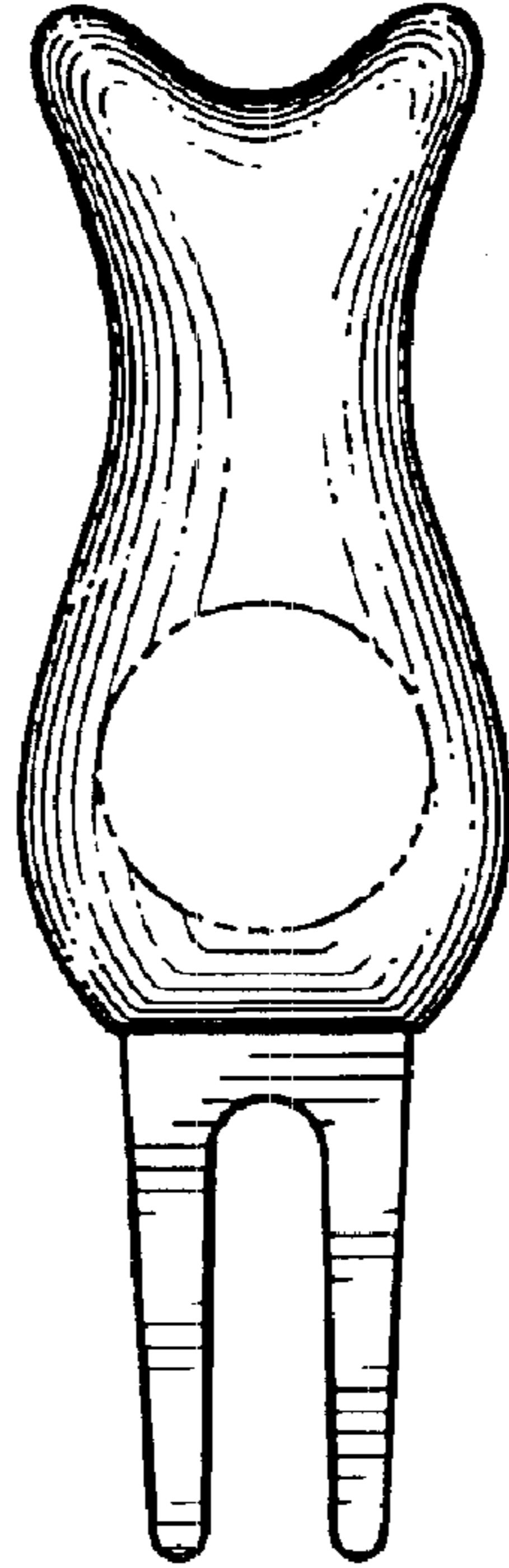


Fig. 8



Fig. 10

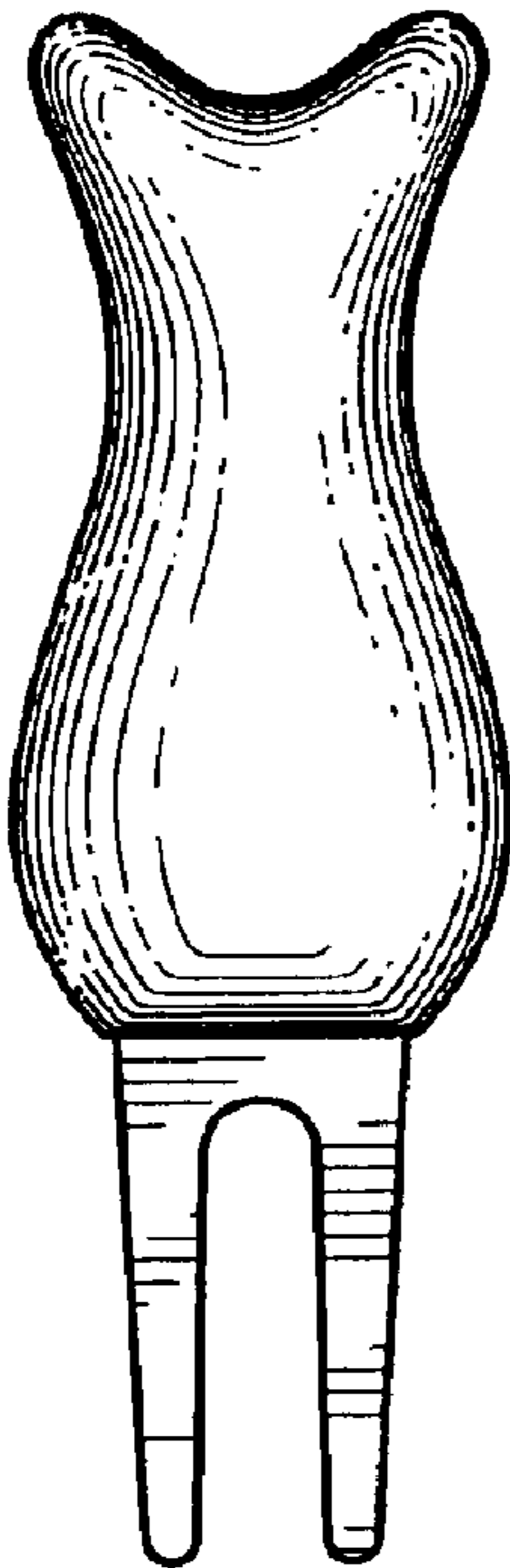


Fig. 9




Fig. 11



Fig. 12