

US00D506988S

(12) **United States Design Patent** (10) **Patent No.:** **US D506,988 S**
Oh (45) **Date of Patent:** **** Jul. 5, 2005**

(54) **MOBILE PHONE**

(75) **Inventor:** **Byung Soo Oh, Seoul (KR)**

(73) **Assignee:** **LG Electronics Inc., Seoul (KR)**

(**) **Term:** **14 Years**

(21) **Appl. No.:** **29/210,215**

(22) **Filed:** **Jul. 29, 2004**

(30) **Foreign Application Priority Data**

Jan. 30, 2004 (KR) 30-2004-0002331

(51) **LOC (8) Cl. 14-03**

(52) **U.S. Cl. D14/138**

(58) **Field of Search** D14/137, 138,
D14/147-148, 247-248, 144, 341-347;
379/433.01-433.13, 434; 455/550.1-90.3,
575.3, 566, 575.1; D21/517

(56) **References Cited**

U.S. PATENT DOCUMENTS

D422,595 S	*	4/2000	Taylor et al.	D14/240
D425,887 S	*	5/2000	Edwards et al.	D14/138
D432,511 S	*	10/2000	Eckholm	D14/138
D438,184 S	*	2/2001	Suzuki et al.	D14/138
D451,079 S	*	11/2001	Ali	D14/138
D466,096 S	*	11/2002	Takada	D14/138
D467,235 S	*	12/2002	Hawkins et al.	D14/138
D469,367 S	*	1/2003	Mirabelli et al.	D10/65
D475,047 S	*	5/2003	Choi et al.	D14/346
D476,328 S	*	6/2003	Miao et al.	D14/346
D479,215 S	*	9/2003	Yokoyama	D14/138
D479,527 S	*	9/2003	Eigenstetter et al.	D14/346
D483,359 S	*	12/2003	Lin et al.	D14/343
D484,862 S	*	1/2004	Yang	D14/138
D487,444 S	*	3/2004	Yoon	D14/138

D488,790 S	*	4/2004	Peng et al.	D14/138
D494,561 S	*	8/2004	Kagami et al.	D14/138
D494,950 S	*	8/2004	Keunecke	D14/138
D496,644 S	*	9/2004	Yoo et al.	D14/138
D497,160 S	*	10/2004	Nagao et al.	D14/346
D498,736 S	*	11/2004	Lee	D14/138
D498,737 S	*	11/2004	Park et al.	D14/138
6,822,871 B2	*	11/2004	Lee et al.	361/727
D501,475 S	*	2/2005	Kim	D14/346
2003/0064688 A1	*	4/2003	Mizuta et al.	455/90
2004/0097258 A1	*	5/2004	Lee et al.	455/550.1
2004/0259592 A1	*	12/2004	Taneya et al.	455/556.1

FOREIGN PATENT DOCUMENTS

JP	1088577	*	10/2000
JP	1120255	*	9/2001
JP	1124434	*	10/2001
JP	1160810	*	12/2002

* cited by examiner

Primary Examiner—Jeffrey Asch

(74) *Attorney, Agent, or Firm*—Birch, Stewart, Kolasch & Birch, LLP

(57) **CLAIM**

I claim the ornamental design for mobile phone, as shown and described.

DESCRIPTION

FIG. 1 is a Perspective view of mobile phone showing the new design;
FIG. 2 is a Front Elevation View thereof;
FIG. 3 is a Rear Elevation View thereof;
FIG. 4 is a Left-side Elevation View thereof;
FIG. 5 is a Right-side Elevation View thereof;
FIG. 6 is a Top Plan View thereof; and,
FIG. 7 is a Bottom Plan View thereof.

1 Claim, 4 Drawing Sheets

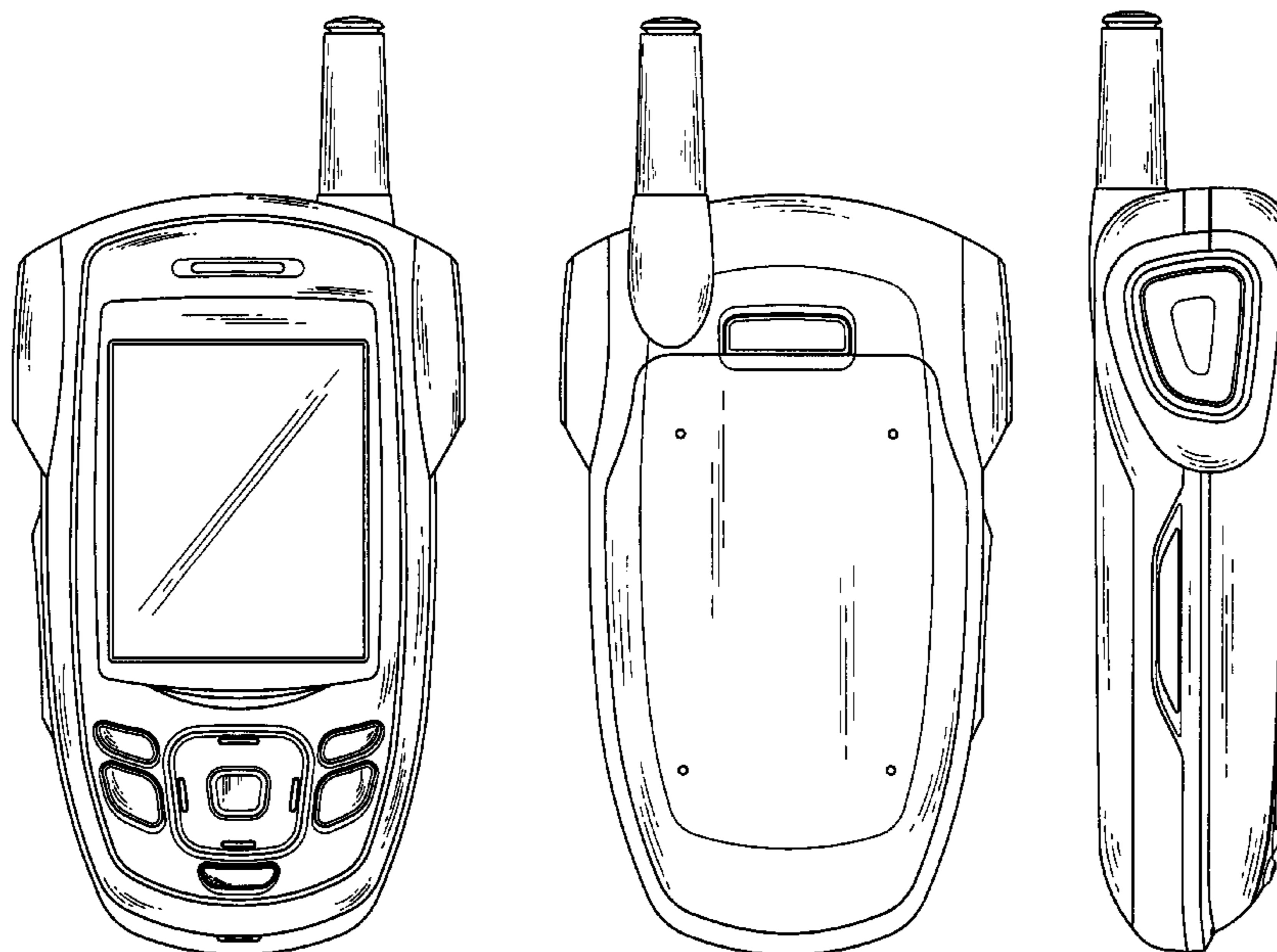


FIG. 1

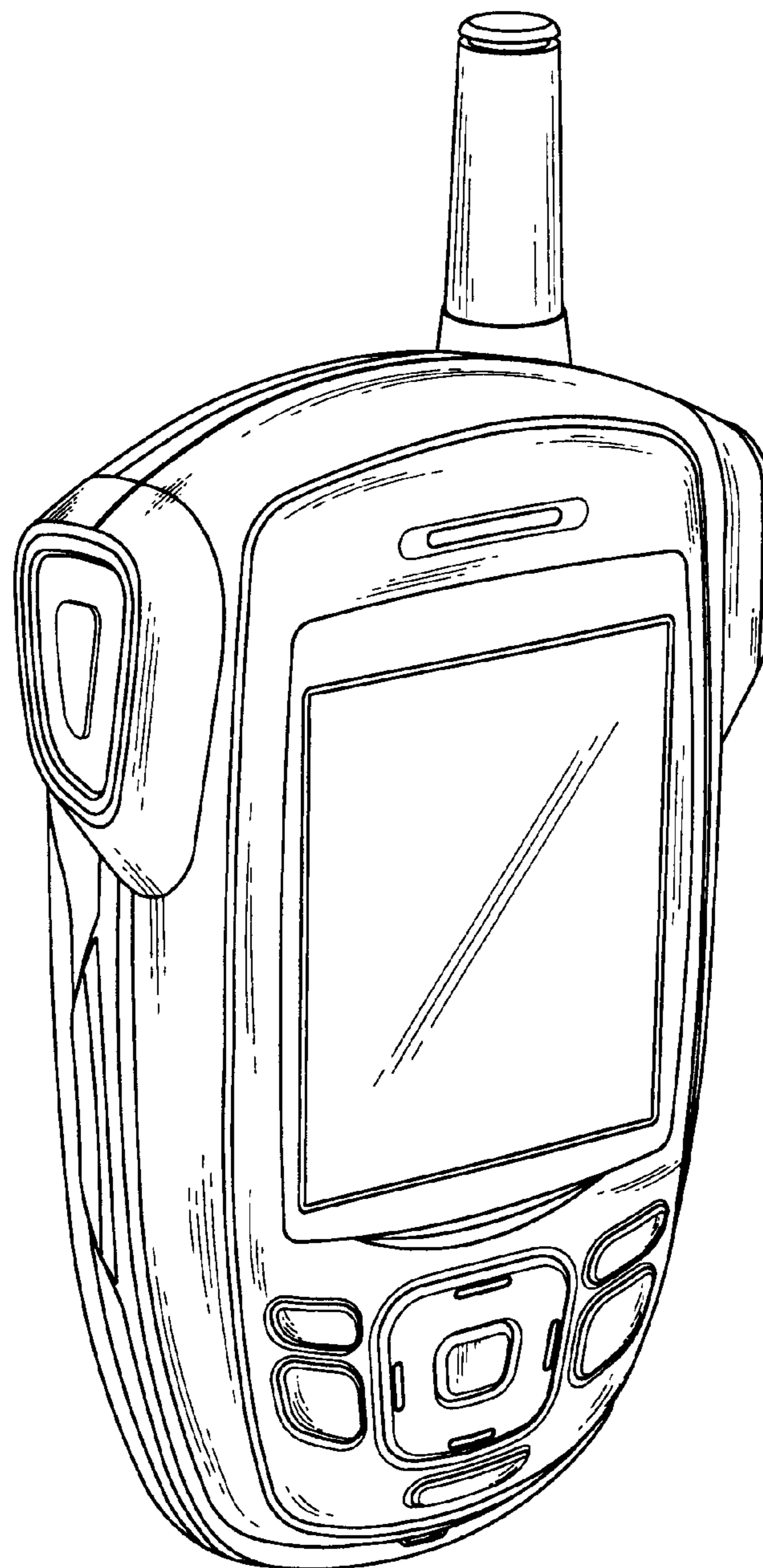


FIG. 2

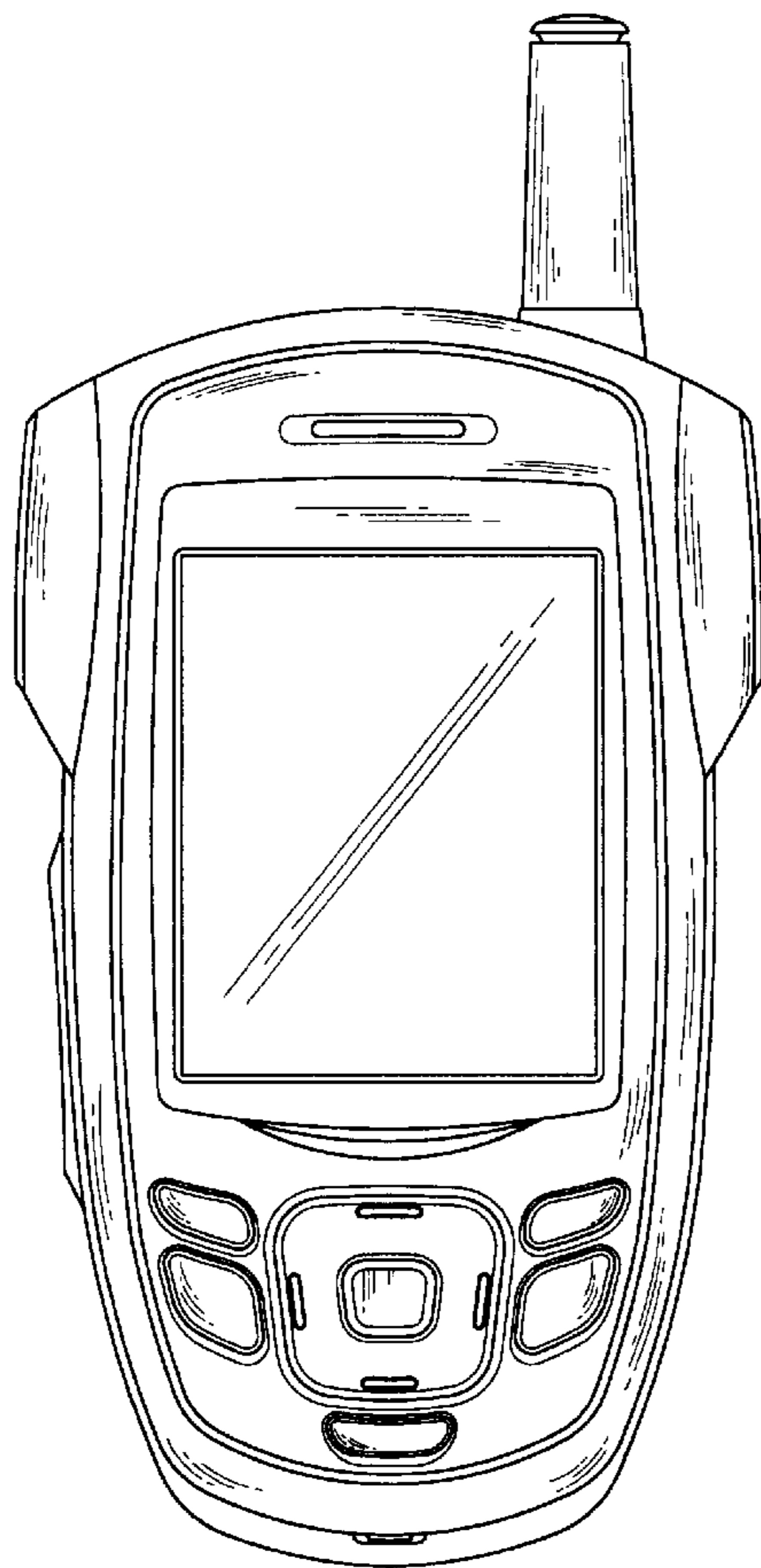


FIG. 3

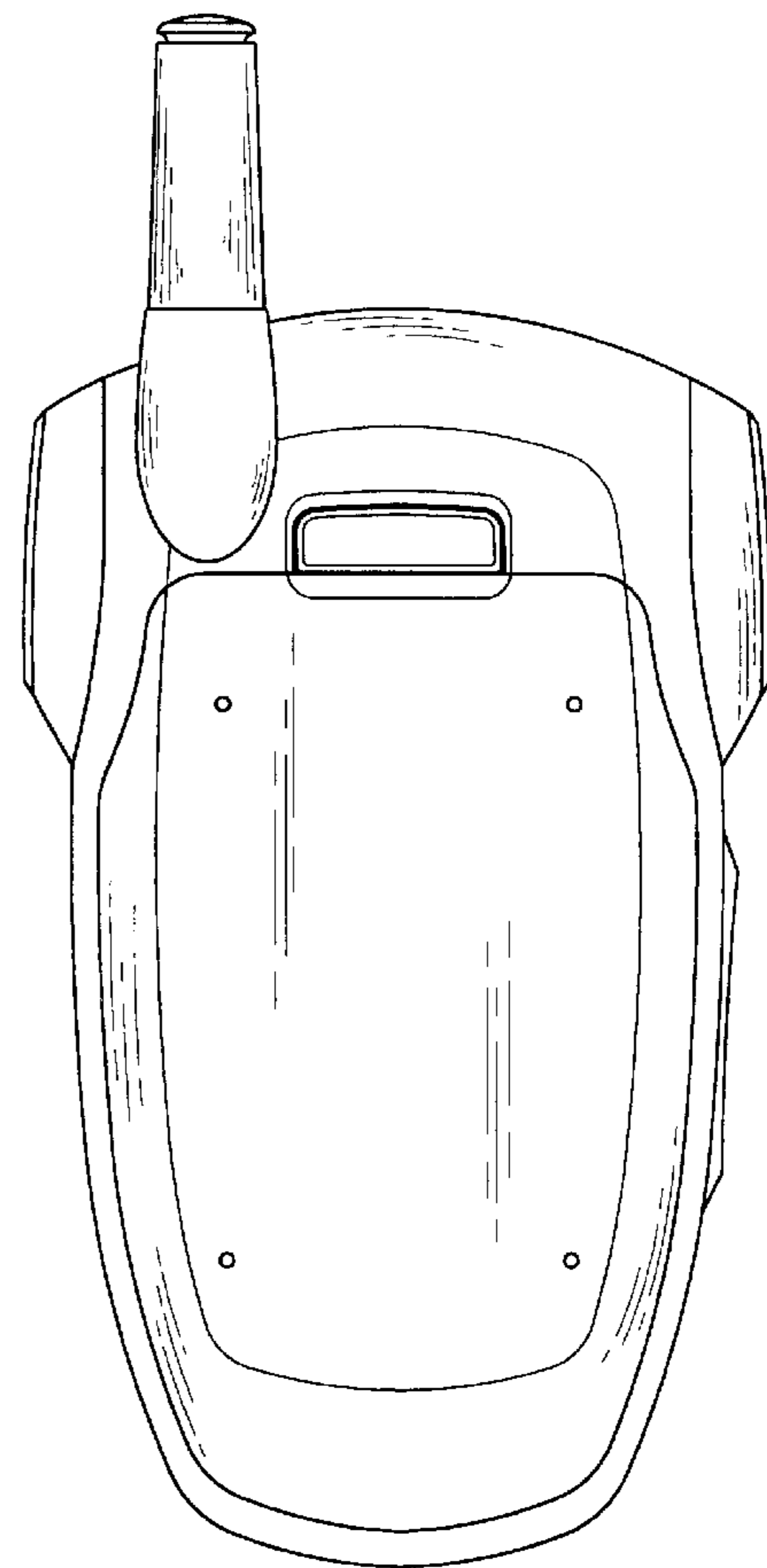


FIG. 4

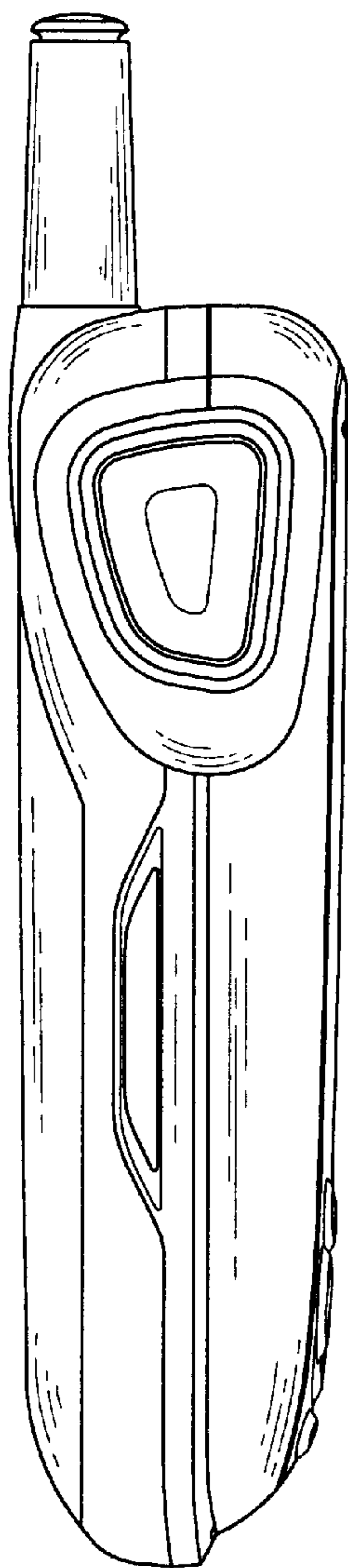


FIG. 5

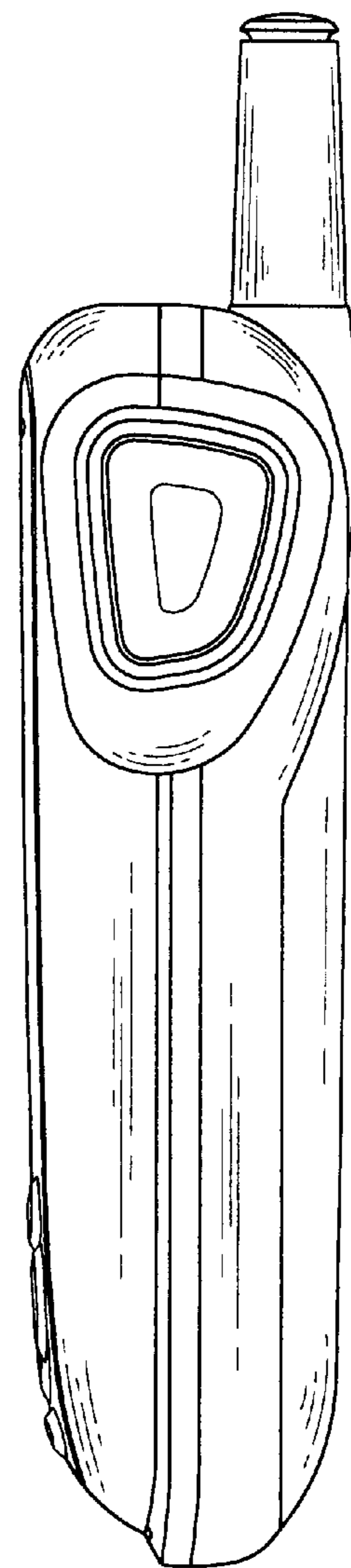


FIG. 6

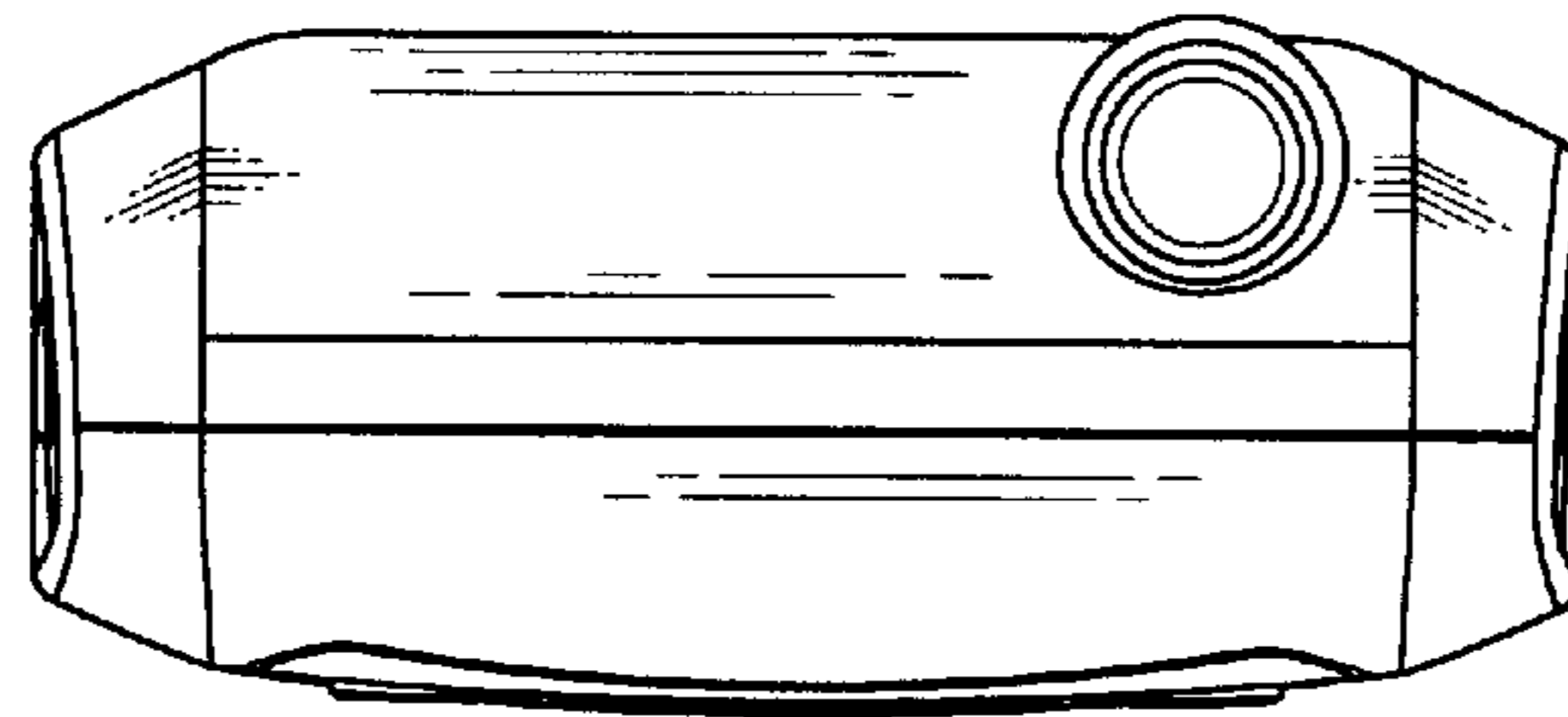


FIG. 7

