



US00D506958S

(12) **United States Design Patent** (10) **Patent No.:** **US D506,958 S**
Blevins-Catalano (45) **Date of Patent:** **** Jul. 5, 2005**

(54) **ROTOR FOR A MOTORCYCLE**

(75) Inventor: **Daniel Blevins-Catalano**, Fresno, CA (US)

(73) Assignee: **Troy A. McKenney**, Fresno, CA (US)

(**) Term: **14 Years**

(21) Appl. No.: **29/190,558**

(22) Filed: **Sep. 22, 2003**

(51) **LOC (8) Cl.** **12-16**

(52) **U.S. Cl.** **D12/180**

(58) **Field of Search** D12/110, 122-124, D12/179, 180; 180/219, 231; 280/261; 188/24.11-24.22, 73.46, 218 XL, 264 AA, 26, 344, 264 A; 192/70.16, 107 R; 74/606 R, 15, 820; 474/116, 148, 150, 152, 47, 95-99, 142, 158, 160, 161, 165-167, 174-176, 188, 189, 202-205; 301/6.5

(56) **References Cited**

U.S. PATENT DOCUMENTS

- 3,187,597 A * 6/1965 Gwinn 474/47
- 5,310,383 A * 5/1994 Lisi 474/95
- 6,283,255 B1 * 9/2001 Gardner et al. 188/218 XL
- 6,446,770 B2 * 9/2002 Qian et al. 188/218 XL

OTHER PUBLICATIONS

J & P Cycles 2001 catalog, Hothead point and derby covers and Chrome Native American derby cover on p. 400, and Chrome Skull derby cover and Gold skull point cover on p. 422.*

J & P Cycles 2001 catalog, Skull Points and Derby Covers by California Concho, Skull Point Covers made by Zambini Brothers, and Skull and Skull Compass Derby Covers made by the Zambini Brothers on p. 425.*
Custom Chrome 2000, Skull Engine, Primary, Point, Derby, and Air Cleaner Covers on p. 2.16, and rotors and pulleys on p. 2.09.*
Drag Specialties 2001 FatBook, Full Floating Rotors on p. 513.*

* cited by examiner

Primary Examiner—Alan P. Douglas

Assistant Examiner—Linda Brooks

(74) *Attorney, Agent, or Firm*—Richard A. Ryan

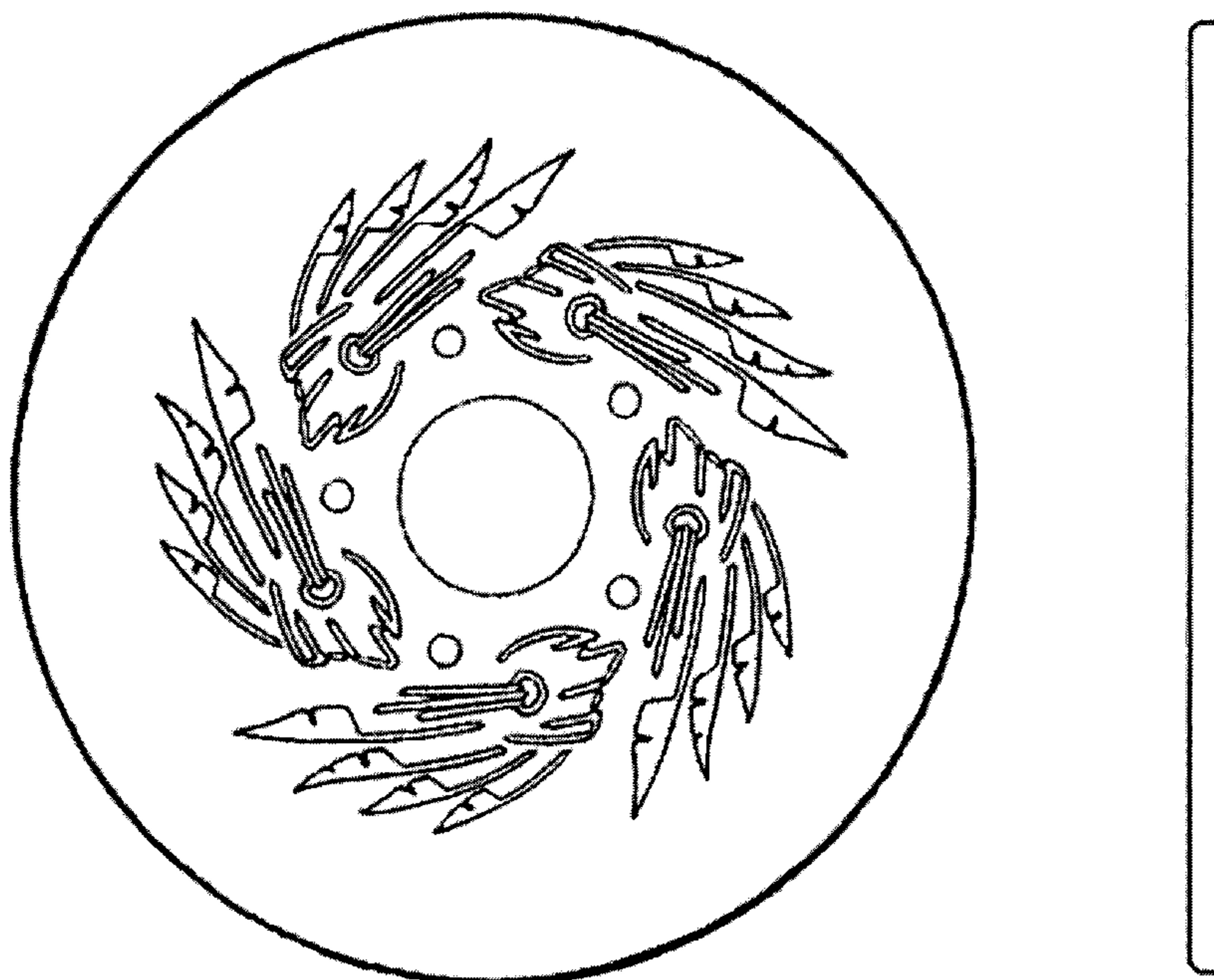
(57) **CLAIM**

The ornamental design for a rotor for a motorcycle, as shown and described.

DESCRIPTION

FIG. 1 is a front view of a rotor for a motorcycle showing one embodiment of the design of the present invention, the back view being the same;
FIG. 2 is a side view of the rotor of FIG. 1, the other side view and the top and bottom views being the same;
FIG. 3 is a front view of a rotor for a motorcycle having a second embodiment of the design of the present invention shown in FIG. 1, the back view being the same, the side, top and bottom views being the same as FIG. 2; and,
FIG. 4 is a front view of a rotor for a motorcycle having a third embodiment of the design of the present invention shown in FIG. 1, the back view being the same, the side, top and bottom views being the same as FIG. 2.

1 Claim, 2 Drawing Sheets



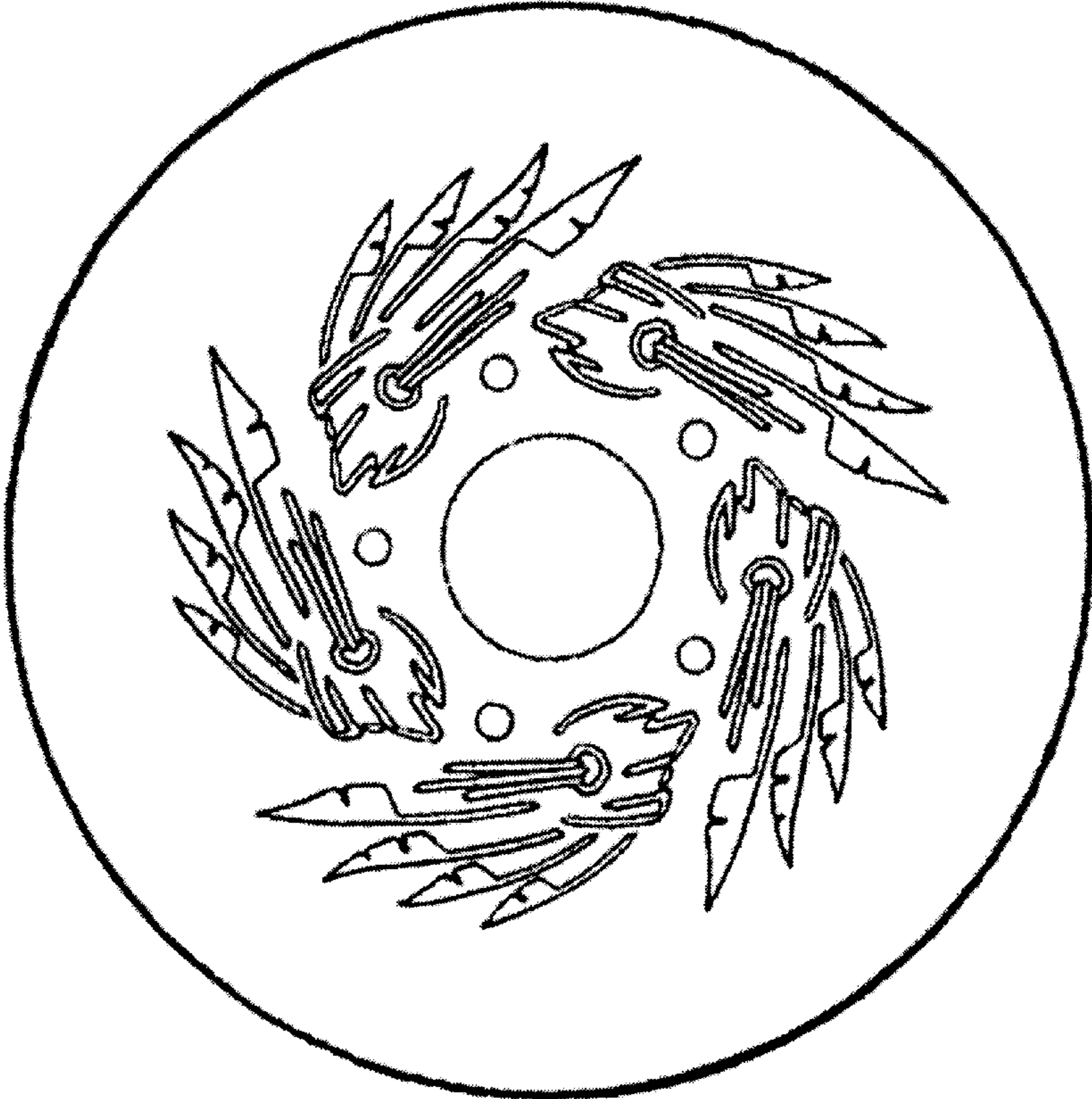


FIG. 1



FIG. 2

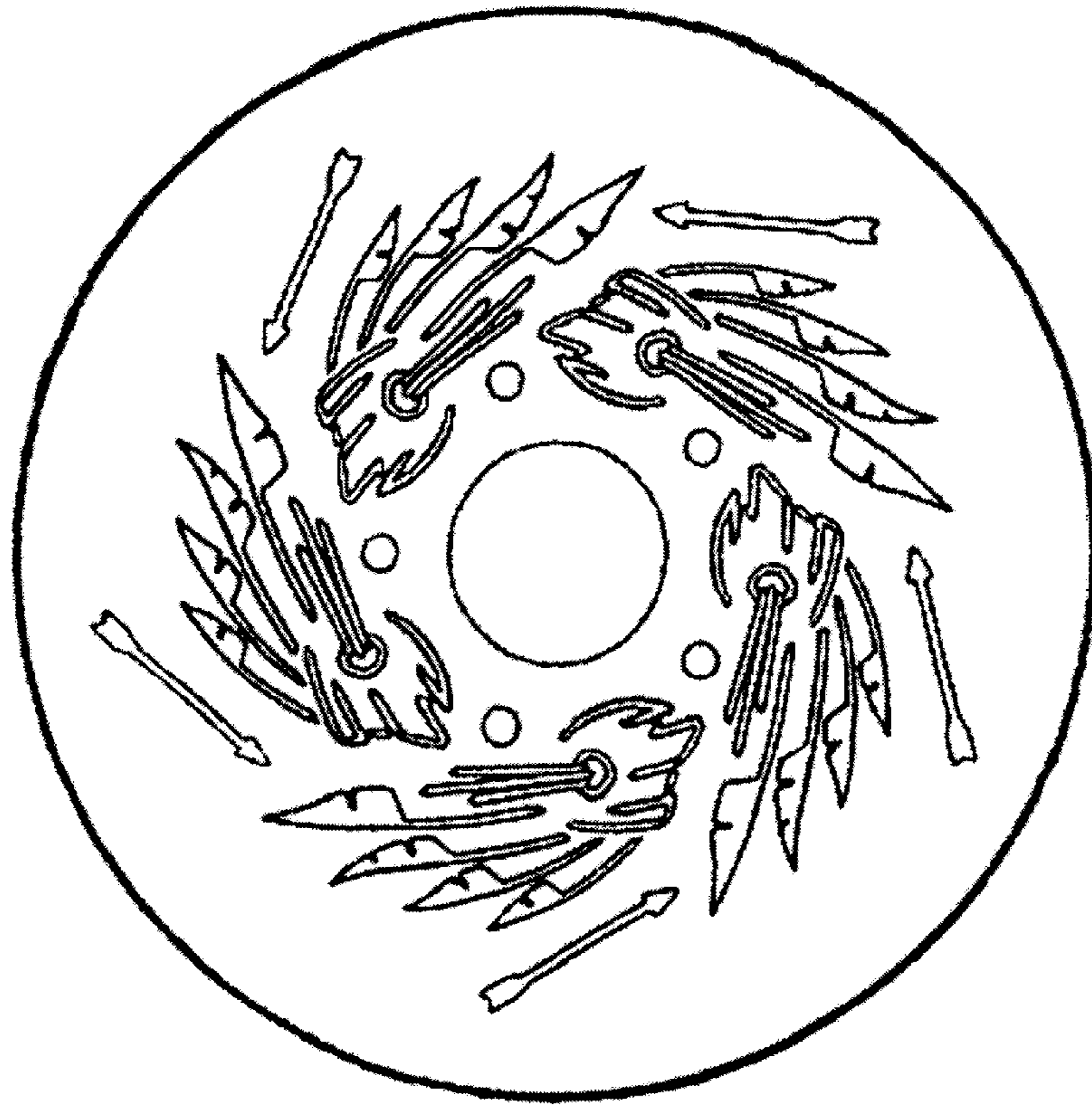


FIG. 3

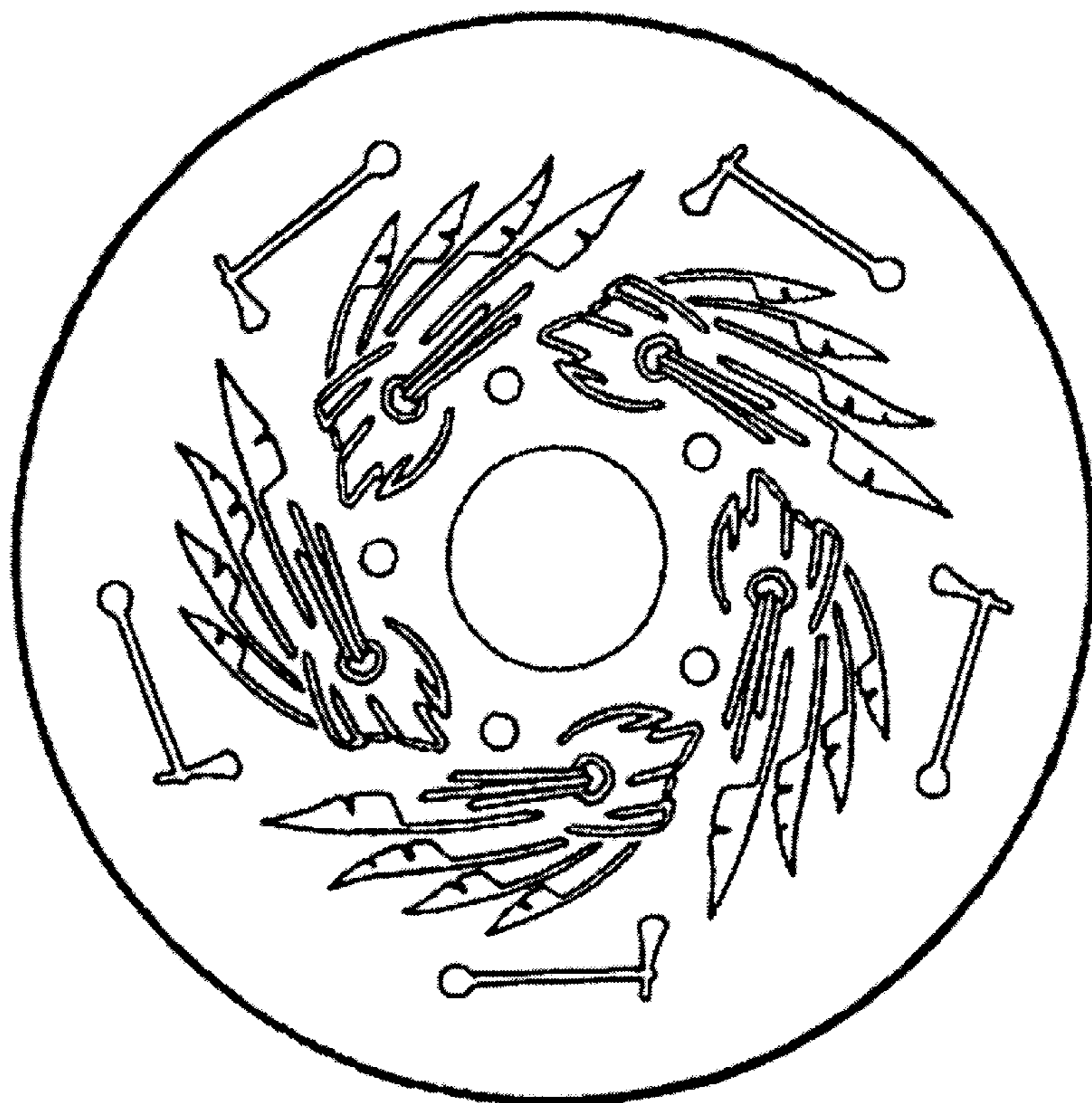


FIG. 4