

US00D506951S

(12) **United States Design Patent**
Weiser

(10) **Patent No.:** **US D506,951 S**

(45) **Date of Patent:** **** Jul. 5, 2005**

(54) **CAT NOVELTY**

(75) **Inventor:** **Margaret Weiser, Tarzana, CA (US)**

(73) **Assignee:** **Exhart Environmental Systems, Inc., Chatsworth, CA (US)**

(**) **Term:** **14 Years**

(21) **Appl. No.:** **29/187,922**

(22) **Filed:** **Aug. 8, 2003**

(51) **LOC (8) Cl.** **11-02**

(52) **U.S. Cl.** **D11/158**

(58) **Field of Search** D21/455, 458, D21/576-661; D11/205, 211, 217, 219, 224, 233, 239, 31, 47, 49, 57, 82, 100, 117, 121, 127, 131, 141, 157, 158, 162; D20/30; D10/54, 59; 428/12, 15, 16, 542.2, 542.4, 542.6; 446/34-68, 87, 89, 102, 119, 169, 176, 199, 201, 217, 218, 236, 238, 268-385, 390, 391, 486, 487, 490; 70/170.01, 170.05; 40/411-413, 417-420

(56) **References Cited**

U.S. PATENT DOCUMENTS

D47,951 S	*	10/1915	Haney	D11/158
1,263,838 A	*	4/1918	Barber	446/199
1,377,544 A	*	5/1921	Angell	446/243
1,538,562 A		5/1925	Koshalko		
1,591,661 A	*	7/1926	Dinsdale	446/374
1,601,983 A	*	10/1926	Savage	446/362
D71,539 S	*	11/1926	Youree	D26/32
D75,038 S	*	5/1928	Mansfield	D21/617

1,910,923 A		5/1933	Kerr		
D147,716 S	*	10/1947	Birkhahn	D11/158
D180,687 S	*	7/1957	Flower	D9/455
D241,461 S	*	9/1976	Lambert	D21/592
D257,364 S	*	10/1980	Molenaar	D21/458
4,582,497 A		4/1986	Lyons	446/217
5,469,738 A	*	11/1995	Hendrickson	73/170.07
5,971,828 A		10/1999	Lin	446/217
6,206,747 B1		3/2001	Skwarek	446/217
6,360,474 B1	*	3/2002	Wurlitzer	43/3
6,364,732 B1		4/2002	Wu	446/217
6,422,913 B1		7/2002	Trejo	446/217
6,475,056 B1		11/2002	Christianson	446/201

* cited by examiner

Primary Examiner—Stella Reid

Assistant Examiner—C. Tuttle

(74) *Attorney, Agent, or Firm*—Cislo & Thomas LLP

(57) **CLAIM**

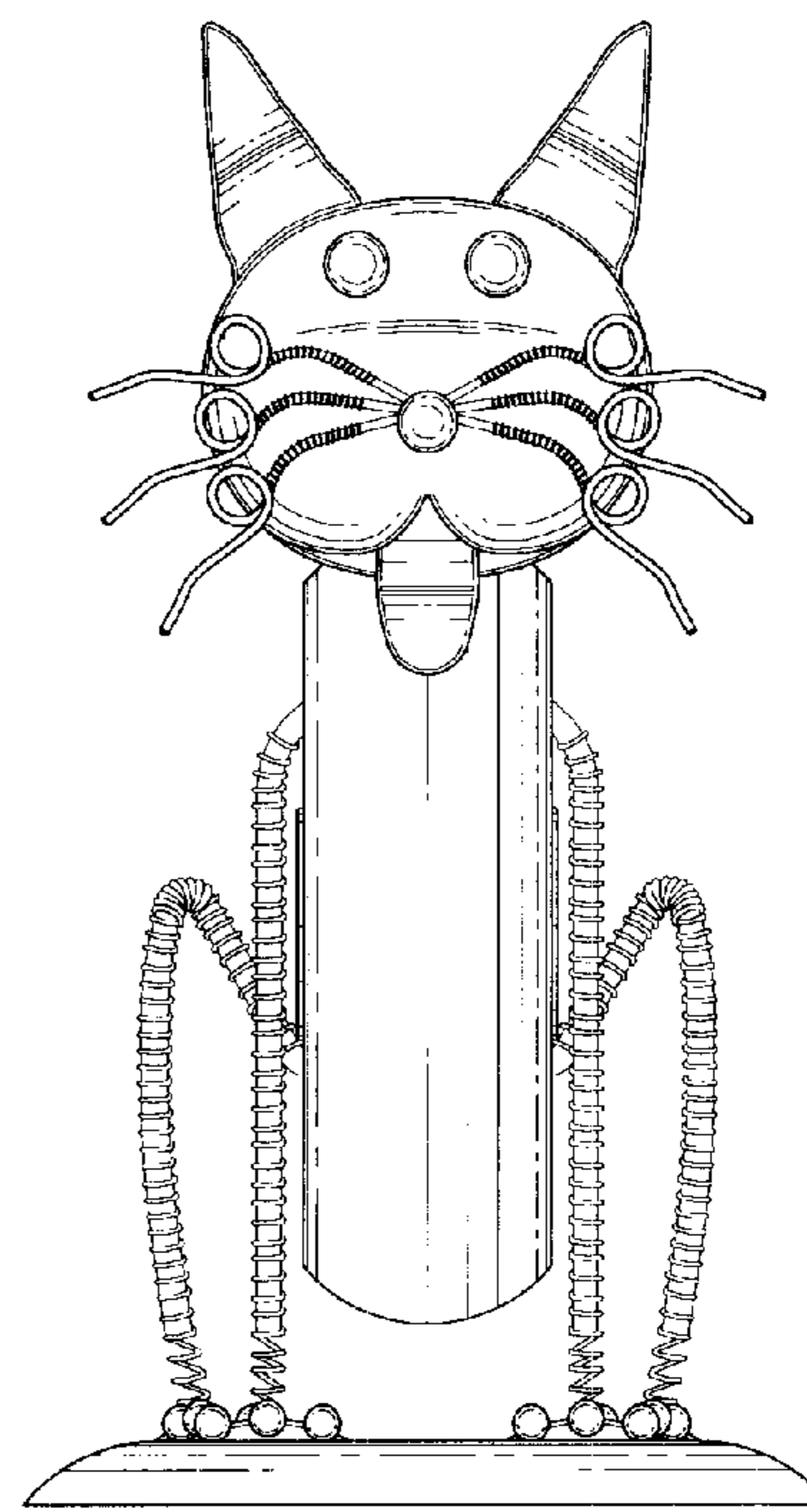

The ornamental design for a cat novelty, as shown and described herein.

DESCRIPTION

FIG. 1. Is a right side elevational view with left side elevational view being a mirror image of our cat novelty;
FIG. 2. Is a front view thereof;
FIG. 3. Is a rear view thereof;
FIG. 4. Is a top view thereof; and,
FIG. 5. Is a bottom view thereof.

The portions shown in broken lines are for illustrative purposes only; and form no part of the claimed design.

1 Claim, 3 Drawing Sheets



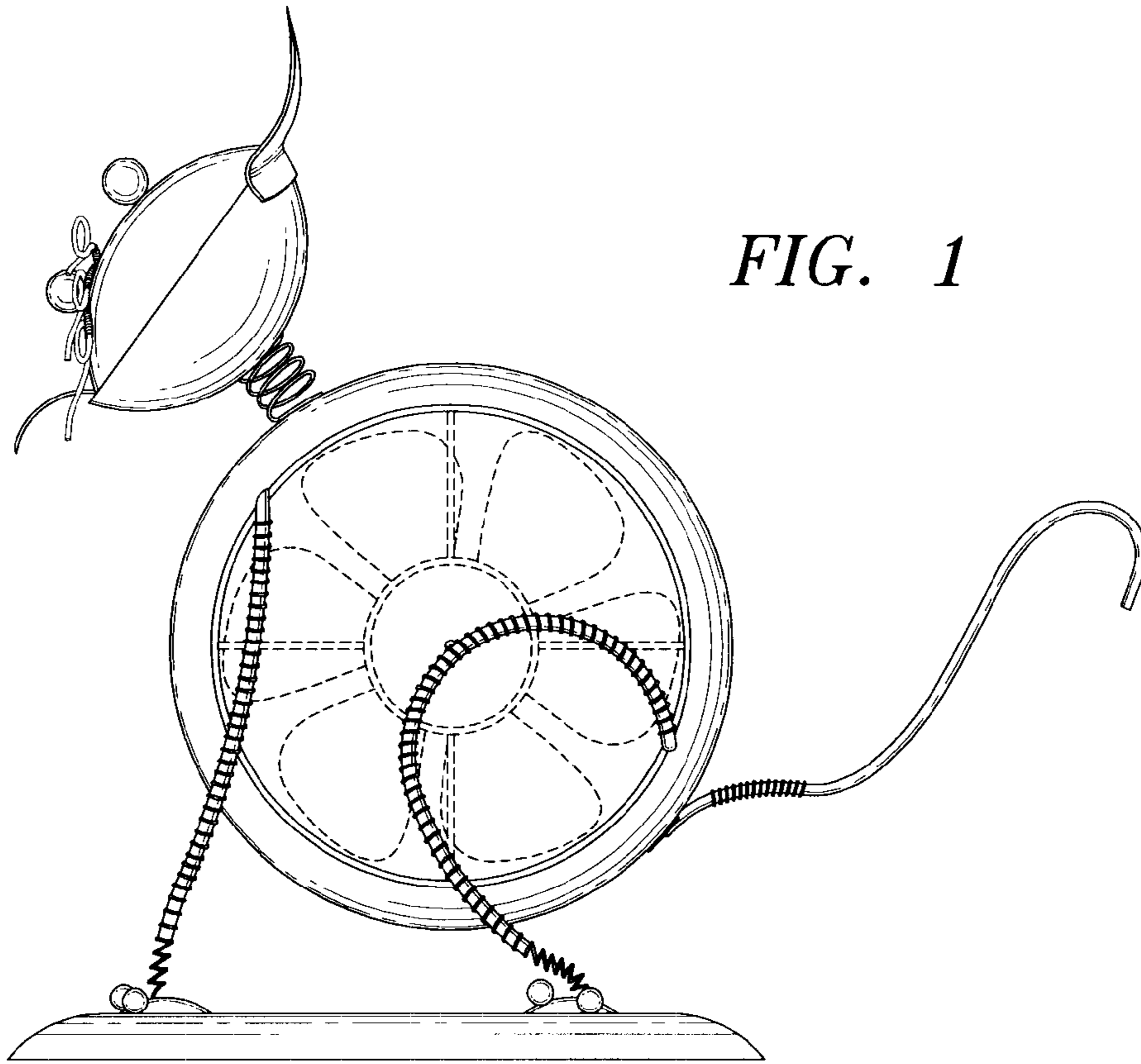


FIG. 1

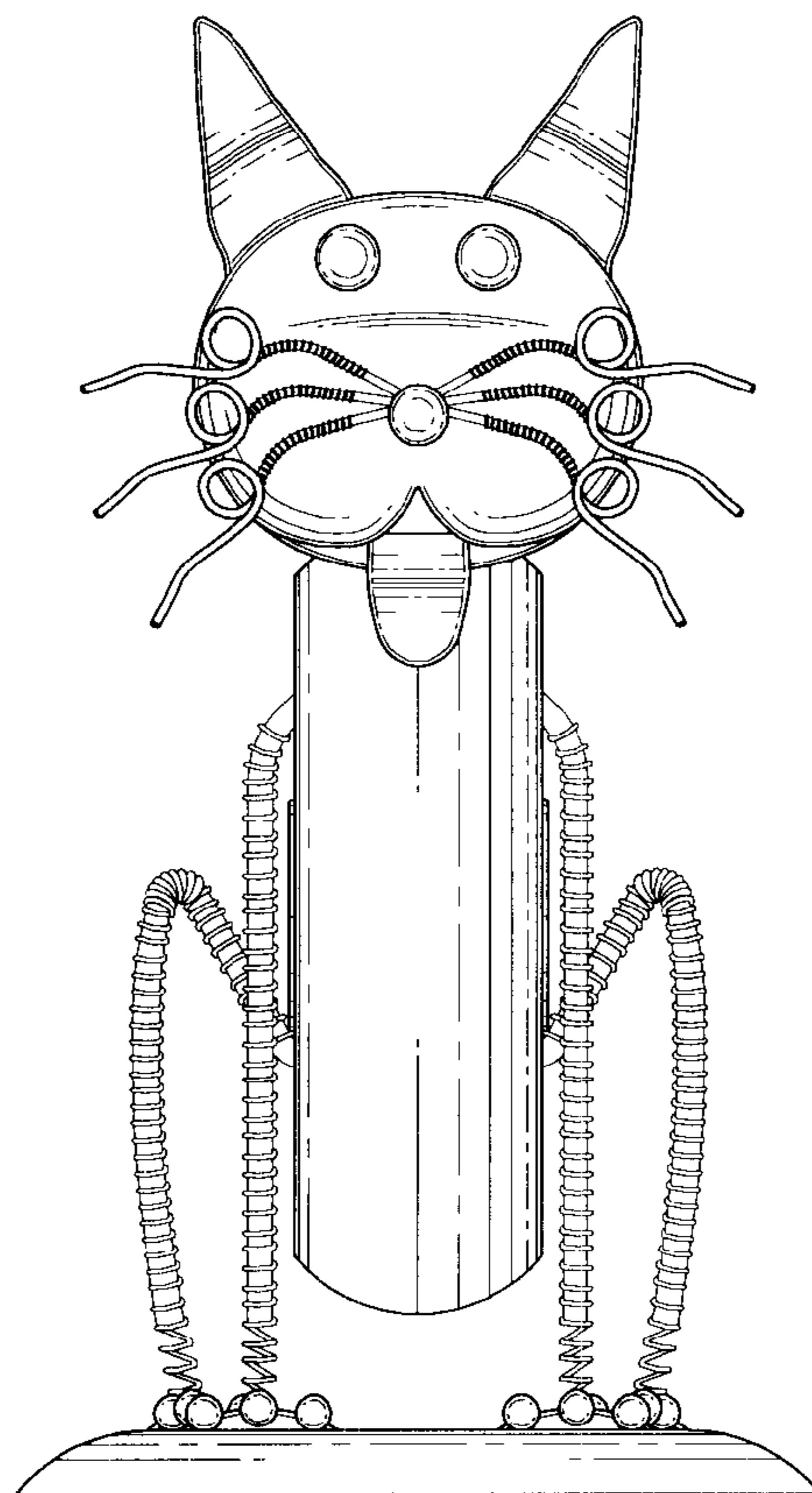


FIG. 2

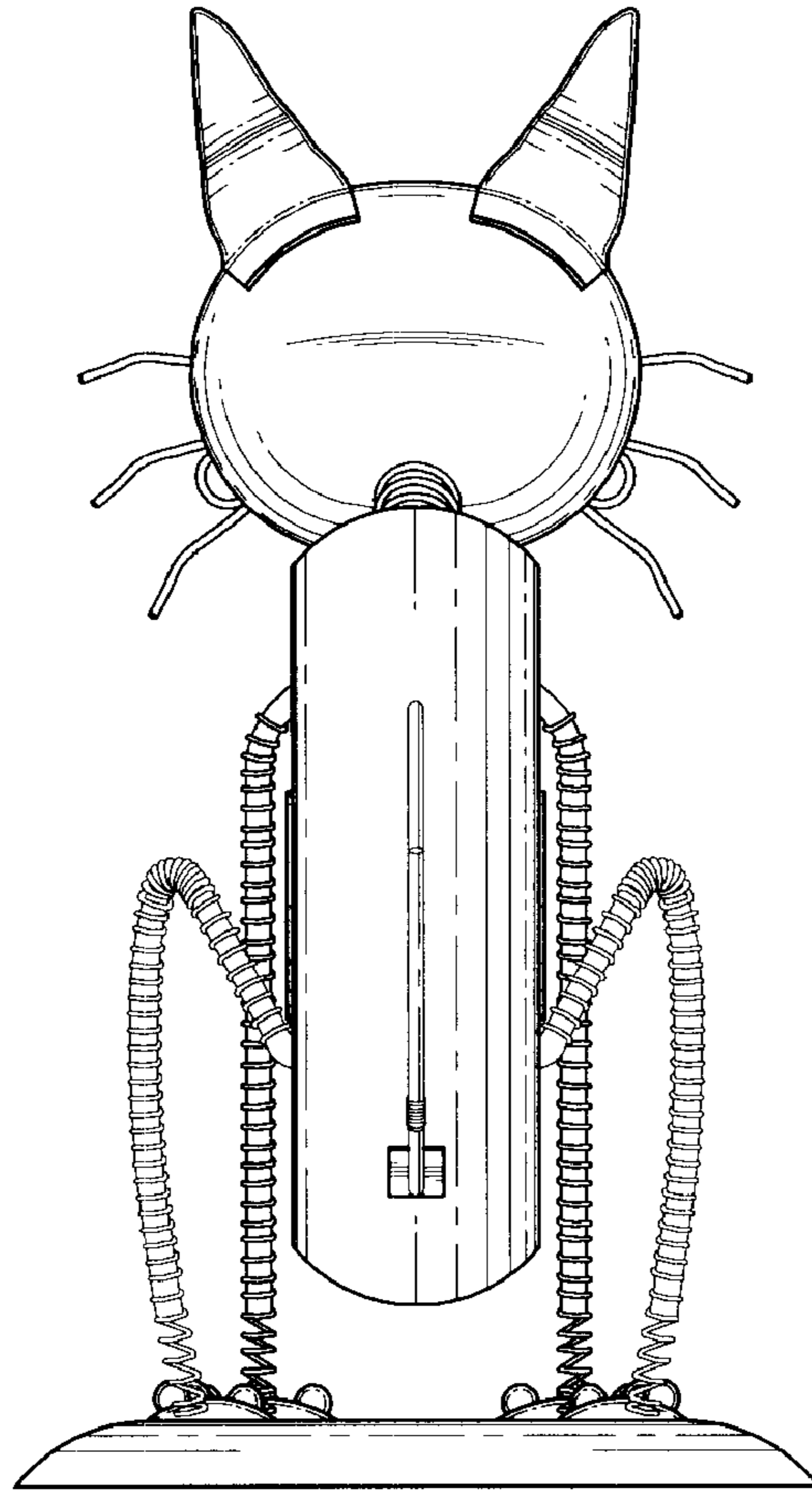


FIG. 3

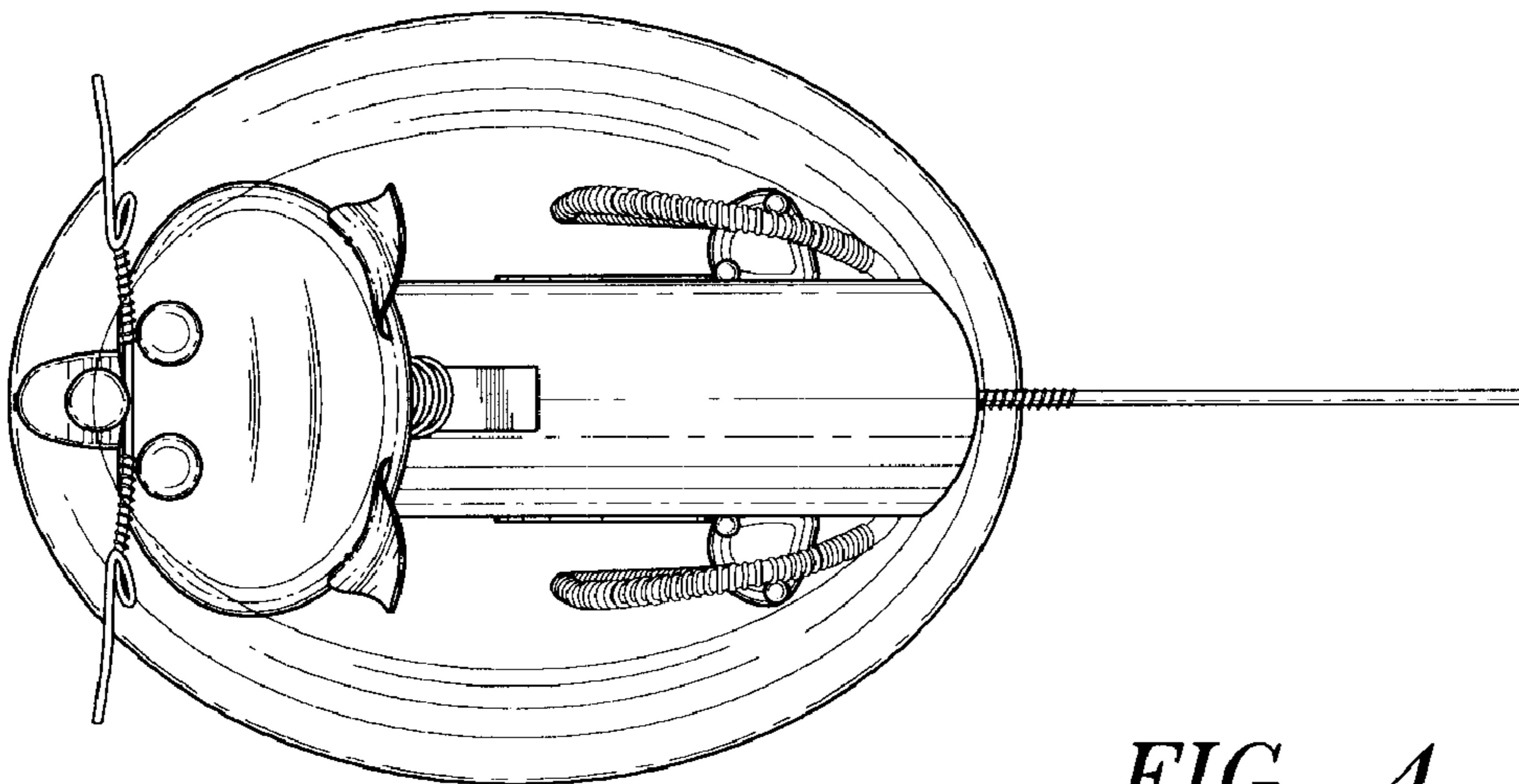


FIG. 4

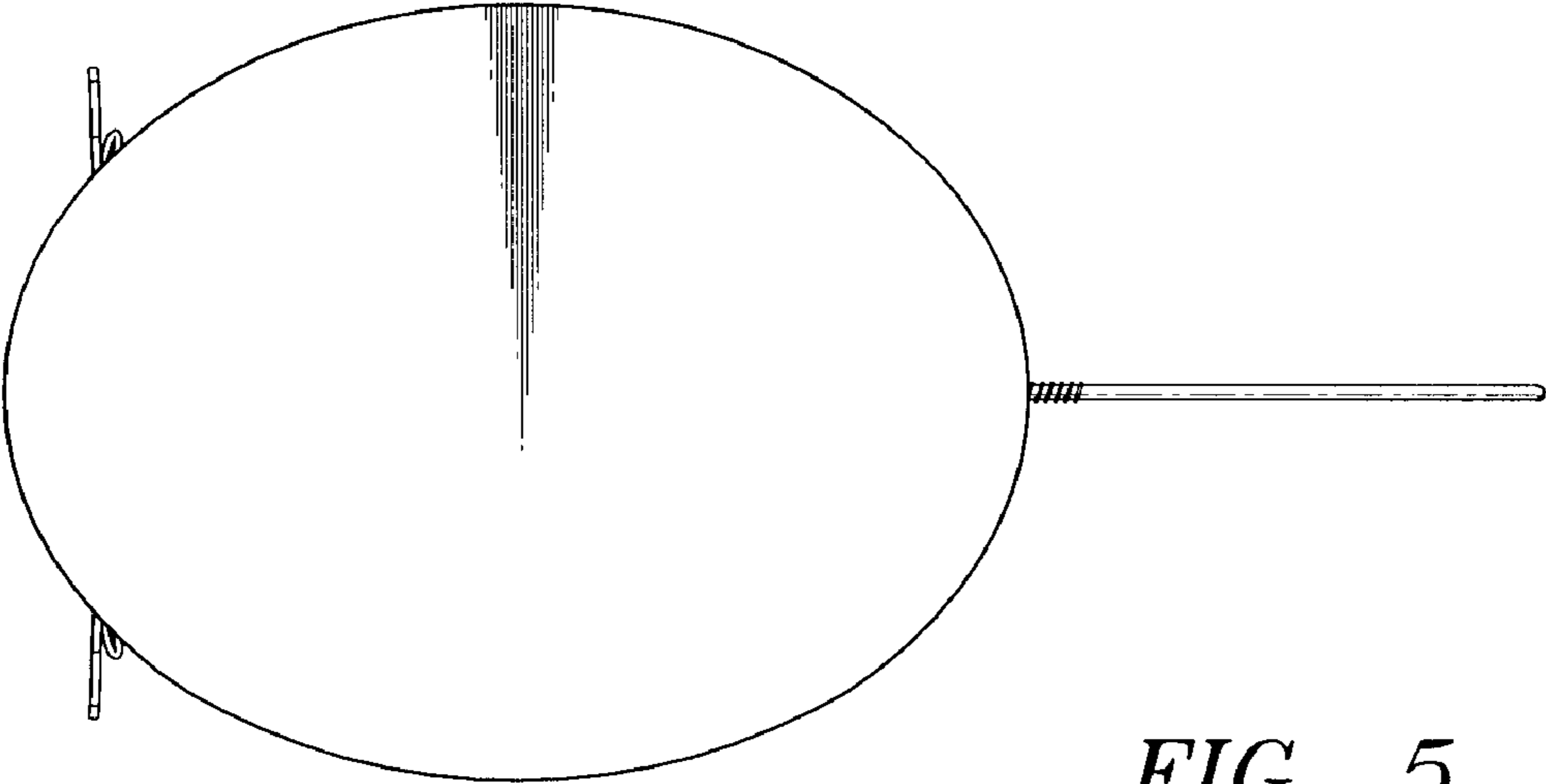


FIG. 5