

US00D506949S

(12) **United States Design Patent**
Scansetti

(10) **Patent No.:** **US D506,949 S**
(45) **Date of Patent:** **** Jul. 5, 2005**

(54) **WALL HANGING DEVICE**
(75) **Inventor:** **Francesco Scansetti, Milan (IT)**
(73) **Assignee:** **Outlook Design Italia, S.r.l., Presezzo (IT)**
(**) **Term:** **14 Years**

3,720,180 A * 3/1973 Stangeland 114/102.13
4,352,151 A * 9/1982 Lewis 362/368
D287,664 S * 1/1987 Sherwood et al. D2/627
D339,654 S * 9/1993 Chan D26/131
5,396,662 A * 3/1995 Leonard et al. 2/401
D370,657 S * 6/1996 Block, Jr. D12/317
6,467,209 B1 * 10/2002 Vickers 40/617

(21) **Appl. No.:** **29/175,224**
(22) **Filed:** **Jan. 30, 2003**
(30) **Foreign Application Priority Data**
Jul. 31, 2002 (IT) M12001/O 000522

FOREIGN PATENT DOCUMENTS

WO DM/048276 * 5/1999
WO DM/054853 * 1/2001

* cited by examiner

Primary Examiner—Catherine Tuttle
(74) *Attorney, Agent, or Firm*—Sheridan Ross PC

(51) **LOC (8) Cl.** **11-02**
(52) **U.S. Cl.** **D11/140; D11/133**
(58) **Field of Search** D11/95, 97, 99,
D11/102, 117, 121, 125, 131–133, 140,
157, 164–166, 168, 172, 174; D6/315,
316, 320, 325; D2/700, 705, 706, 712,
500; D12/317; D20/10, 16, 19, 23–25,
29–32, 41, 42; D24/125, 126; 428/13, 15,
542.2, 542.4, 542.6, 913.3; 40/1, 124.07,
124.14, 538, 584, 603, 604, 606.12, 616,
617, 607.13, 661.04, 661.08, 661.11; 244/153 R,
154, 155 R, 155 A, 901; 114/102.1–115;
450/94, 100, 153; 2/400, 406; 223/66, 84,
85, 87

(57) **CLAIM**

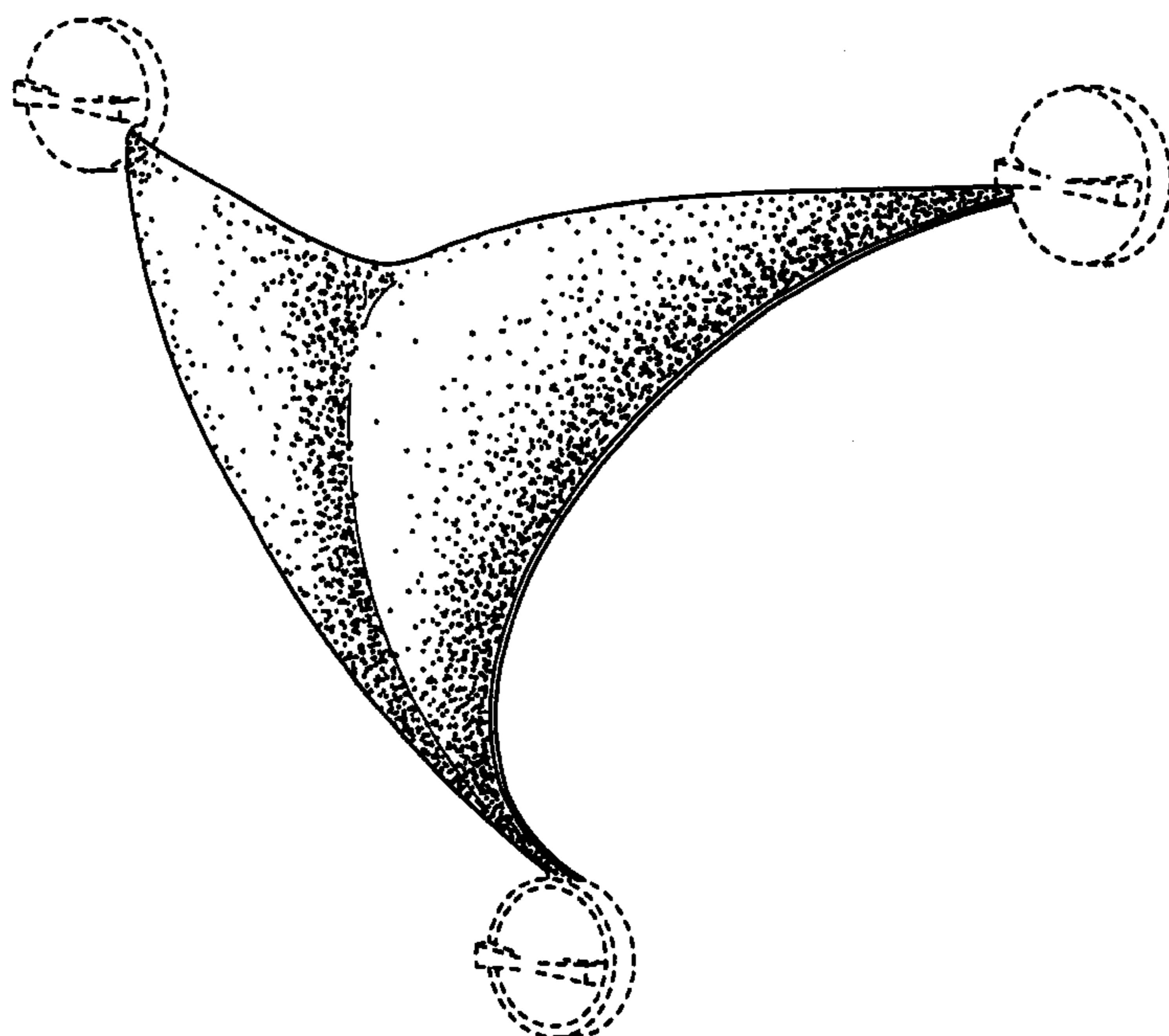
The ornamental design for a wall hanging device, as shown and described.

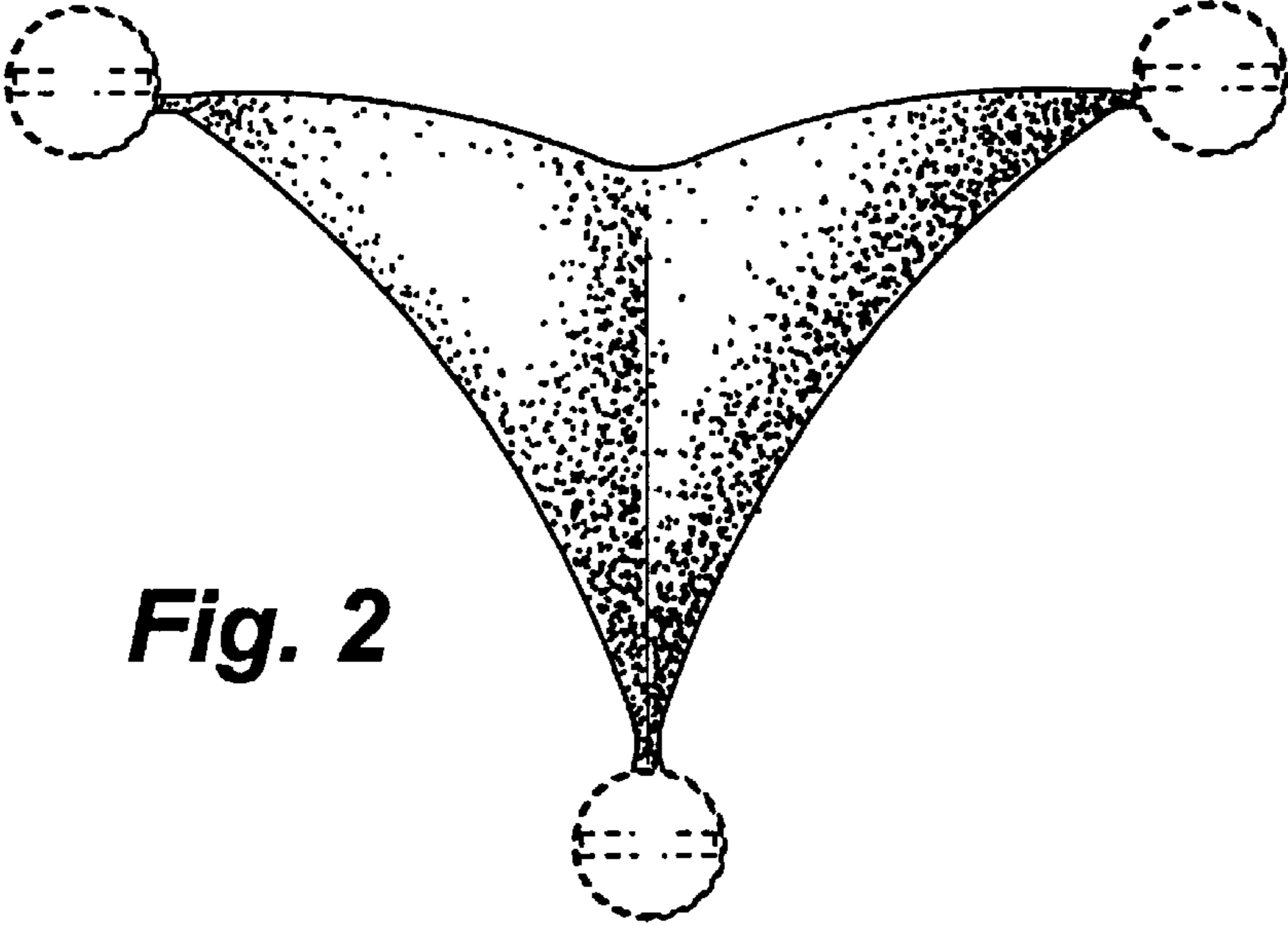
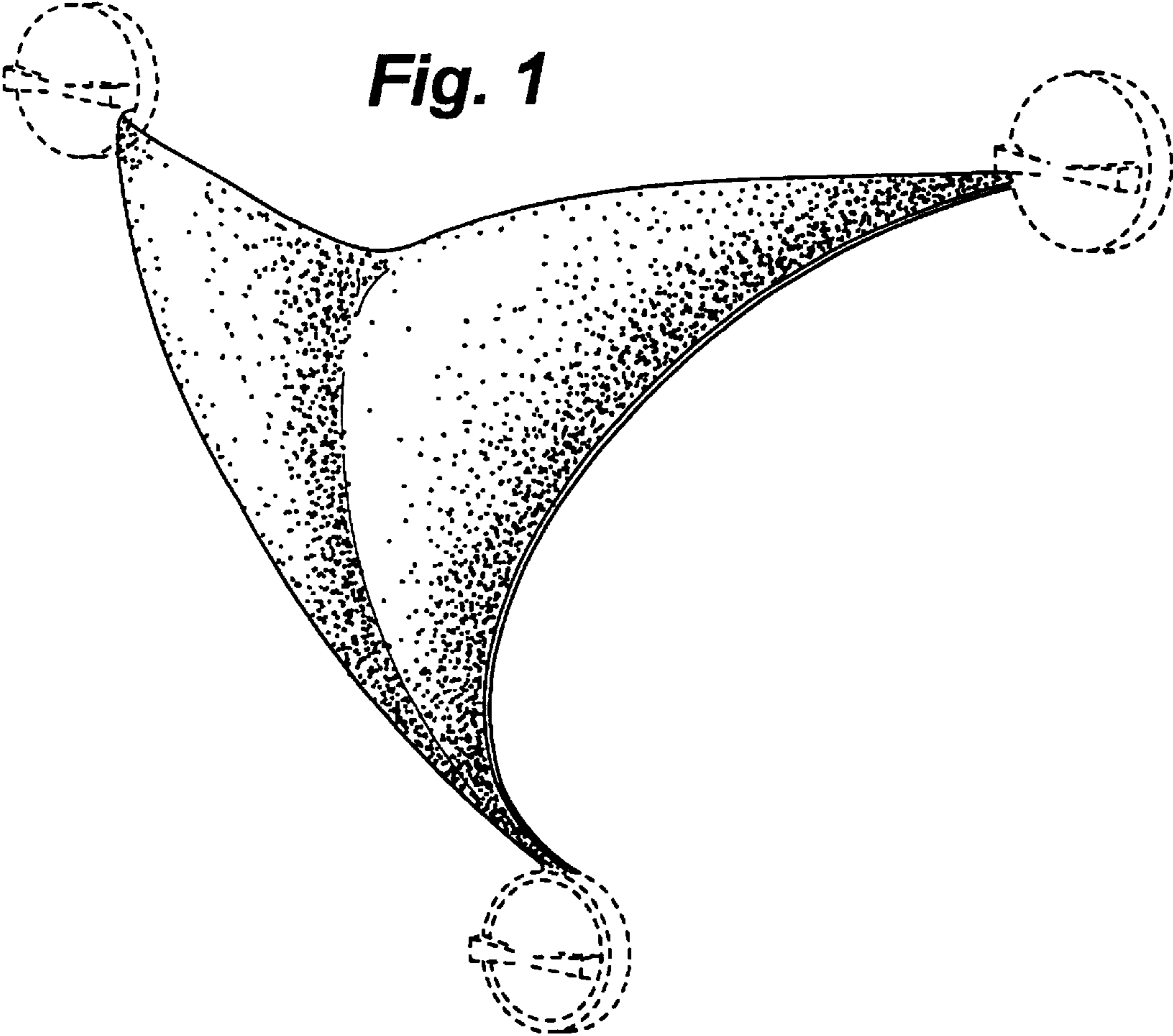
DESCRIPTION

FIG. 1 is a front perspective view of a wall hanging device showing my new design;
FIG. 2 is a front elevation view of the invention illustrated in FIG. 1;
FIG. 3 is a right elevation view of the invention illustrated in FIG. 1;
FIG. 4 is a left elevation view of the invention illustrated in FIG. 1;
FIG. 5 is a top plan view of the invention illustrated in FIG. 1; and,
FIG. 6 is a bottom plan view of the invention illustrated in FIG. 1.
The portions shown in broken lines are for illustrative purposes only; and form no part of the claimed design.

(56) **References Cited**
U.S. PATENT DOCUMENTS
1,456,260 A * 5/1923 Trombley 244/153 R
D98,761 S * 3/1936 Franklin D11/160
3,186,116 A * 6/1965 Freedman 40/411
3,492,191 A * 1/1970 Van Horn 428/542.6

1 Claim, 2 Drawing Sheets








Fig. 3




Fig. 4

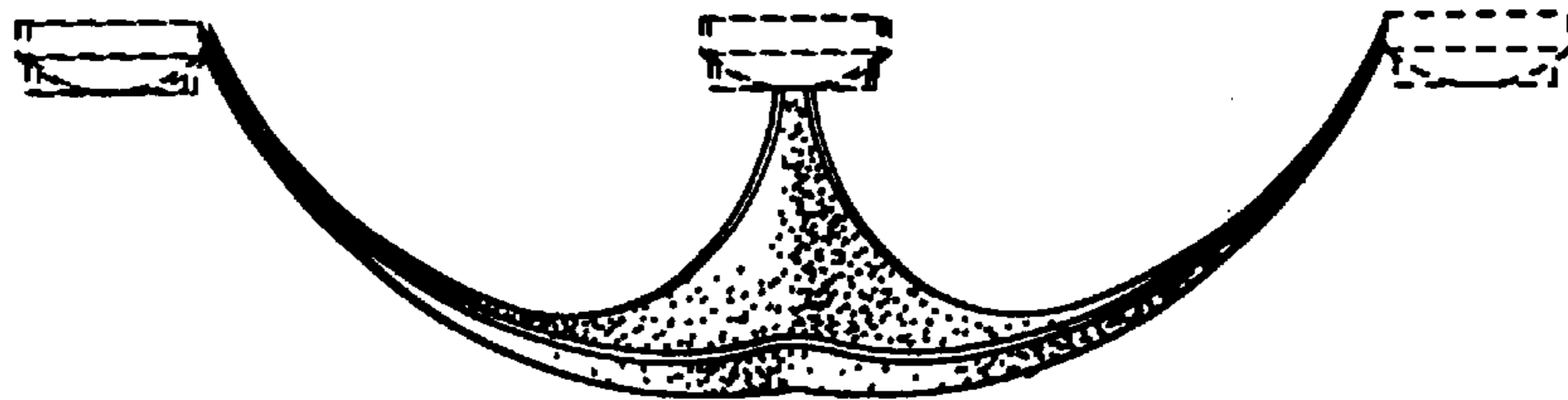


Fig. 5

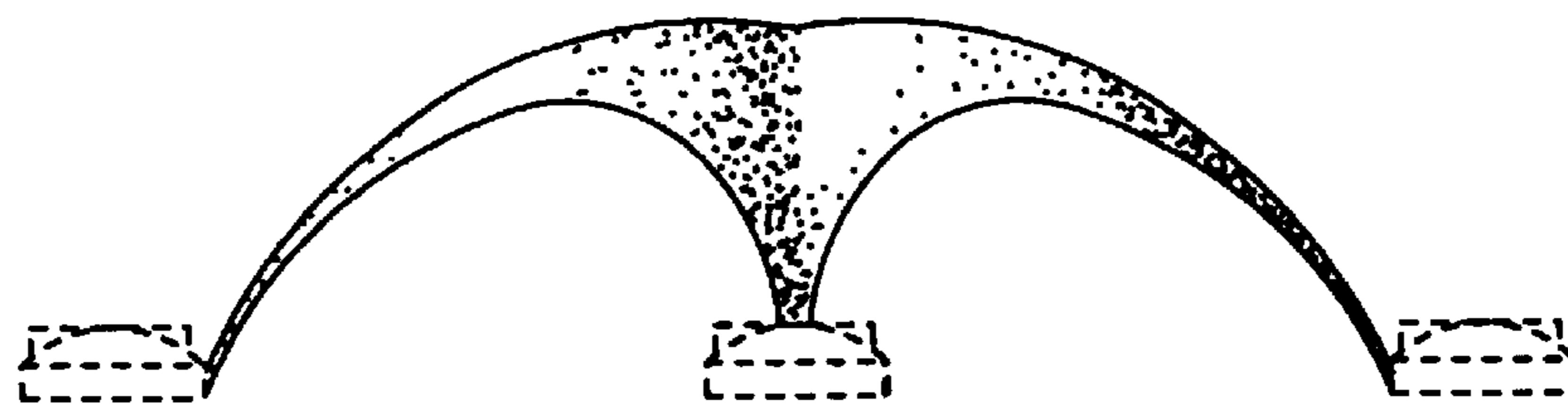


Fig. 6