

US00D506936S

(12) **United States Design Patent**
Takahashi

(10) **Patent No.:** **US D506,936 S**
(45) **Date of Patent:** **** Jul. 5, 2005**

(54) **WRIST WATCH**

(75) **Inventor:** **Takayuki Takahashi, Sagamihara (JP)**

(73) **Assignee:** **Citizen Tokei Kabushiki Kaisha (JP)**

(**) **Term:** **14 Years**

(21) **Appl. No.:** **29/219,285**

(22) **Filed:** **Dec. 16, 2004**

(51) **LOC (8) Cl.** **10-02**

(52) **U.S. Cl.** **D10/32**

(58) **Field of Search** D10/1-39, 122-132;
368/276-277, 281-282, 285, 293-295;
D11/3-25; 63/1.1, 3, 5, 11; 224/164, 168,
178

(56) **References Cited**

U.S. PATENT DOCUMENTS

D333,989 S	*	3/1993	Sugibayashi et al.	D10/39
5,473,580 A	*	12/1995	Gilomen et al.	368/28
D380,971 S	*	7/1997	Giardiello	D10/39
D403,597 S	*	1/1999	Hartzband	D10/32
D451,409 S	*	12/2001	Giardiello	D10/32

D459,237 S	*	6/2002	Hasegawa	D10/30
D472,479 S	*	4/2003	Chien	D10/32
D474,118 S	*	5/2003	Monachon	D10/32
D490,718 S	*	6/2004	Yamamoto	D10/32
D490,719 S	*	6/2004	Schoepfer	D10/32
D500,451 S	*	1/2005	Yamamoto	D10/32
D501,641 S	*	2/2005	Sugiura	D10/39

* cited by examiner

Primary Examiner—Nelson C. Holtje

(74) *Attorney, Agent, or Firm*—Banner & Witcoff, Ltd.

(57) **CLAIM**

The ornamental design for a wrist watch, as shown and described.

DESCRIPTION

FIG. 1 is a perspective view,
FIG. 2 is a front elevational view thereof,
FIG. 3 is a rear elevational view thereof,
FIG. 4 is a left side elevation view thereof,
FIG. 5 is a right side elevation view thereof,
FIG. 6 is a top plan view thereof; and,
FIG. 7 is a bottom plan view thereof.

1 Claim, 3 Drawing Sheets



FIG. 1



FIG. 2



FIG. 3

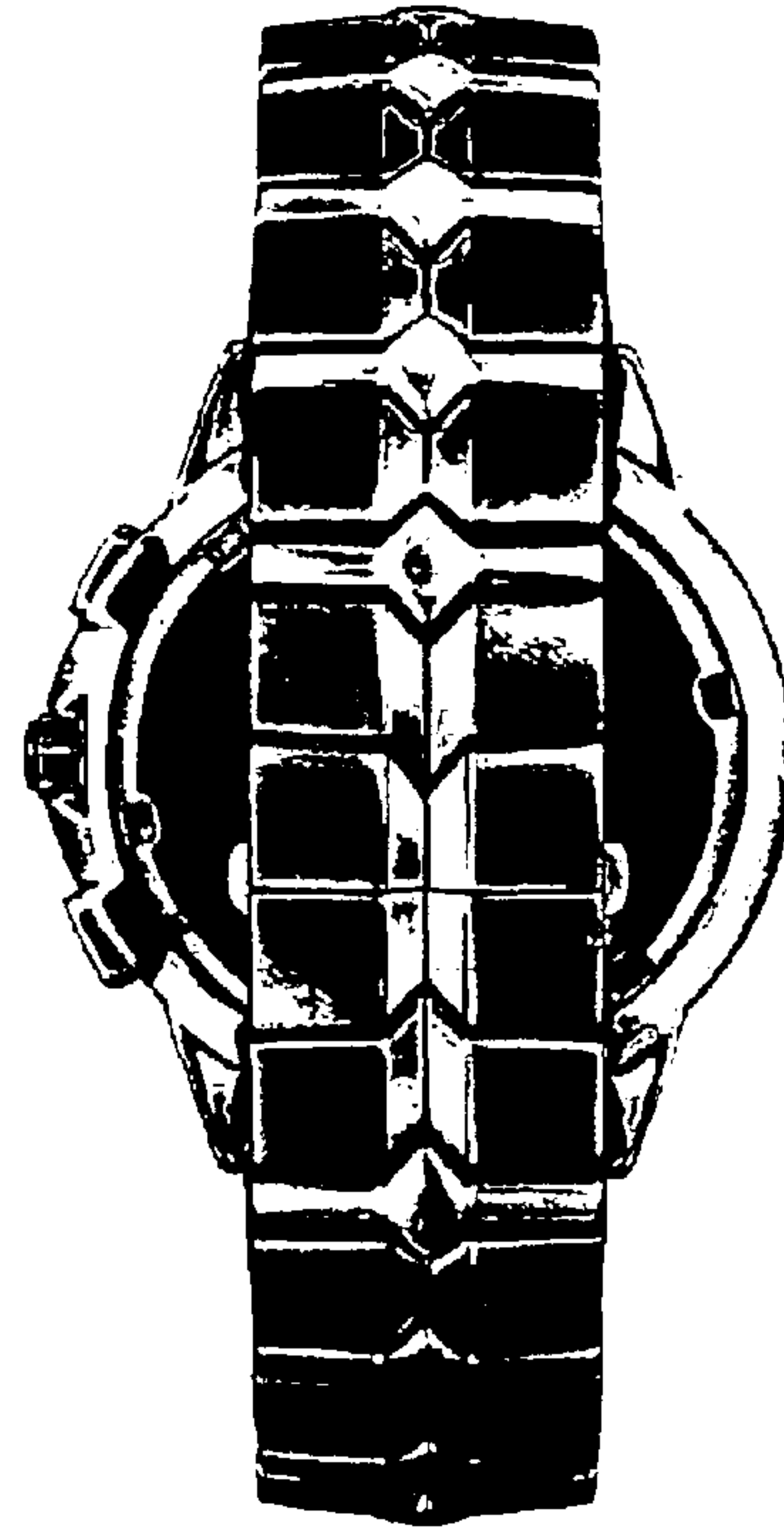


FIG. 4




FIG. 5

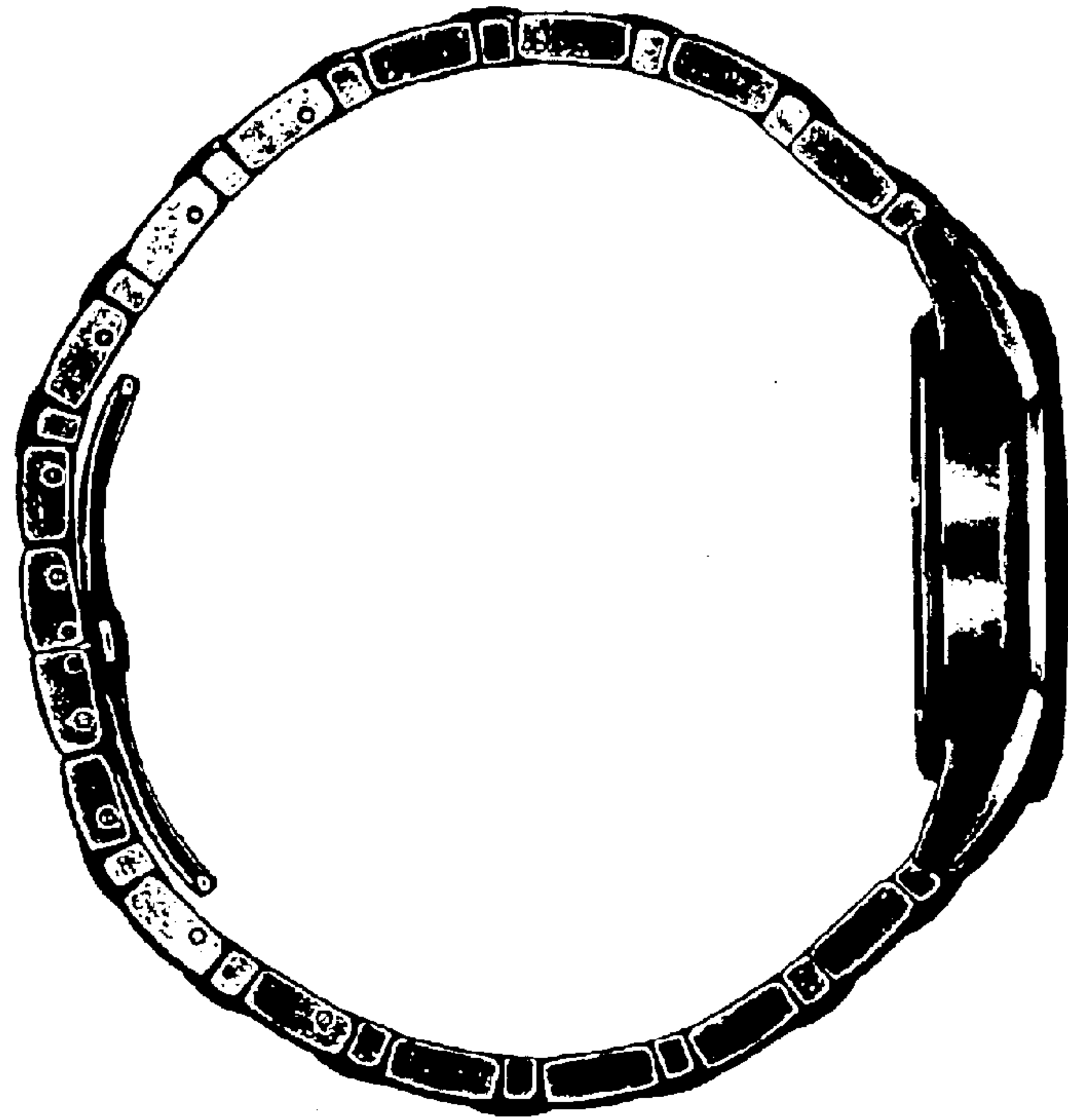


FIG. 6




FIG. 7

