

US00D506935S

(12) **United States Design Patent**  
**Dreyfuss**

(10) **Patent No.:** **US D506,935 S**  
(45) **Date of Patent:** **\*\* Jul. 5, 2005**

(54) **COMBINED WATCH AND BRACELET**

(75) **Inventor:** **Robert Mark Dreyfuss, London (GB)**

(73) **Assignee:** **Fabrique de montres Rotary S.A.**  
**(Rotary Watch Company Limited),**  
**Neuchâtel (CH)**

(\*\*) **Term:** **14 Years**

(21) **Appl. No.:** **29/210,581**

(22) **Filed:** **Aug. 2, 2004**

(30) **Foreign Application Priority Data**

Mar. 24, 2004 (WO) ..... DMA/006 222

(51) **LOC (8) Cl.** ..... **10-02**

(52) **U.S. Cl.** ..... **D10/32**

(58) **Field of Search** ..... D10/1-39, 122-132;  
368/276-277, 281-282, 285, 293-295;  
D11/3-25; 63/1.1, 3, 5, 11; 224/164, 168,  
178

(56) **References Cited**

**U.S. PATENT DOCUMENTS**

- D157,606 S \* 3/1950 Lachman ..... D10/38
- 4,236,239 A \* 11/1980 Imgruth et al. .... 368/72
- D341,092 S \* 11/1993 Wild ..... D10/32
- D386,094 S \* 11/1997 Ventrella ..... D10/30
- D423,374 S \* 4/2000 Deleskiewicz ..... D10/32
- D440,886 S \* 4/2001 Burgener ..... D10/32
- D445,697 S \* 7/2001 Hysek ..... D10/30

- D447,704 S \* 9/2001 Deguines ..... D10/39
- D454,798 S \* 3/2002 Gruosi ..... D10/30
- D473,470 S \* 4/2003 Nussbaum ..... D10/30
- D476,582 S \* 7/2003 Sugiura ..... D10/32
- D496,589 S \* 9/2004 Perrenoud ..... D10/30
- D497,811 S \* 11/2004 Modolo ..... D10/32

\* cited by examiner

*Primary Examiner*—Nelson C. Holtje

(74) *Attorney, Agent, or Firm*—McGlew and Tuttle, P.C.

(57) **CLAIM**

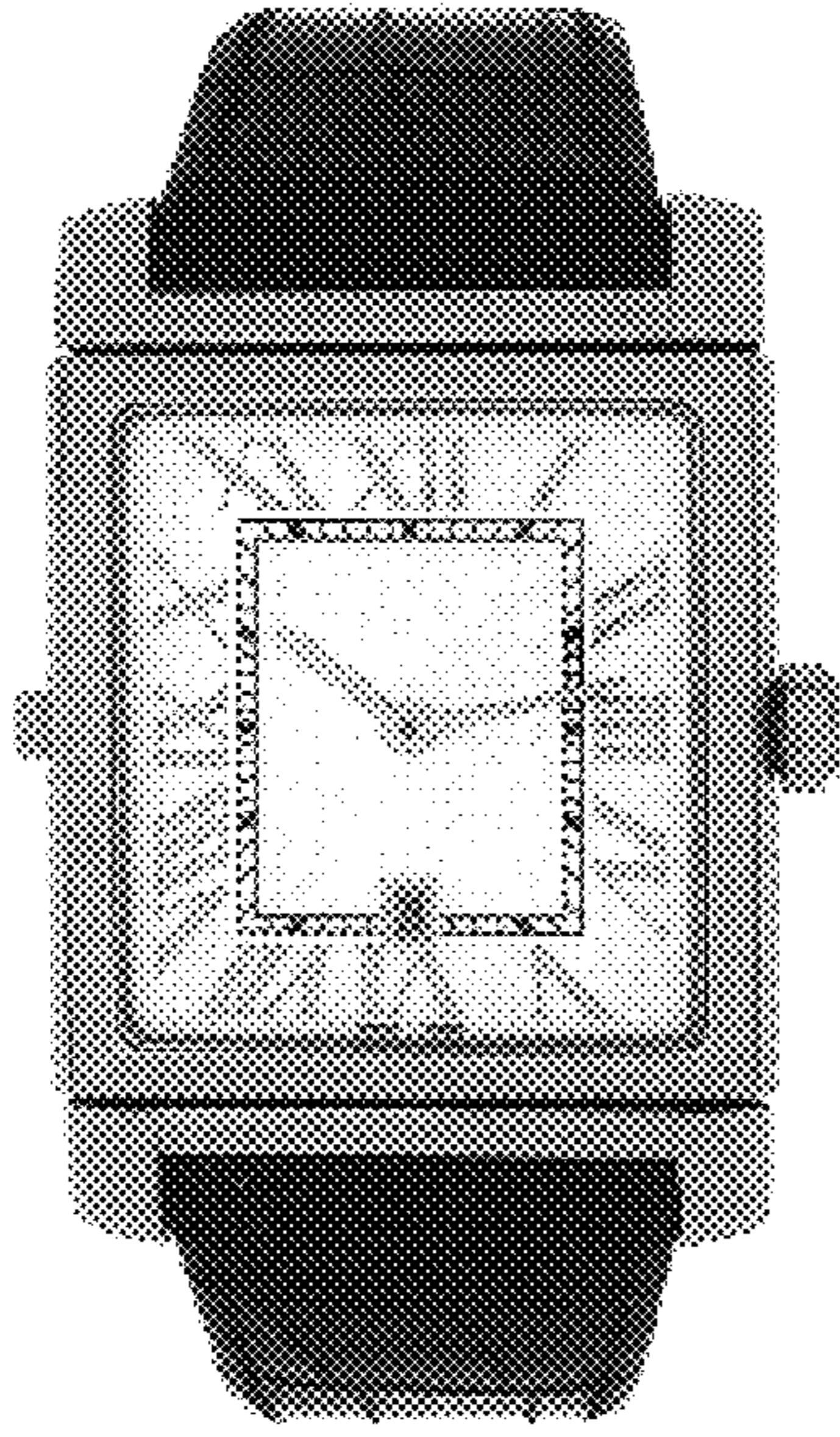
The ornamental design for a combined watch and bracelet, as shown and described.

**DESCRIPTION**


FIG. 1 is a top view of my new combined watch and bracelet design showing a first watch face;  
 FIG. 2 is a rear view thereof;  
 FIG. 3 is a front right side perspective view thereof;  
 FIG. 4 is a right side view showing the watch in a position to change the displayed watch face;  
 FIG. 5 is a front right side perspective view showing the watch in a position to be changed to display a second watch face;  
 FIG. 6 is a front side view showing a second watch face;  
 FIG. 7 is a front end view thereof;  
 FIG. 8 is a rear end view thereof;  
 FIG. 9 is a left side view thereof; and,  
 FIG. 10 is a right side view thereof.

**1 Claim, 3 Drawing Sheets**





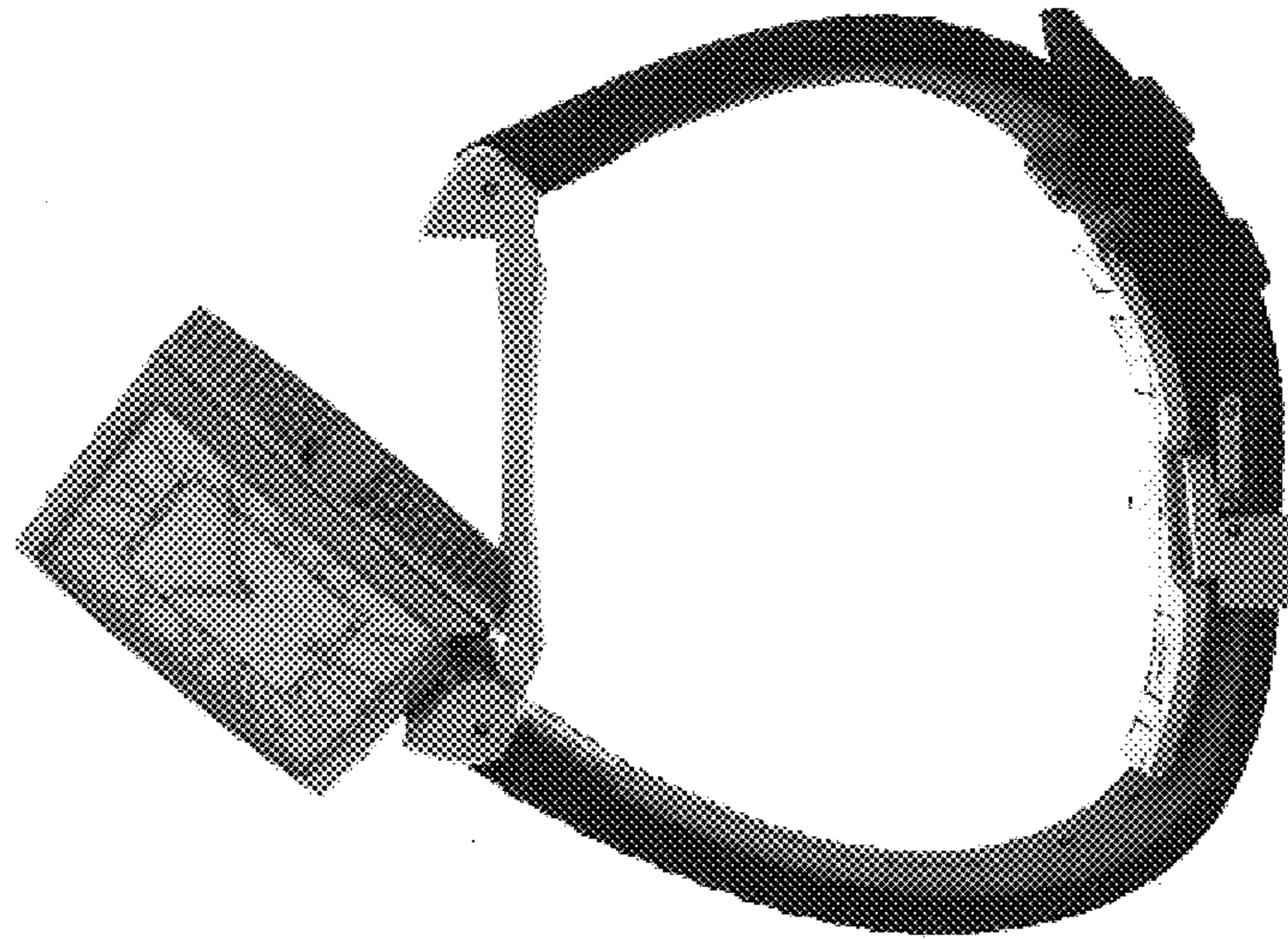
*Fig. 1*



*Fig. 2*




*Fig. 3*




*Fig. 4*




*Fig. 5*




*Fig. 6*



*Fig. 7*



*Fig. 8*



*Fig. 9*



*Fig. 10*