

US00D506923S

(12) **United States Design Patent** (10) **Patent No.:** **US D506,923 S**
Zboch et al. (45) **Date of Patent:** **** Jul. 5, 2005**

(54) **BOTTLE PORTION**
 (75) Inventors: **Gerald Zboch**, Barrington, IL (US);
Tracy M. Momany, Sylvania, OH
 (US); **Robert J. Groll**, Oregon, OH
 (US)
 (73) Assignee: **Stokely-Van Camp, Inc.**, Chicago, IL
 (US)

D434,330 S * 11/2000 Rowe et al. D9/538
 D447,061 S 8/2001 Peck
 D463,292 S 9/2002 Del Bianco
 6,581,794 B2 * 6/2003 Boukobza 215/383
 D491,071 S * 6/2004 Degeyter et al. D9/565
 D493,370 S * 7/2004 Kamineni et al. D9/552
 D494,473 S * 8/2004 Yourist D9/516
 D496,280 S * 9/2004 Mero et al. D9/538

(**) Term: **14 Years**

FOREIGN PATENT DOCUMENTS

WO DM/047535 * 3/1999
 WO DM/052622 * 6/2000
 WO DM/059103 * 4/2001
 WO DM/062865 * 1/2003

(21) Appl. No.: **29/190,387**

(22) Filed: **Sep. 19, 2003**

* cited by examiner

(51) **LOC (8) Cl.** **09-01**
 (52) **U.S. Cl.** **D8/538; 552/556; 552/558**
 (58) **Field of Search** D9/500, 502, 516,
 D9/537-541, 549-554, 556-558, 560, 563-567,
 569-570, 574-575, 636, 643, 645, 655,
 657-658, 661, 664-665; 215/382-384,
 396, 398, 400

Primary Examiner—Carol Rademaker
 (74) *Attorney, Agent, or Firm*—Lars S. Johnson; James D.
 Ryndak

(57) **CLAIM**

The ornamental design for a bottle portion, as shown and described.

(56) **References Cited**

DESCRIPTION

U.S. PATENT DOCUMENTS

D67,464 S 6/1925 Johnson
 D96,106 S 7/1935 Fuerst
 D188,133 S 6/1960 Bindman
 5,341,946 A * 8/1994 Vaillencourt et al. .. 215/383 X
 D403,243 S * 12/1998 Takeuchi et al. D9/532
 D404,311 S * 1/1999 Zimmer et al. D9/552
 D412,849 S * 8/1999 Fuquen et al. D9/542
 D414,112 S 9/1999 Waggaman et al.
 D417,156 S 11/1999 Veyssiere
 D423,365 S * 4/2000 Eberle et al. D9/538
 D423,940 S * 5/2000 Chimetto D9/541
 D424,948 S * 5/2000 Ullmo D9/540
 D430,036 S 8/2000 Steward et al.
 D432,018 S 10/2000 Steward

FIG. 1 is a perspective view of a bottle portion showing the new design;
 FIG. 2 is a front elevation view thereof, the rear elevational view being identical except for the unclaimed thread;
 FIG. 3 is a left side elevation view thereof, the right side elevational view being identical except for the unclaimed thread;
 FIG. 4 is a top plan view thereof; and,
 FIG. 5 is a bottom plan view thereof.
 The broken line showing in the drawing figures is for environmental purposes only and forms no part of the claimed design.

1 Claim, 2 Drawing Sheets

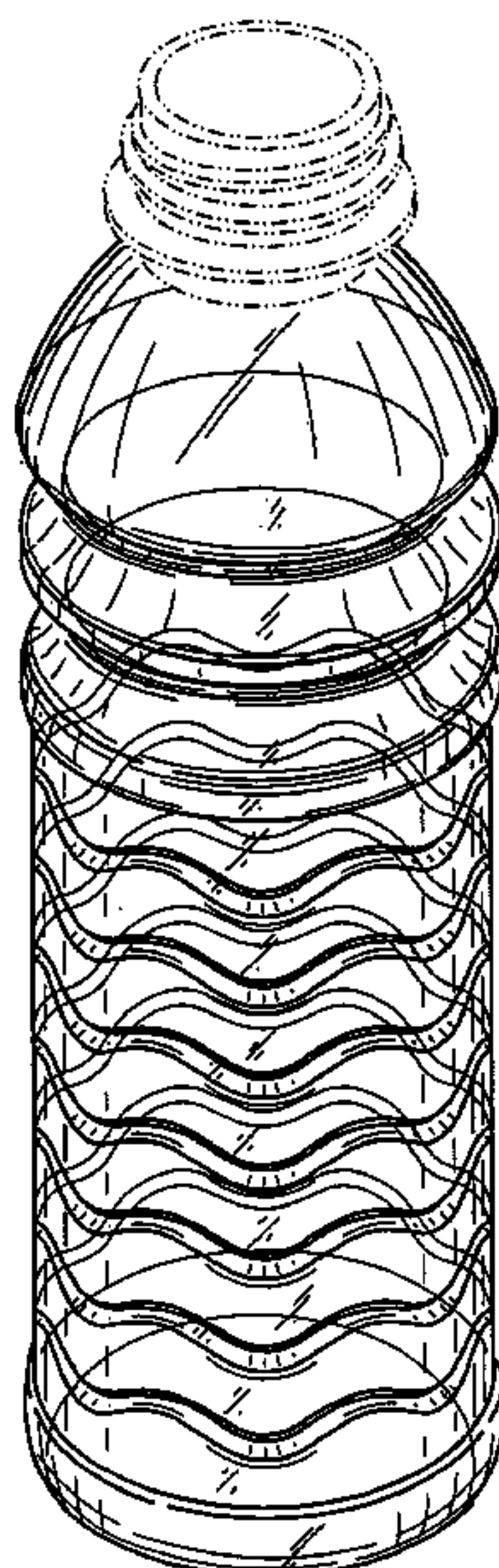


FIG. 1

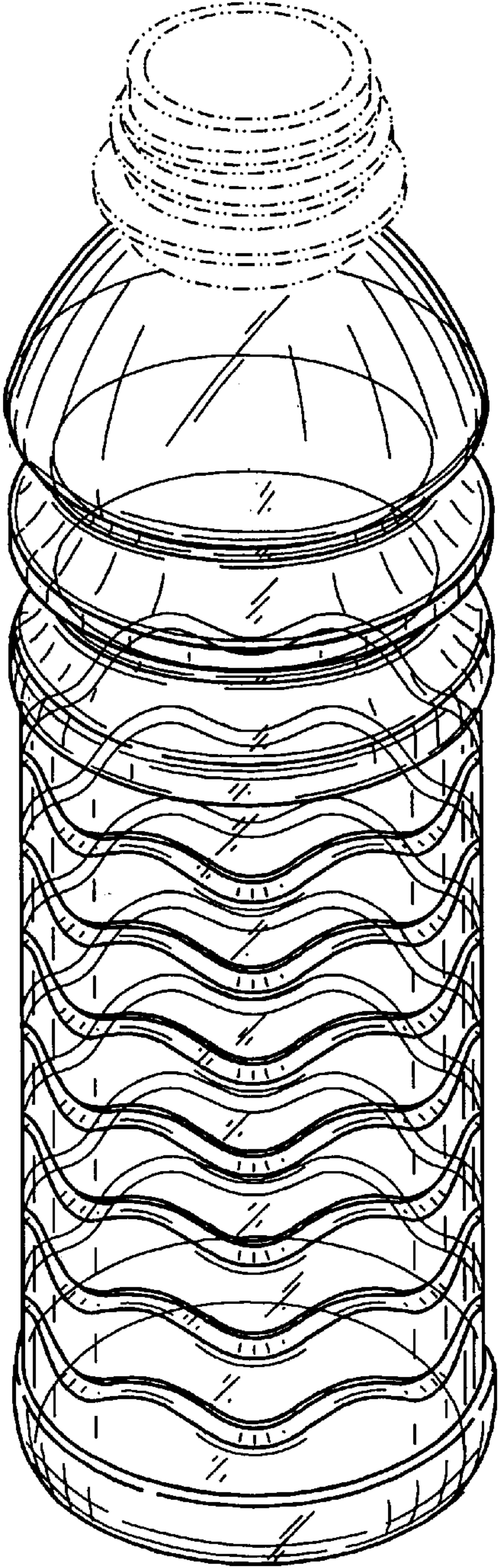


FIG. 2

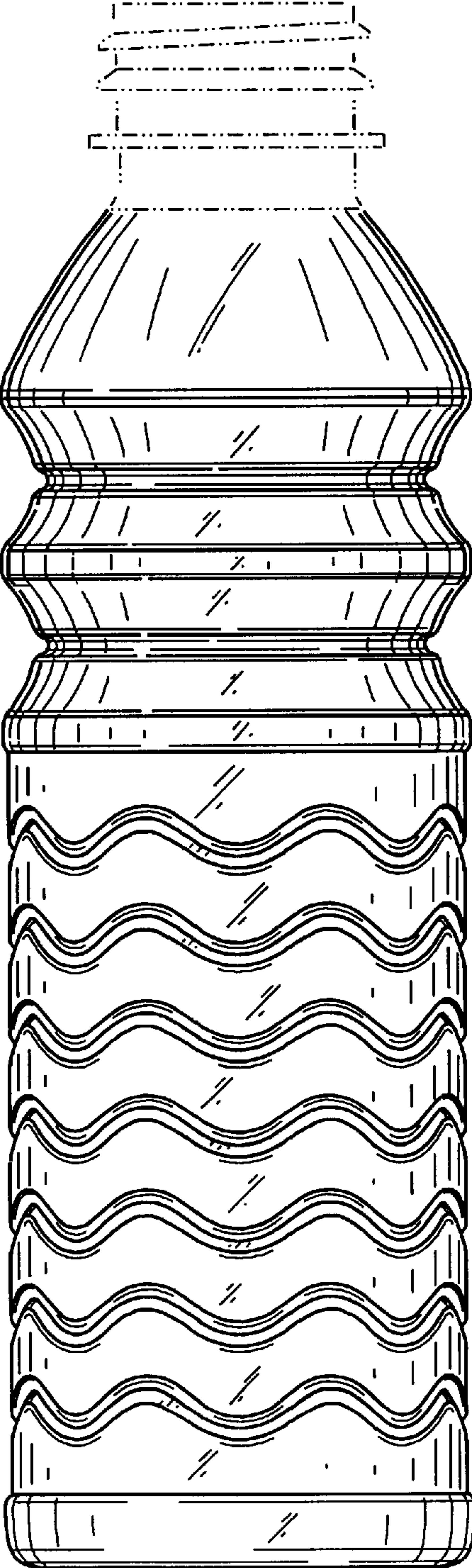


FIG. 3

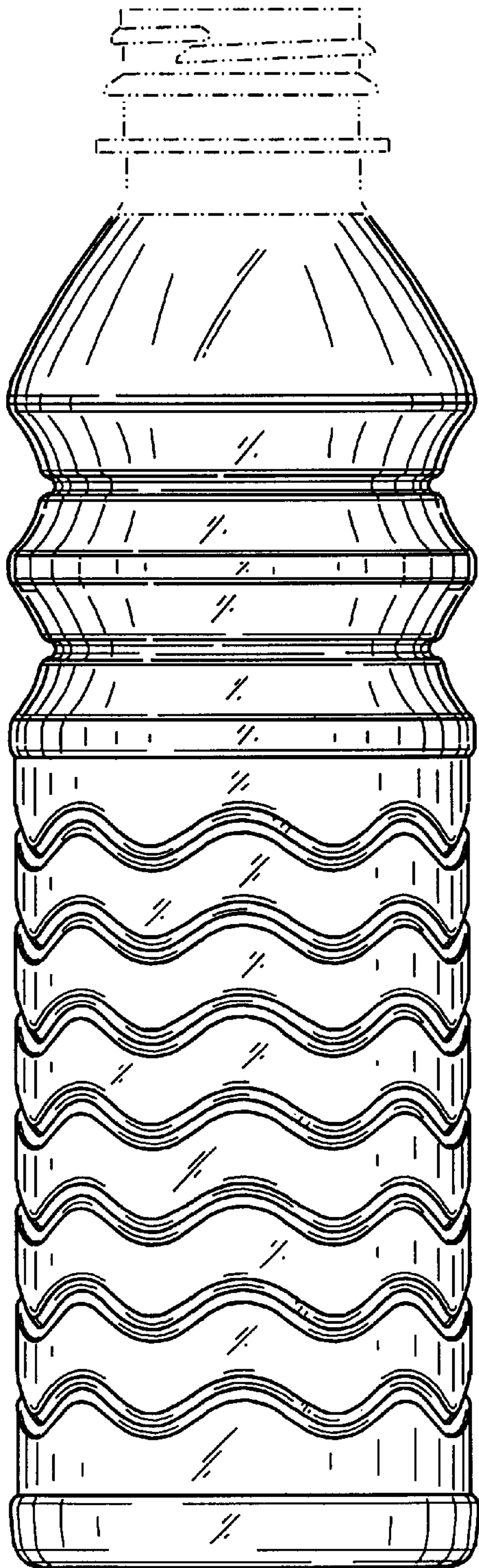


FIG. 4

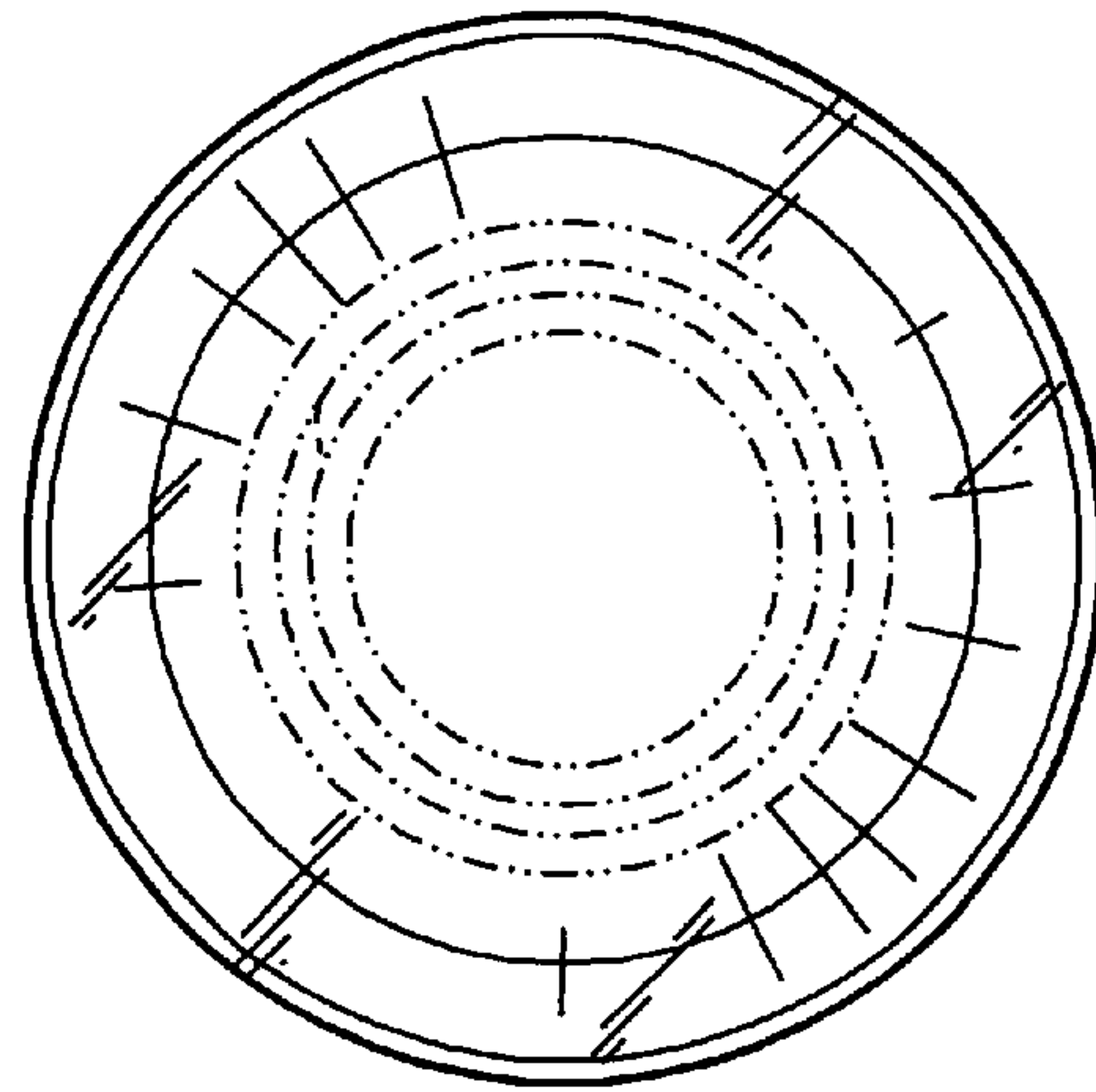


FIG. 5

