

US00D506917S

(12) **United States Design Patent**
Fields

(10) **Patent No.:** **US D506,917 S**

(45) **Date of Patent:** **** Jul. 5, 2005**

(54) **WALL PLATE**

(75) **Inventor:** **Betsy Ellen Fields, Silverton, CO (US)**

(73) **Assignee:** **Liberty Hardware Mfg. Corp.,
Winston-Salem, NC (US)**

(**) **Term:** **14 Years**

(21) **Appl. No.:** **29/194,318**

(22) **Filed:** **Nov. 21, 2003**

(51) **LOC (8) Cl.** **11-05**

(52) **U.S. Cl.** **D8/350**

(58) **Field of Search** **D8/350-353; 174/66**

(56) **References Cited**

U.S. PATENT DOCUMENTS

D187,921 S	*	5/1960	Prior	D8/353
D212,760 S	*	11/1968	Bordner	D8/353
D256,986 S	*	9/1980	Grieb	D8/353
4,459,736 A	*	7/1984	Judkins	439/894
4,504,698 A	*	3/1985	Greenwood	174/66
4,566,666 A	*	1/1986	Meska et al.	248/558
D410,898 S	*	6/1999	Lin	D13/177
D417,656 S	*	12/1999	Billhimer	D13/156
D448,649 S	*	10/2001	Billhimer	D8/353

D455,331 S	*	4/2002	Keenum et al.	D8/353
6,468,107 B1	*	10/2002	Nice et al.	439/536
6,786,766 B1	*	9/2004	Chopra	439/535

* cited by examiner

Primary Examiner—Stella Reid

Assistant Examiner—Mark A. Goodwin

(74) *Attorney, Agent, or Firm*—Edger A. Zarins; Lloyd D. Doigan

(57) **CLAIM**

The ornamental design for a wall plate, as shown and described.

DESCRIPTION

FIG. 1 is a perspective view of a wall plate showing my new design;

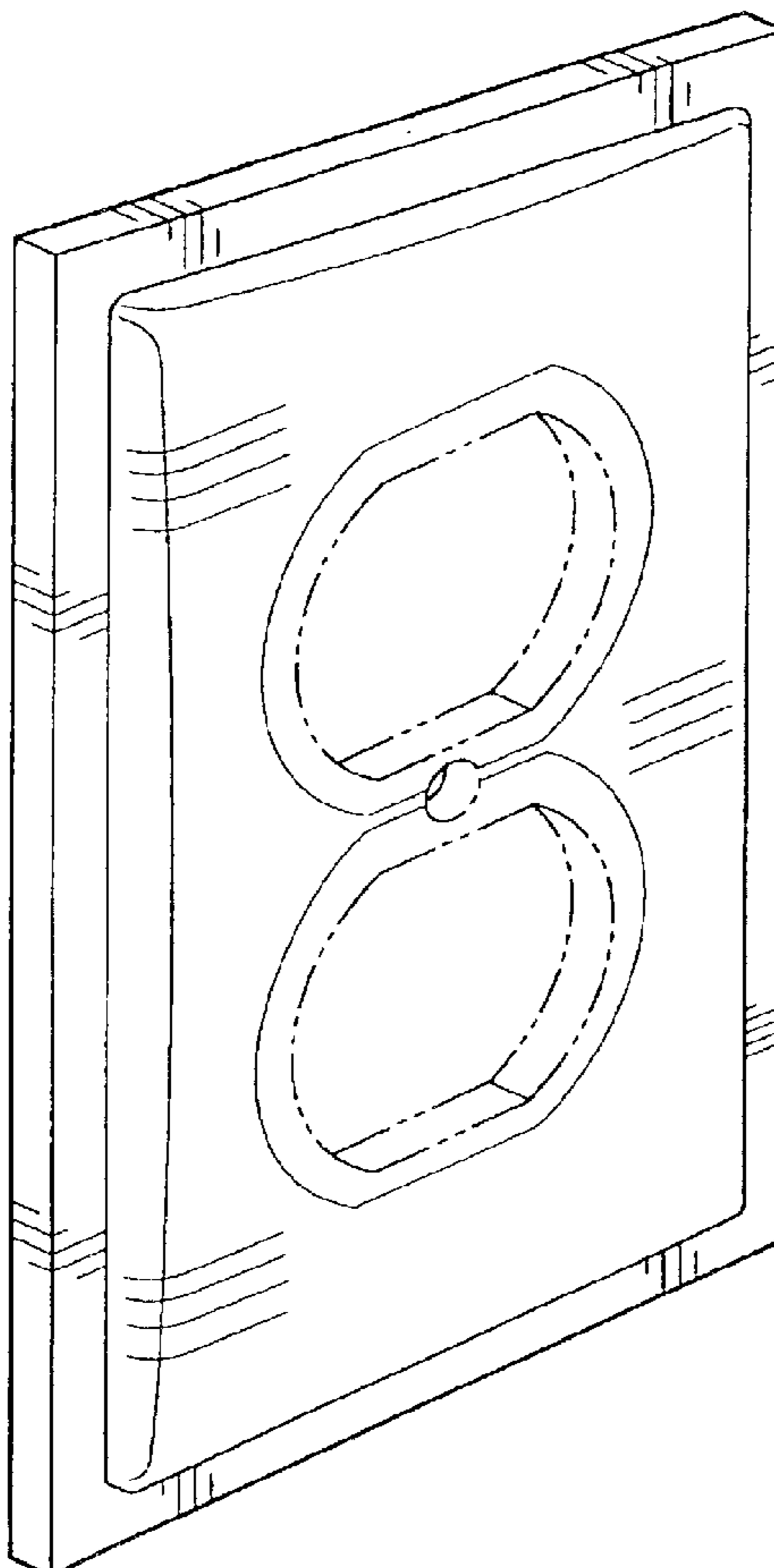
FIG. 2 is a front elevational view thereof;

FIG. 3 is a right side view thereof, the opposite side being a mirror image of the side shown; and,

FIG. 4 is a top end view thereof, the opposite end being a mirror image of the end shown.

The broken line showing is for illustrative purposes only and forms no part of the claimed design.

1 Claim, 2 Drawing Sheets



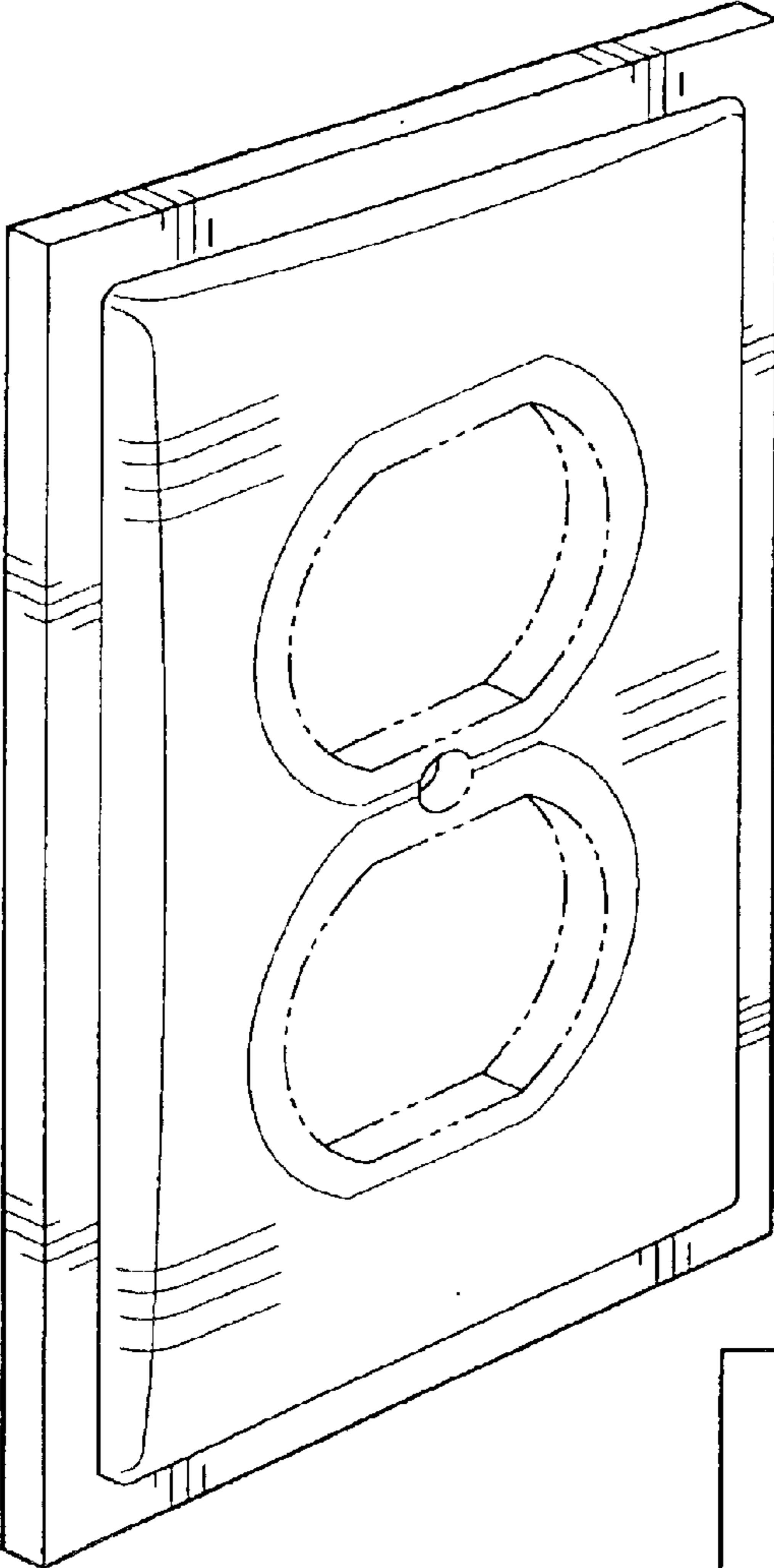


Fig-1

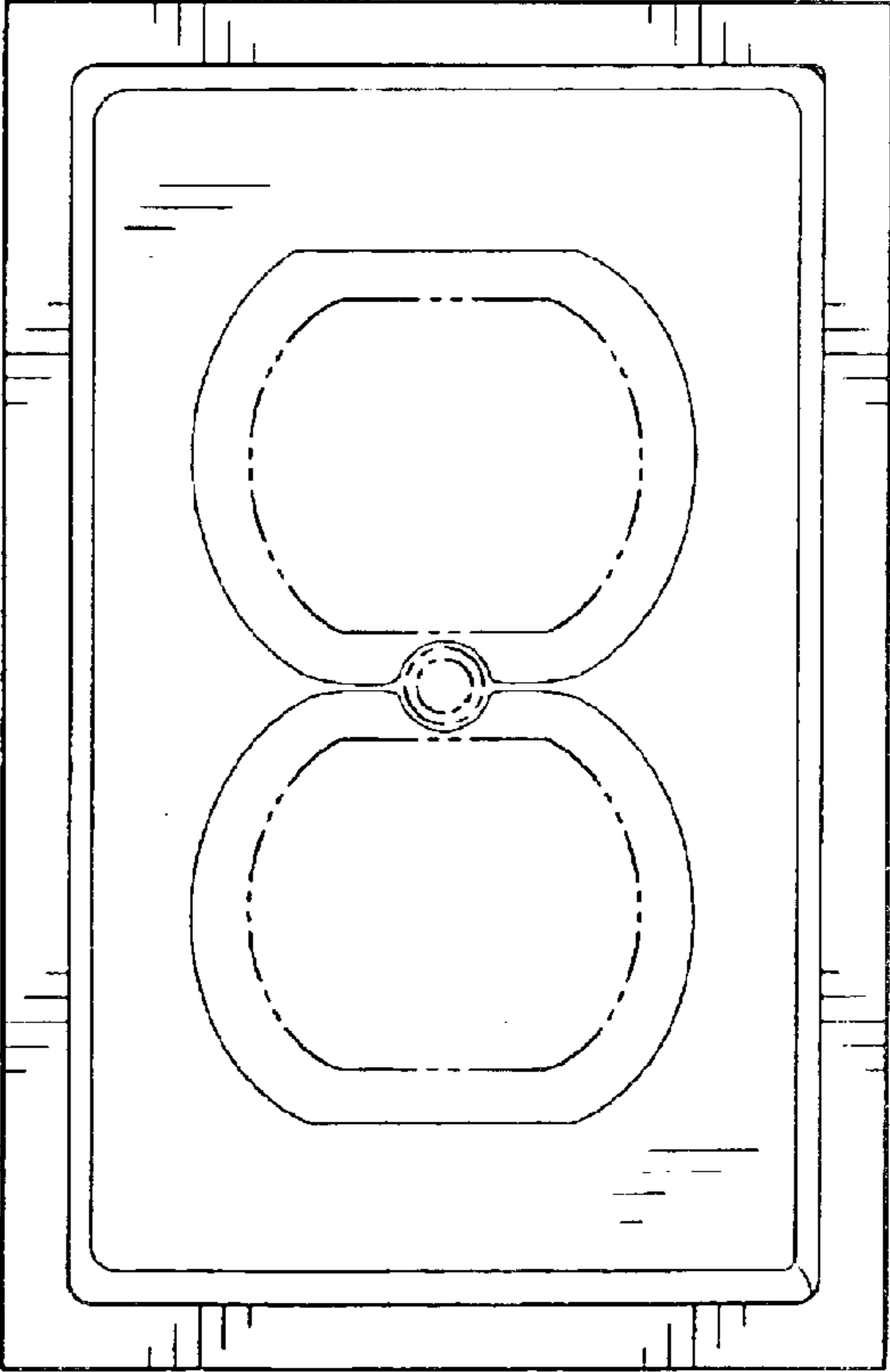


Fig-2



Fig-3




Fig-4