

US00D506885S

(12) **United States Design Patent**  
**Vaaler**

(10) **Patent No.:** **US D506,885 S**  
(45) **Date of Patent:** **\*\* Jul. 5, 2005**

(54) **CABINET**

D425,330 S 5/2000 O'Hare ..... D6/445  
D451,700 S 12/2001 Vaaler ..... D6/445

(75) **Inventor:** **Lawrence I. Vaaler**, Boone, NC (US)

\* cited by examiner

(73) **Assignee:** **Bernhardt, L.L.C.**, Lenoir, NC (US)

*Primary Examiner*—Cathron C. Brooks

(\*\*) **Term:** **14 Years**

(74) *Attorney, Agent, or Firm*—MacCord Mason PLLC

(21) **Appl. No.:** **29/211,096**

(57) **CLAIM**

(22) **Filed:** **Aug. 11, 2004**

The ornamental design for a cabinet, as shown and described.

(51) **LOC (8) Cl.** ..... **06-04**

**DESCRIPTION**

(52) **U.S. Cl.** ..... **D6/470; D6/437**

(58) **Field of Search** ..... D6/432, 436-441,  
D6/445-448, 470-472; 312/114, 204, 224

FIG. 1 is a perspective view of a cabinet showing my new design;  
FIG. 2 is a front view thereof; and,  
FIG. 3 is a side view, the opposite side being a mirror image thereof.


(56) **References Cited**

The dotted lines showing the hardware is for illustrative purposes only and form no part of the claimed design.

**U.S. PATENT DOCUMENTS**

D372,375 S \* 8/1996 Walters et al. .... D6/438  
D390,719 S \* 2/1998 Walters et al. .... D6/438  
D425,329 S 5/2000 O'Hare ..... D6/445

**1 Claim, 3 Drawing Sheets**






FIG. 1




FIG. 2

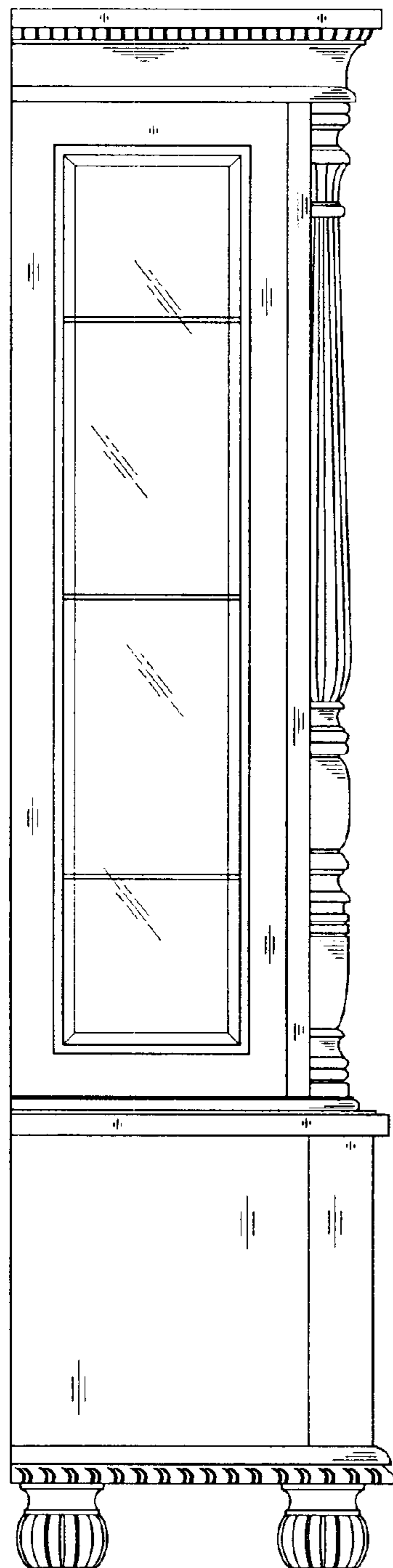


FIG. 3