

US00D506883S

(12) **United States Design Patent**  
**Vaaler**

(10) **Patent No.:** **US D506,883 S**  
(45) **Date of Patent:** **\*\* Jul. 5, 2005**

(54) **ARMOIRE**

D469,275 S 1/2003 McDaniel et al. .... D6/441

(75) **Inventor:** **Lawrence I. Vaaler**, Boone, NC (US)

(73) **Assignee:** **Bernhardt, L.L.C.**, Lenoir, NC (US)

(\*\*) **Term:** **14 Years**

(21) **Appl. No.:** **29/211,094**

(22) **Filed:** **Aug. 11, 2004**

(51) **LOC (8) Cl.** ..... **06-04**

(52) **U.S. Cl.** ..... **D6/446**

(58) **Field of Search** ..... D6/432, 436-441,  
D6/445-448; 312/114, 204, 224

(56) **References Cited**

**U.S. PATENT DOCUMENTS**

- D150,722 S \* 8/1948 Neville ..... D6/439
- D224,197 S \* 7/1972 Peters ..... D6/446
- D403,884 S \* 1/1999 Corella ..... D6/434
- D416,403 S \* 11/1999 Cain ..... D6/445
- D446,048 S \* 8/2001 Sabo et al. .... D6/446
- D457,348 S \* 5/2002 Maitland-Smith ..... D6/434

**OTHER PUBLICATIONS**

Ethan Allen, 1998, p. 300, Video Cabinet,, photocopy enclosed.

\* cited by examiner

*Primary Examiner*—Cathron C. Brooks

(74) *Attorney, Agent, or Firm*—MacCord Mason PLLC

(57) **CLAIM**

The ornamental design for an armoire, as shown and described.

**DESCRIPTION**


FIG. 1 is a perspective view of a armoire showing my new design;

FIG. 2 is a front view thereof; and,

FIG. 3 is a side view, the opposite side being a mirror image thereof.

The broken lines showing the hardware is for illustrative purposes only and forms no part of the claimed design.

**1 Claim, 3 Drawing Sheets**



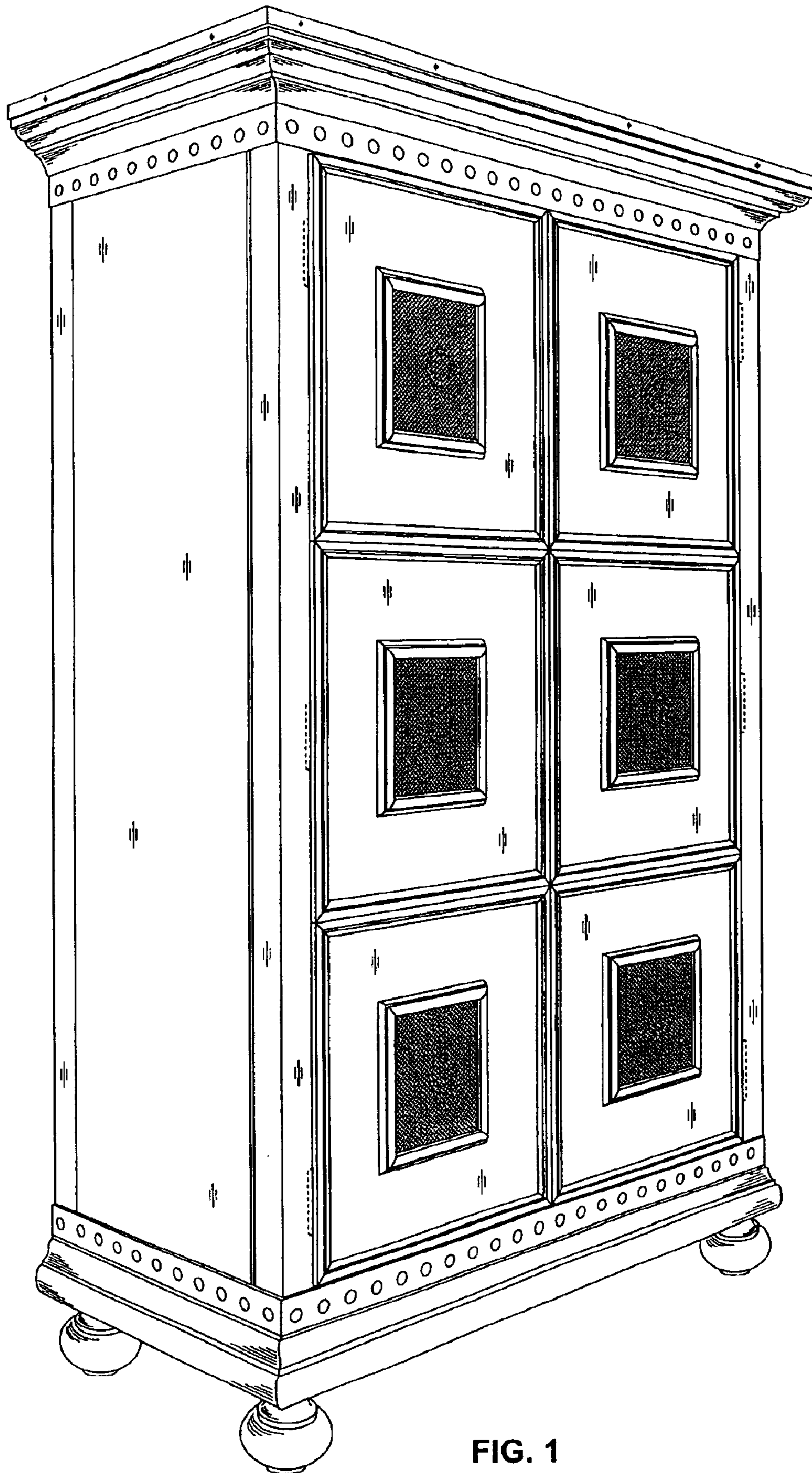


FIG. 1




FIG. 2

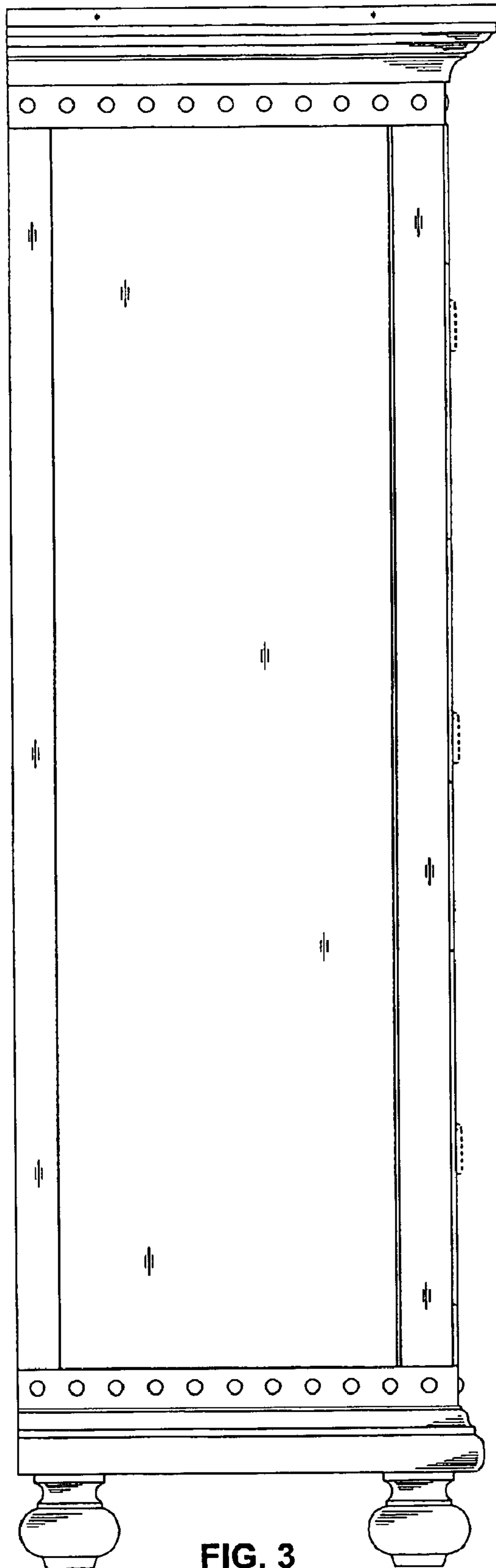


FIG. 3