



US00D506882S

(12) **United States Design Patent**  
**Berry et al.**

(10) **Patent No.:** **US D506,882 S**  
(45) **Date of Patent:** **\*\* Jul. 5, 2005**

(54) **CABINET**

(75) Inventors: **Rick Berry**, Hickory, NC (US); **Dave Clark**, Charlotte, NC (US)

(73) Assignee: **Bernhardt, L.L.C.**, Lenoir, NC (US)

(\*\*) Term: **14 Years**

(21) Appl. No.: **29/211,098**

(22) Filed: **Aug. 11, 2004**

(51) **LOC (8) Cl.** ..... **06-04**

(52) **U.S. Cl.** ..... **D6/436; D6/438; D6/446**

(58) **Field of Search** ..... **D6/432, 436-441, D6/445-448; 312/114, 204, 224**

(56) **References Cited**

**U.S. PATENT DOCUMENTS**

D113,318 S	*	2/1939	Barnett	.....	D6/438
D125,862 S	*	3/1941	Kranz	.....	D6/397
D313,902 S	*	1/1991	Yau Kee	.....	D6/446
D488,637 S	*	4/2004	Stanton	.....	D6/438

**OTHER PUBLICATIONS**

Thomasville Chateau Marmont Bar Cabinet, [www.thomasville.com/Products/Product.asp?ItemID=2425&bhcp=1](http://www.thomasville.com/Products/Product.asp?ItemID=2425&bhcp=1), photocopy enclosed.

Elysee Cabinet, photocopy enclosed.

\* cited by examiner

*Primary Examiner*—Cathron C. Brooks

(74) *Attorney, Agent, or Firm*—MacCord Mason PLLC

(57) **CLAIM**

The ornamental design for a cabinet, as shown and described.

**DESCRIPTION**

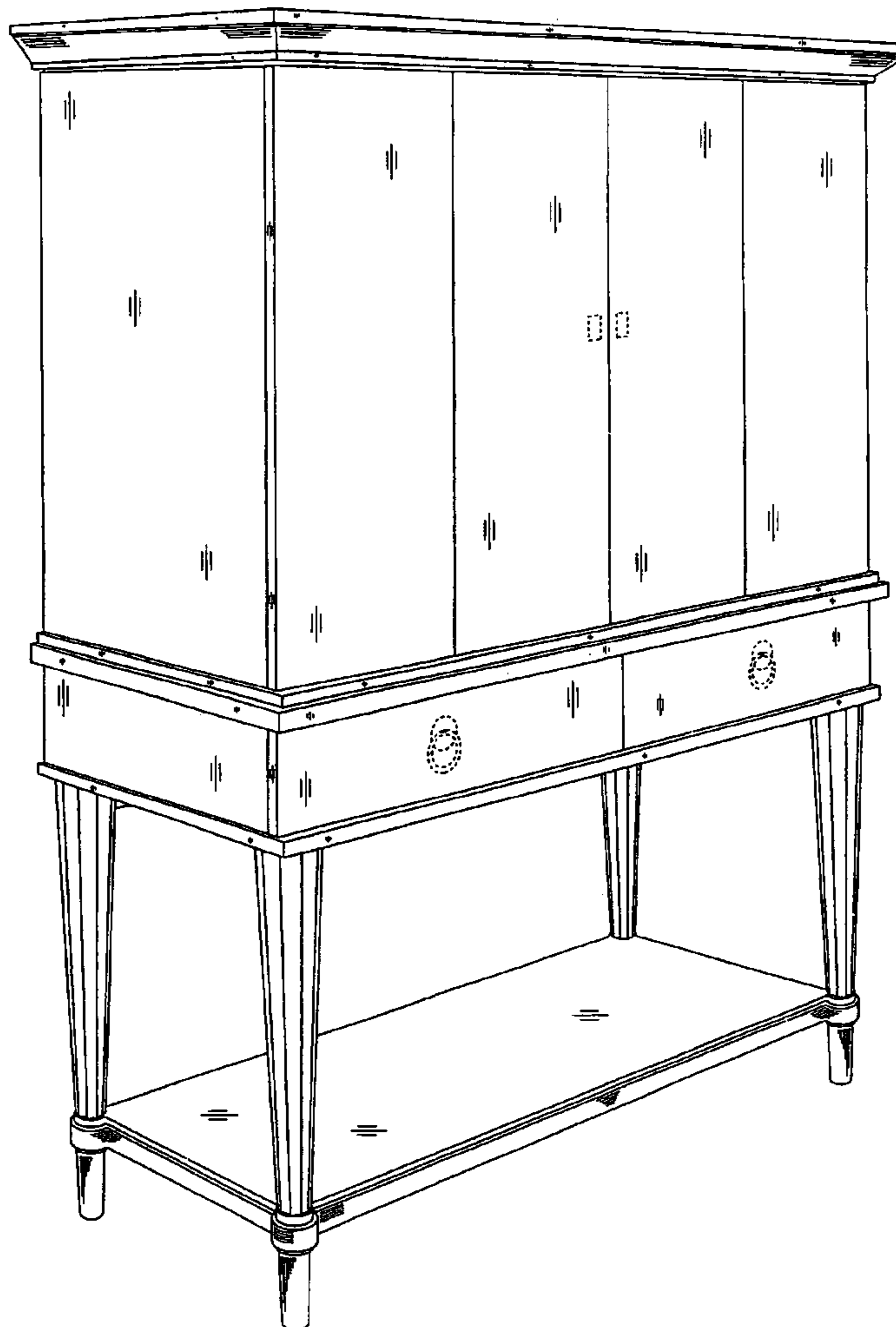
FIG. 1 is a perspective view of a cabinet showing my new design;

FIG. 2 is a front view thereof; and,

FIG. 3 is a side view, the opposite side being a mirror image thereof.

The broken lines showing the hardware is for illustrative purposes only and forms no part of the claimed design.

**1 Claim, 3 Drawing Sheets**



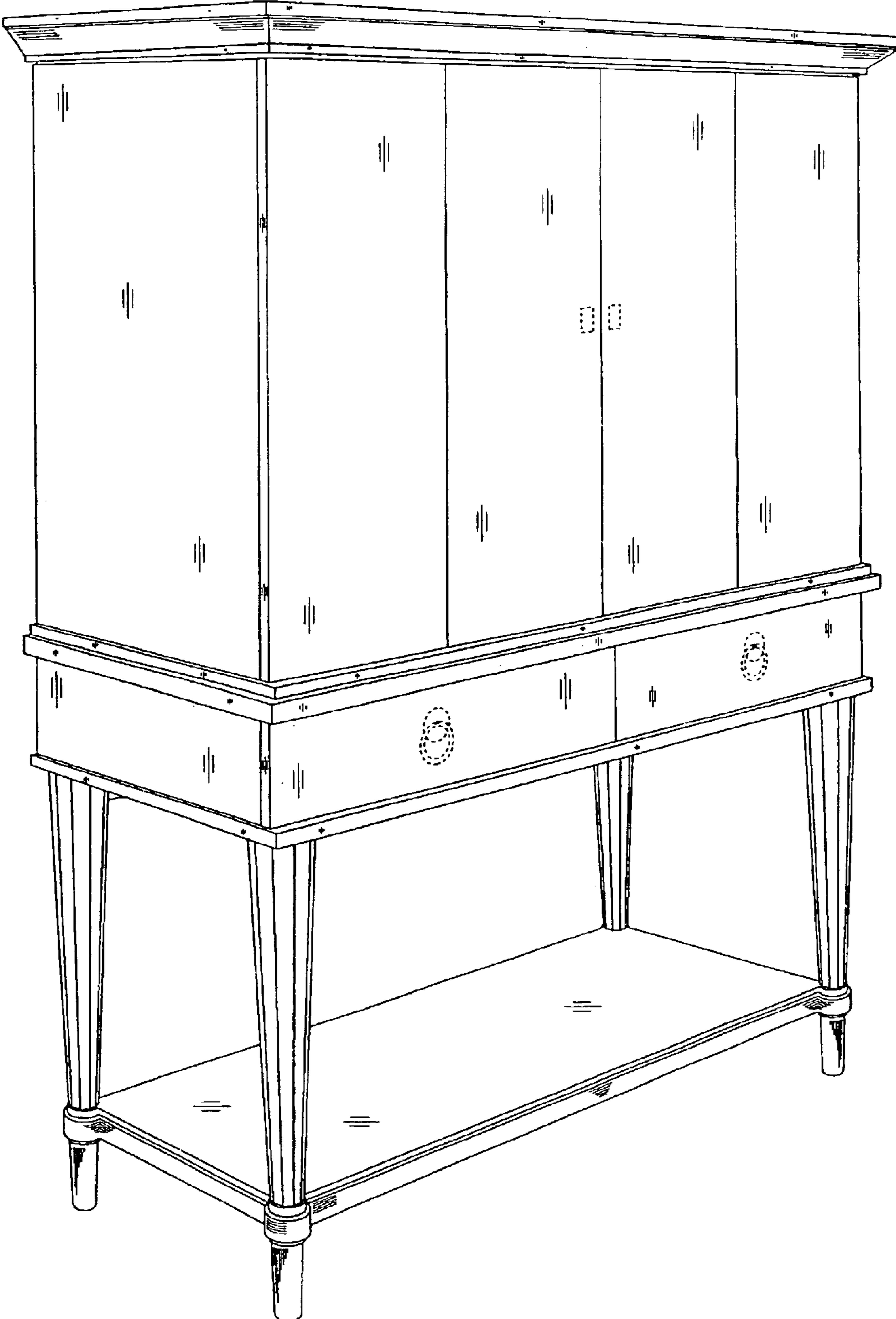


FIG. 1

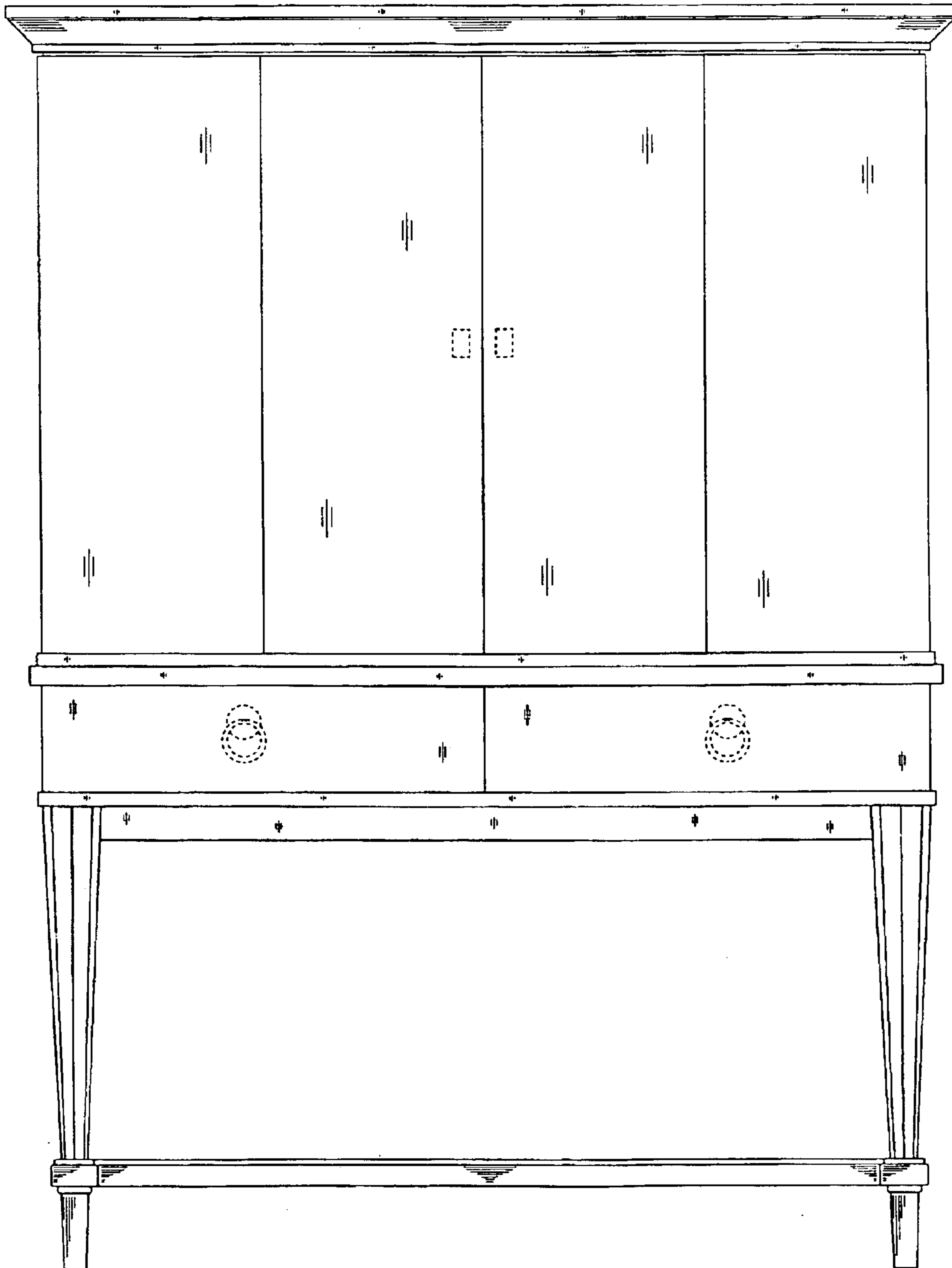


FIG. 2

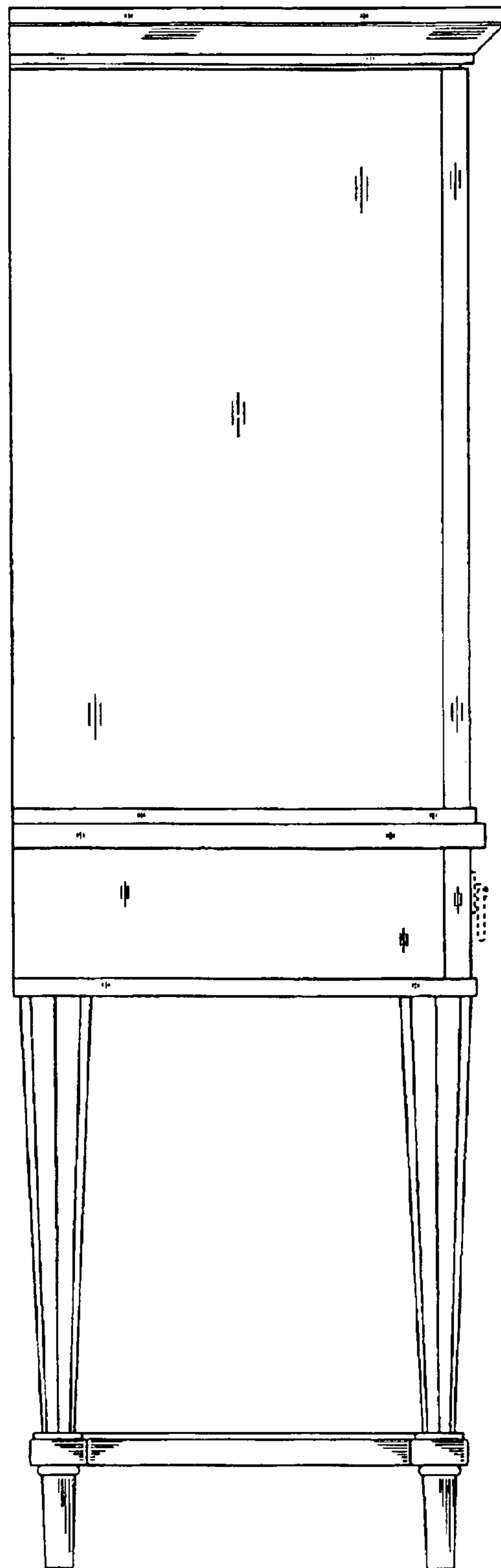


FIG. 3