

US00D506873S

(12) **United States Design Patent**  
**Kling**

(10) **Patent No.:** **US D506,873 S**  
(45) **Date of Patent:** **\*\* Jul. 5, 2005**

(54) **TOOTHBRUSH**

(75) **Inventor:** **Björn Kling**, Königstein (DE)  
(73) **Assignee:** **The Gillette Company**, Boston, MA (US)  
(\*\*) **Term:** **14 Years**

(21) **Appl. No.:** **29/212,112**  
(22) **Filed:** **Aug. 26, 2004**

(51) **LOC (8) Cl.** ..... **04-02**  
(52) **U.S. Cl.** ..... **D4/104**  
(58) **Field of Search** ..... D4/101, 104-112, D4/132, 134; 15/143.1, 167.1, 167.2, 207.2, DIG. 5; 16/110.1, 430, 431; 132/308, 390, 311; 601/139, 141; D8/107

(56) **References Cited**

**U.S. PATENT DOCUMENTS**

D369,471 S \* 5/1996 Schneider ..... D4/104  
D418,981 S \* 1/2000 Cheong et al. .... D4/104  
D433,815 S \* 11/2000 Denhez et al. .... D4/104  
D454,252 S \* 3/2002 Lee ..... D4/104  
D456,139 S \* 4/2002 Hohlbein ..... D4/104  
D478,425 S \* 8/2003 Ping ..... D4/104

**FOREIGN PATENT DOCUMENTS**

JP 2002085159 A \* 3/2002 ..... A46B/9/04

**OTHER PUBLICATIONS**

AU 146620 S Industrial Design Application, (Braun GmbH) Jan. 29, 2002, [online], [retrieved on Feb. 5, 2005] Retrieved from the Australian Government IP Australia Designs Database using internet <URL: www.ipaustralia.gov.au>.\*

\* cited by examiner

*Primary Examiner*—Alan P. Douglas  
*Assistant Examiner*—Lavone D. Tabor  
(74) *Attorney, Agent, or Firm*—Fish & Richardson P.C.

(57) **CLAIM**

The ornamental design for a toothbrush, as shown and described.

**DESCRIPTION**

FIG. 1 is a perspective view of a toothbrush showing the new design;

FIG. 2 is a front view of the toothbrush of FIG. 1;

FIG. 3 is a right side view of the toothbrush of FIG. 1;

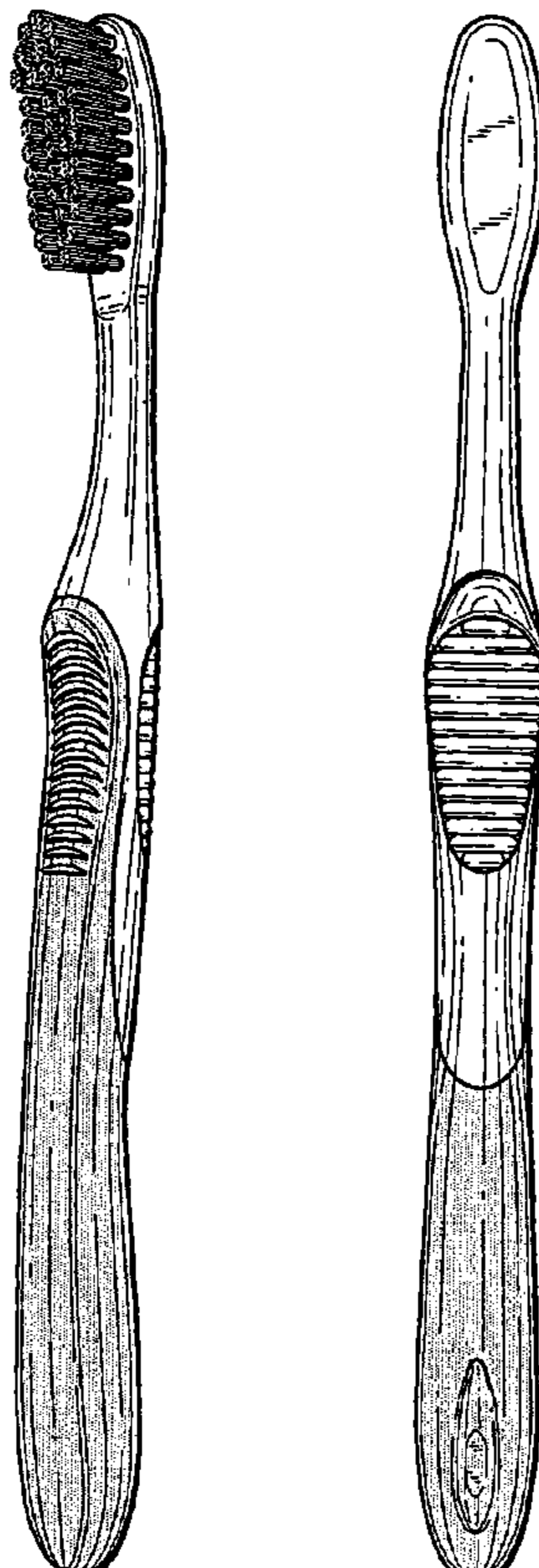
FIG. 4 is a rear view of the toothbrush of FIG. 1;

FIG. 5 is a left side view of the toothbrush of FIG. 1;

FIG. 6 is a top plan view of the toothbrush of FIG. 1; and,

FIG. 7 is a bottom plan view of the toothbrush of FIG. 1.

**1 Claim, 1 Drawing Sheet**



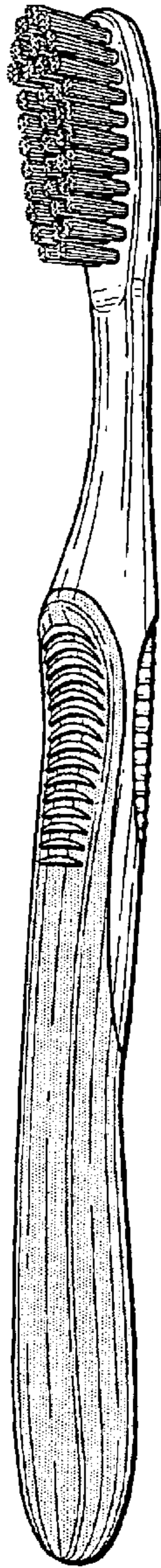


Fig. 1

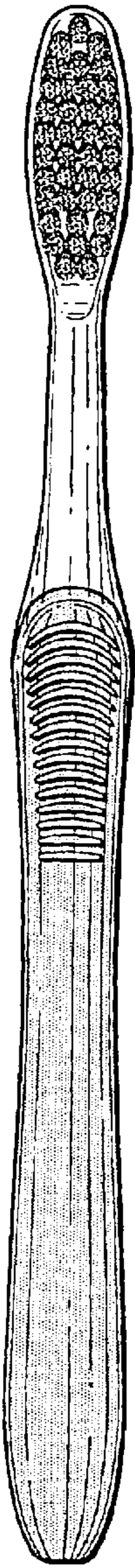


Fig. 2

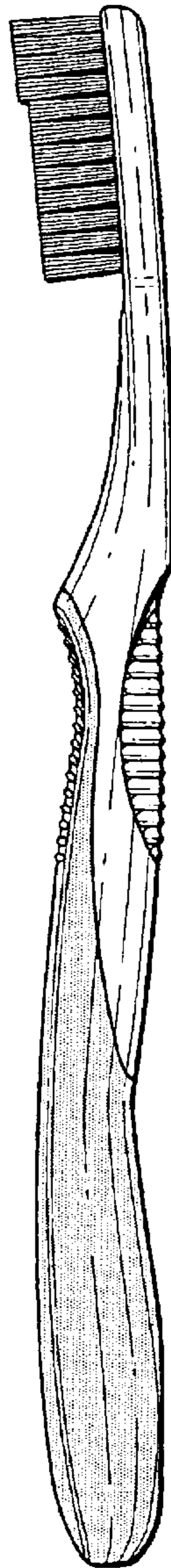


Fig. 3



Fig. 4

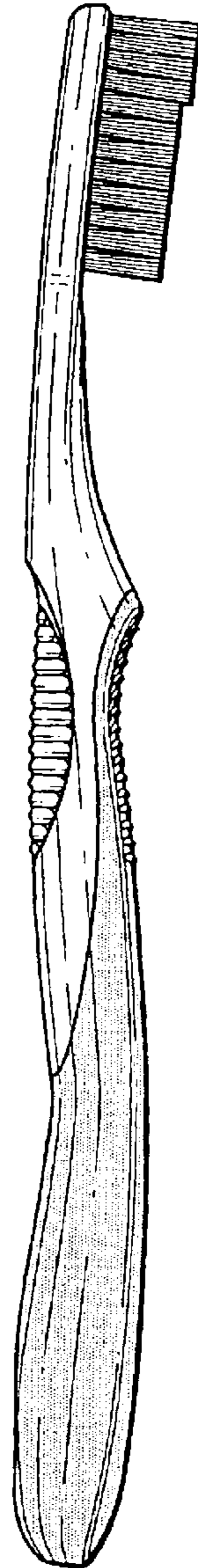


Fig. 5



Fig. 6

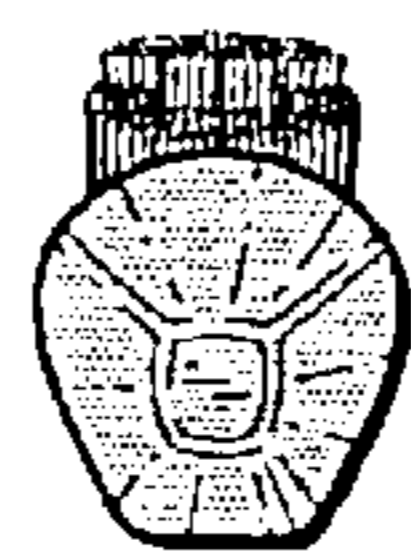


Fig. 7