

US00D506872S

(12) **United States Design Patent**
Winkler et al.

(10) **Patent No.:** **US D506,872 S**
(45) **Date of Patent:** **** Jul. 5, 2005**

(54) **TOOTHBRUSH HEAD**

D482,199 S * 11/2003 De Salvo D4/104
D487,195 S 3/2004 Winkler

(75) Inventors: **Till Winkler**, Kronberg (DE); **Jens Störkel**, Frankfurt (DE)

FOREIGN PATENT DOCUMENTS

(73) Assignee: **The Gillette Company**, Boston, MA (US)

DE 40208861.1 3/2003
FR 2548528 A1 * 1/1985 A46B/9/04
JP 11099016 A * 4/1999 A46B/9/04
JP 2002345556 A * 12/2002 A46B/9/04

(**) Term: **14 Years**

* cited by examiner

(21) Appl. No.: **29/211,466**

Primary Examiner—Alan P. Douglas

(22) Filed: **Aug. 17, 2004**

Assistant Examiner—Lavone D. Tabor

(30) **Foreign Application Priority Data**

(74) *Attorney, Agent, or Firm*—Fish & Richardson P.C.

Apr. 30, 2004 (EM) 000173273

(57) **CLAIM**

(51) **LOC (8) Cl.** **04-02**

The ornamental design for a toothbrush head, as shown and described.

(52) **U.S. Cl.** **D4/104**

DESCRIPTION

(58) **Field of Search** D4/104–112, 130,
D4/132, 134; 15/110, 167.1, 167.2, 207.2,
DIG. 5, DIG. 6; 132/308, 309, 311; 601/139,
141

FIG. 1 is a perspective view of a toothbrush head showing the new design;

FIG. 2 is a front view of the toothbrush head of FIG. 1;

FIG. 3 is a right side view of the toothbrush head of FIG. 1;

FIG. 4 is a left side view of the toothbrush head of FIG. 1;

FIG. 5 is a rear view of the toothbrush head of FIG. 1; and,

FIG. 6 is a top plan view of the toothbrush head of FIG. 1.

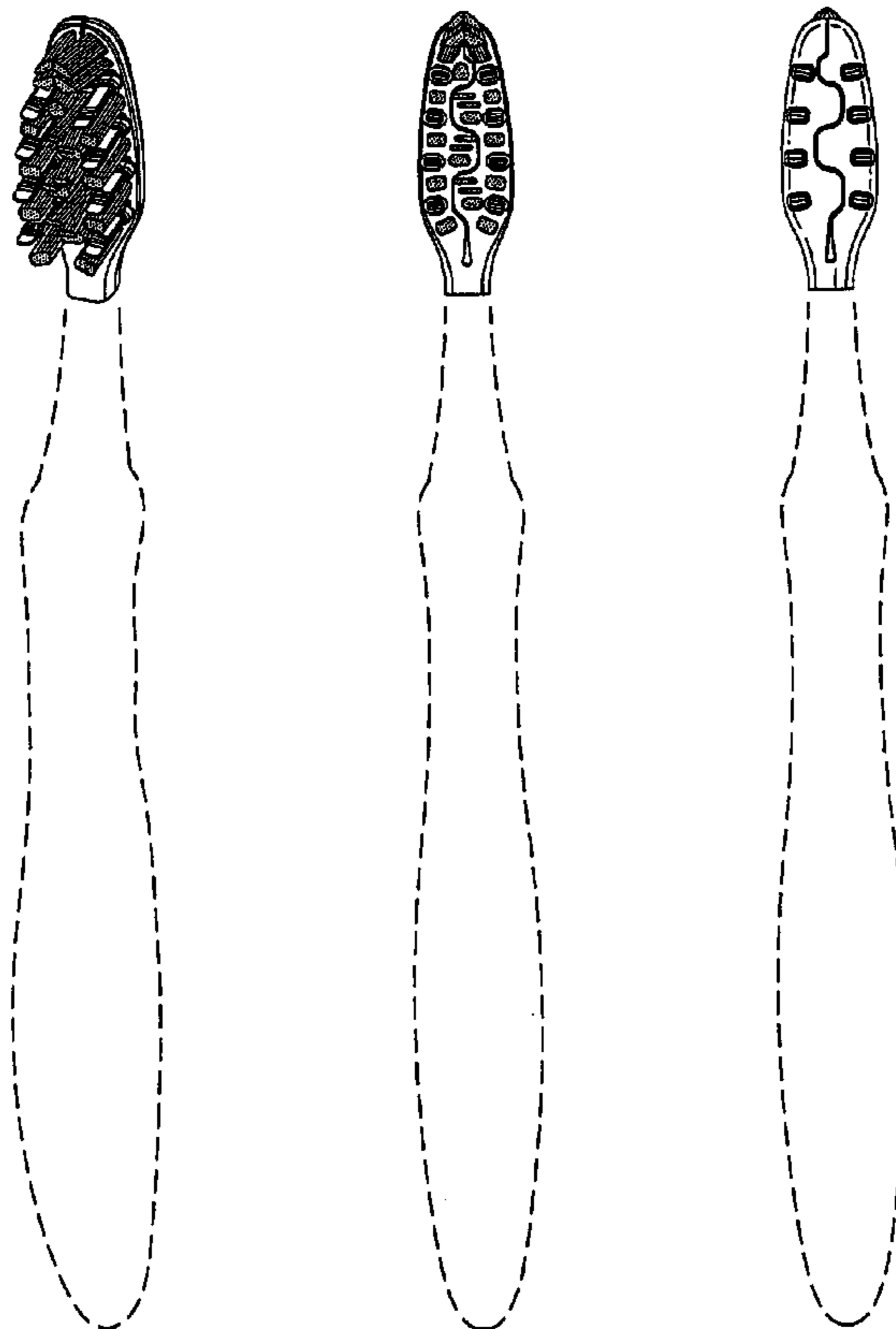
The broken lines are environmental and are for illustrative purposes only and do not form part of the claimed design.

(56) **References Cited**

U.S. PATENT DOCUMENTS

1,142,698 A * 6/1915 Grove et al. 15/207.2 X
5,802,656 A * 9/1998 Dawson et al. 15/110
5,930,861 A * 8/1999 White 15/167.1
D421,339 S * 3/2000 Jeannet et al. D4/104
D450,457 S * 11/2001 Hohlbein D4/104

1 Claim, 3 Drawing Sheets






Fig. 1




Fig. 2



Fig. 3

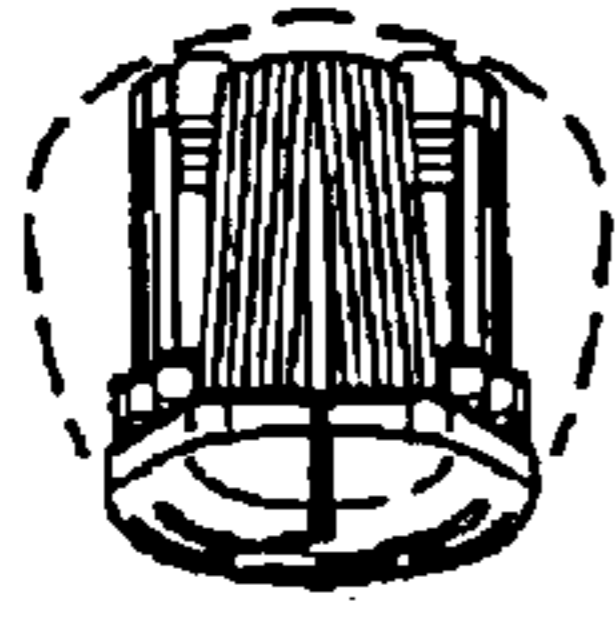


Fig. 6




Fig. 5




Fig. 4