

US00D506866S

(12) **United States Design Patent**
Catania

(10) **Patent No.:** **US D506,866 S**

(45) **Date of Patent:** **** Jul. 5, 2005**

(54) **SCISSORS CASE**

D396,345 S * 7/1998 Sanderson D3/204
D484,684 S * 1/2004 Eldon et al. D3/205

(76) **Inventor:** **Anthony J. Catania**, 1709 Paxton,
Carrollton, TX (US) 75007

* cited by examiner

(**) **Term:** **14 Years**

Primary Examiner—Philip S. Hyder

(74) *Attorney, Agent, or Firm*—F. Lindsey Scott

(21) **Appl. No.:** **29/202,727**

(57) **CLAIM**

(22) **Filed:** **Apr. 5, 2004**

The ornamental design for a scissors case, as shown and described.

(51) **LOC (8) Cl.** **03-01**

(52) **U.S. Cl.** **D3/269; D3/294; D3/201**

(58) **Field of Search** **D3/201, 205, 254,**
D3/269, 273, 294; 206/349, 373, 372, 363

DESCRIPTION

FIG. 1 is an isometric top view of a scissors case embodying the design of my invention;
FIG. 2 is a front view thereof;
FIG. 3 is a right view thereof;
FIG. 4 is a top view thereof;
FIG. 5 a back view thereof;
FIG. 6 is a left view thereof; and,
FIG. 7 is a bottom view.

(56) **References Cited**

U.S. PATENT DOCUMENTS

D209,091 S * 10/1967 Daniel D3/204
D250,732 S * 1/1979 Goldschmidt D3/204
D356,676 S * 3/1995 Sanderson D3/204
D358,763 S * 5/1995 Weatherford et al. D9/415
D359,678 S * 6/1995 Weatherford et al. D9/415

1 Claim, 3 Drawing Sheets

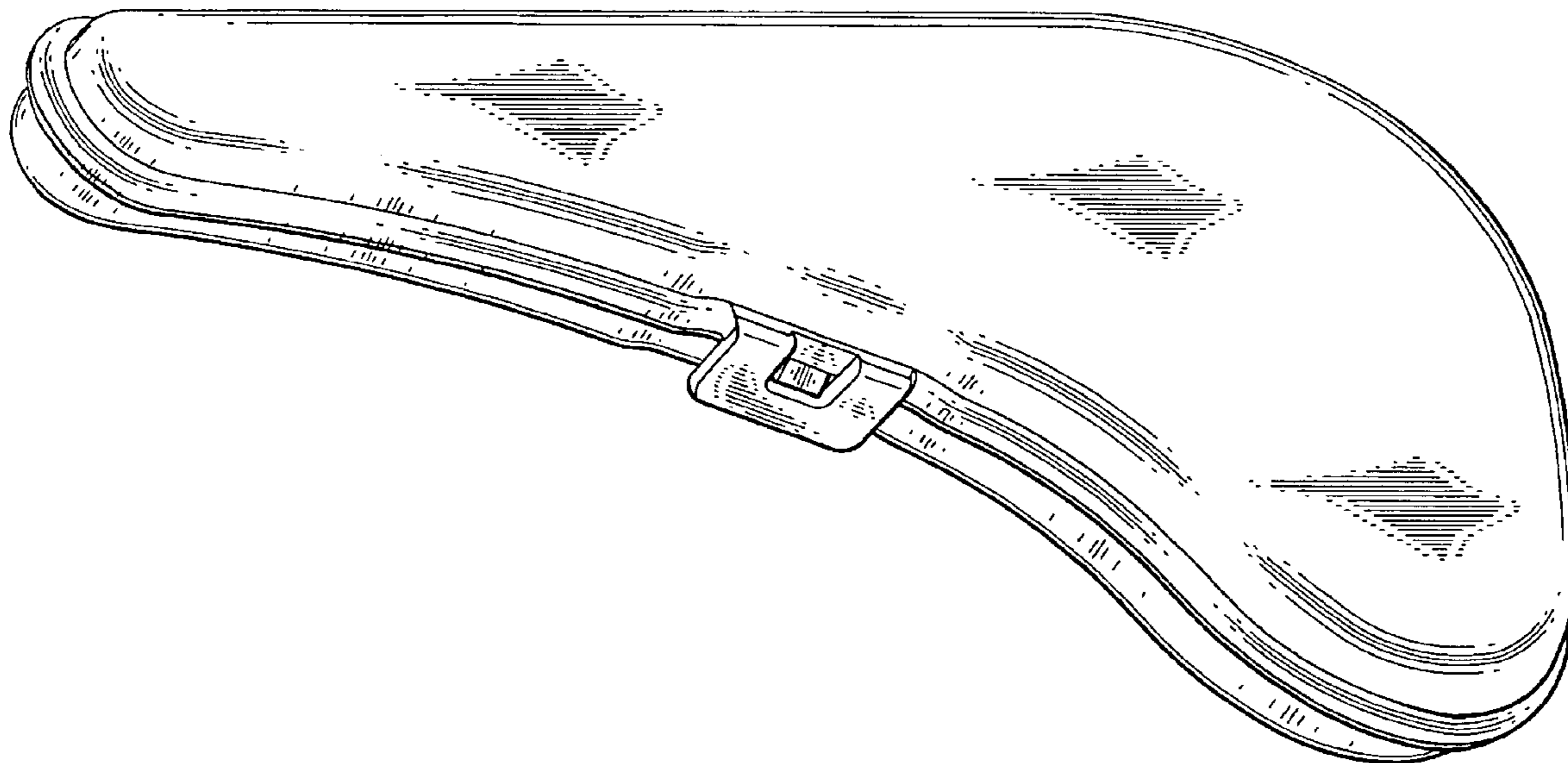


FIG. 1

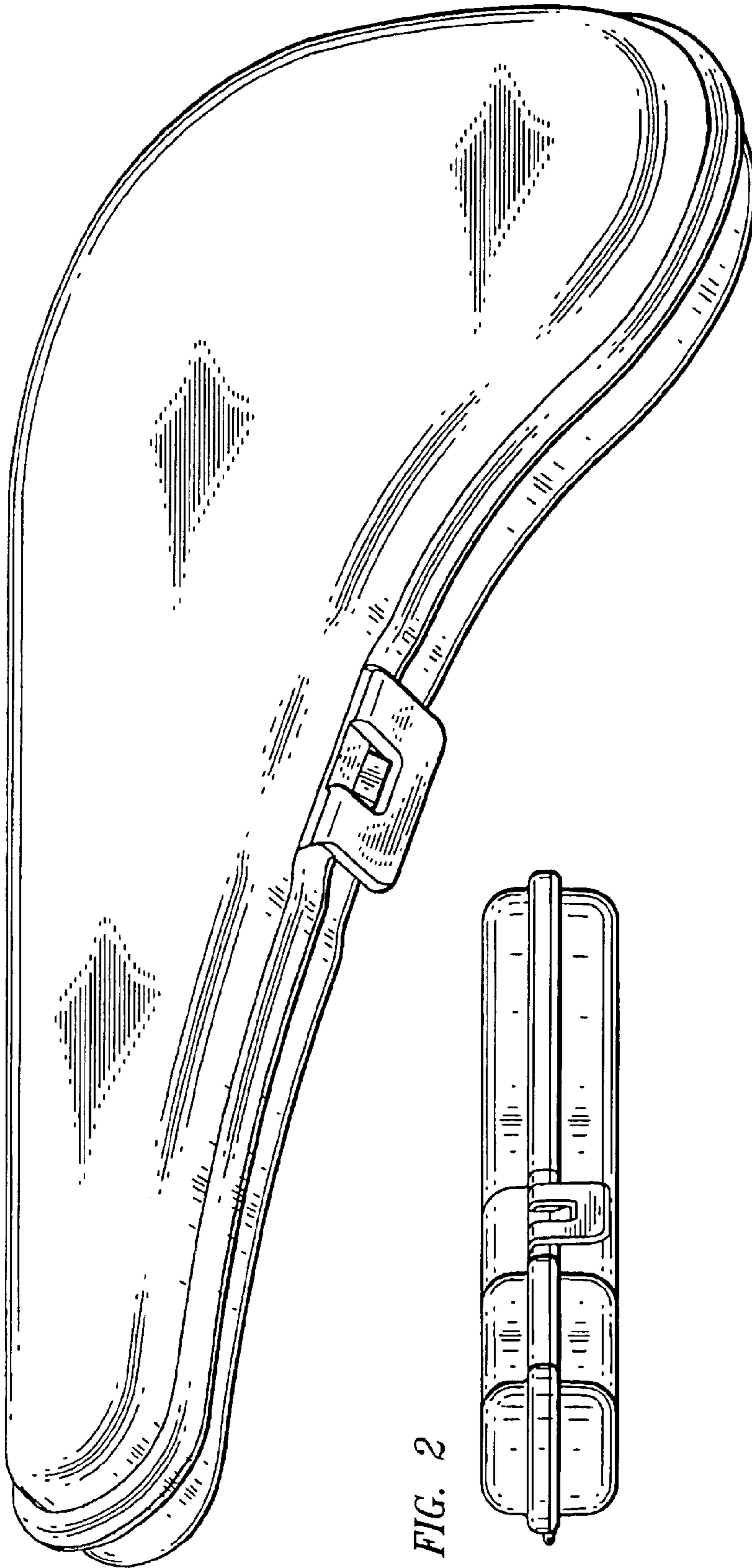


FIG. 2

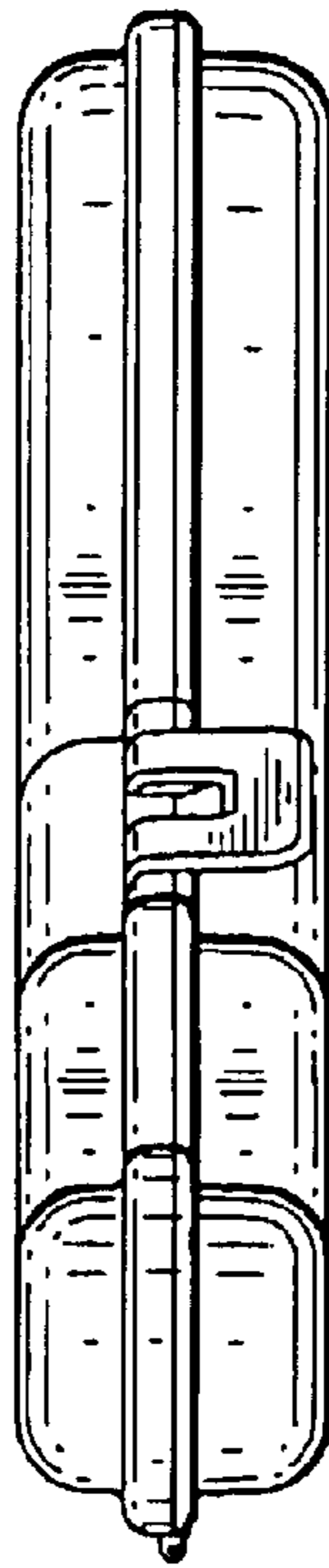


FIG. 3

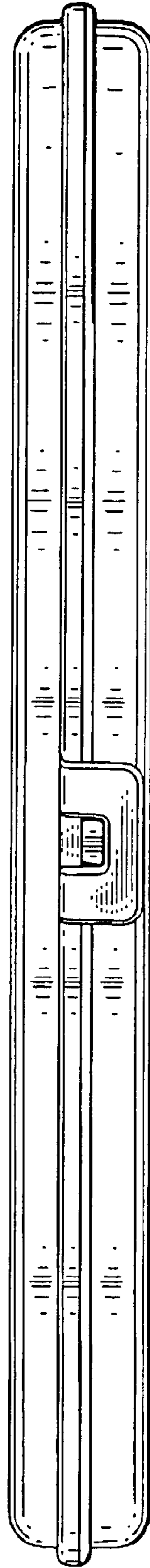


FIG. 4

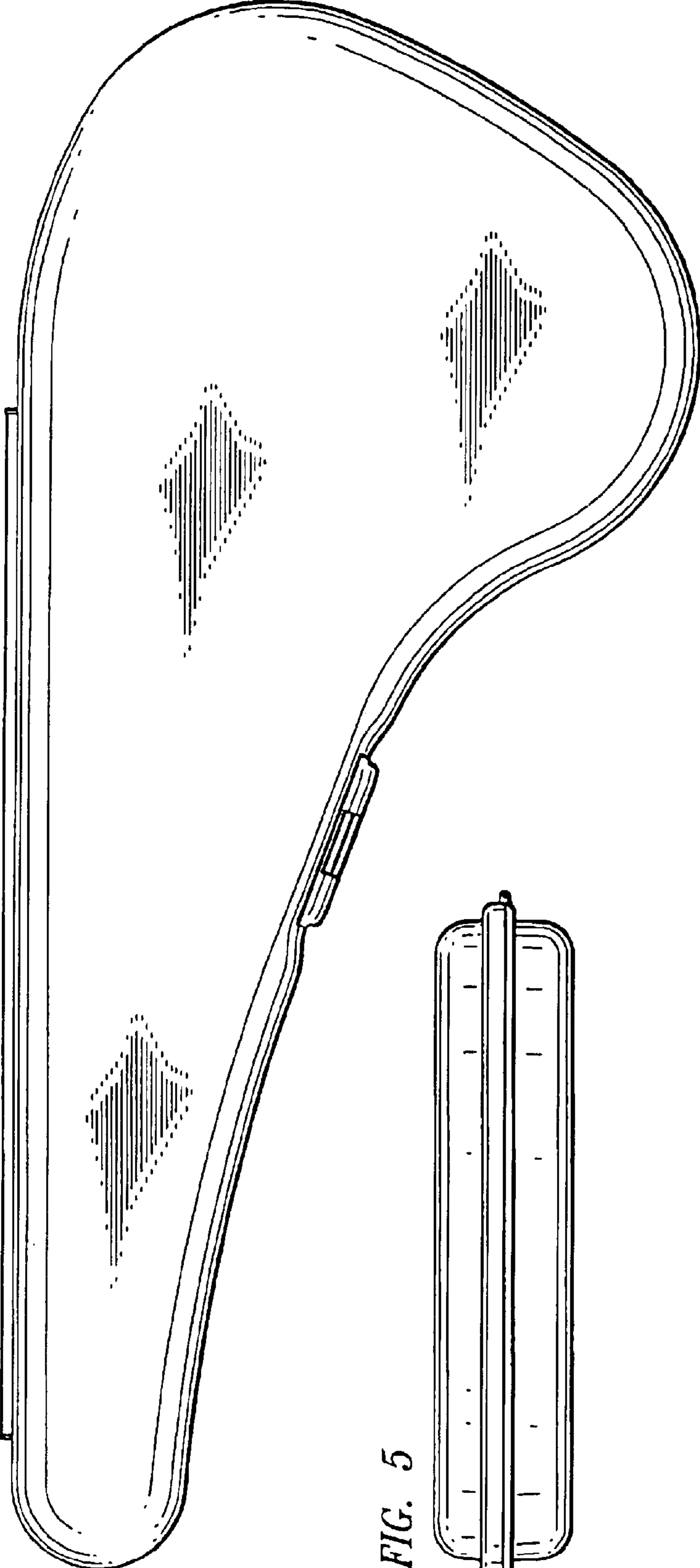


FIG. 5




FIG. 6




FIG. 7

