



US00D506853S

(12) **United States Design Patent**
Woods

(10) **Patent No.:** **US D506,853 S**

(45) **Date of Patent:** **** Jun. 28, 2005**

(54) **SHAPED NAIL FILE BOARD**

D454,659 S 3/2002 Rabizadeh 28/59
D456,098 S * 4/2002 Fracassi D28/59

(76) **Inventor:** **Delane M. Woods**, 2901 SW. 81st Ter.,
Davie, FL (US) 33328

* cited by examiner

(**) **Term:** **14 Years**

Primary Examiner—Jennifer Rivard
(74) *Attorney, Agent, or Firm*—Robert C. Kain, Jr.; Fleit
Kain

(21) **Appl. No.:** **29/213,633**

(22) **Filed:** **Sep. 21, 2004**

(57) **CLAIM**

(51) **LOC (8) Cl.** **28-03**

I claim the ornamental design for the shaped nail file board,
as shown.

(52) **U.S. Cl.** **D28/59**

(58) **Field of Search** D28/56, 57, 59;
132/73, 75.3, 75.6, 76.4; D24/147

DESCRIPTION

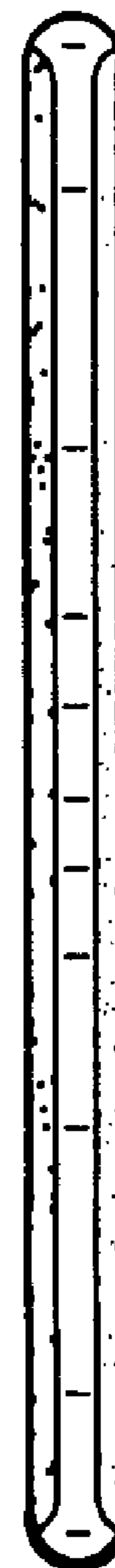
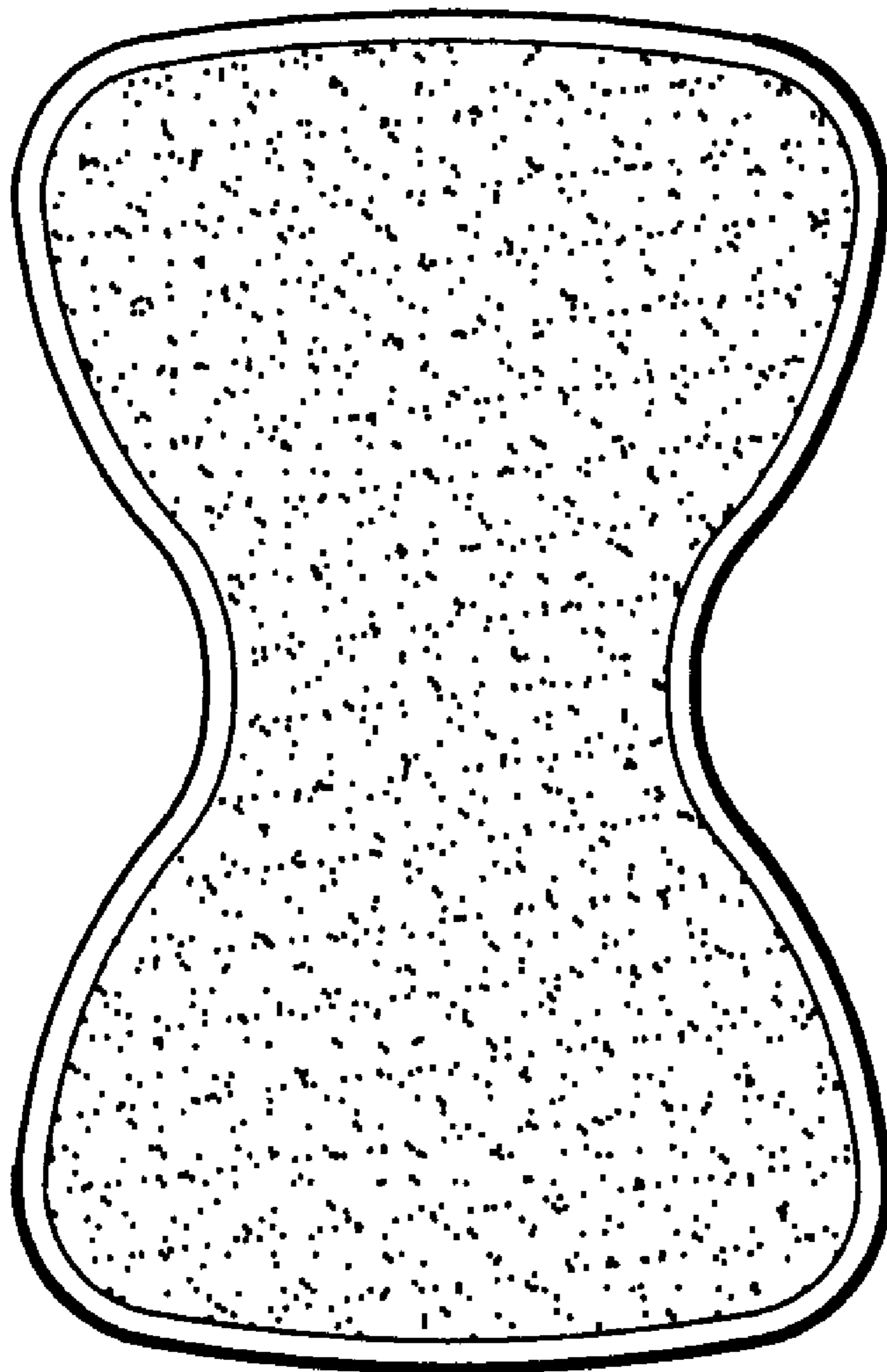
(56) **References Cited**

U.S. PATENT DOCUMENTS

D49,710 S * 9/1916 Lupo D28/59
D123,291 S * 10/1940 Crompton D28/59
D170,035 S * 7/1953 Troya D28/59
D290,533 S 6/1987 Kadaja 28/59

FIG. 1 is a front elevational view of the nail board.
FIG. 2 is a left side view of the nail board.
FIG. 3 is a right side view of the nail board.
FIG. 4 is a top view of the nail board.
FIG. 5 is bottom view of the nail board; and,
FIG. 6 is a rear view of the nail board.

1 Claim, 1 Drawing Sheet



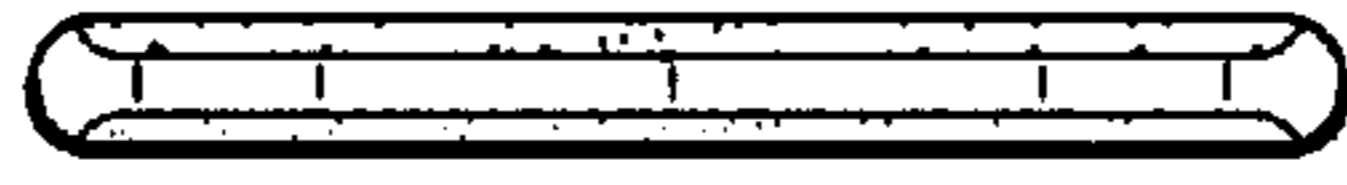


FIG. 4

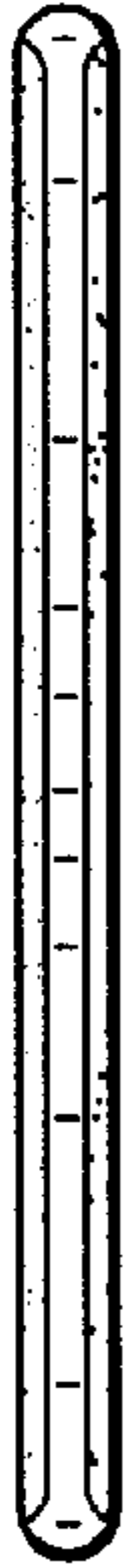


FIG. 2

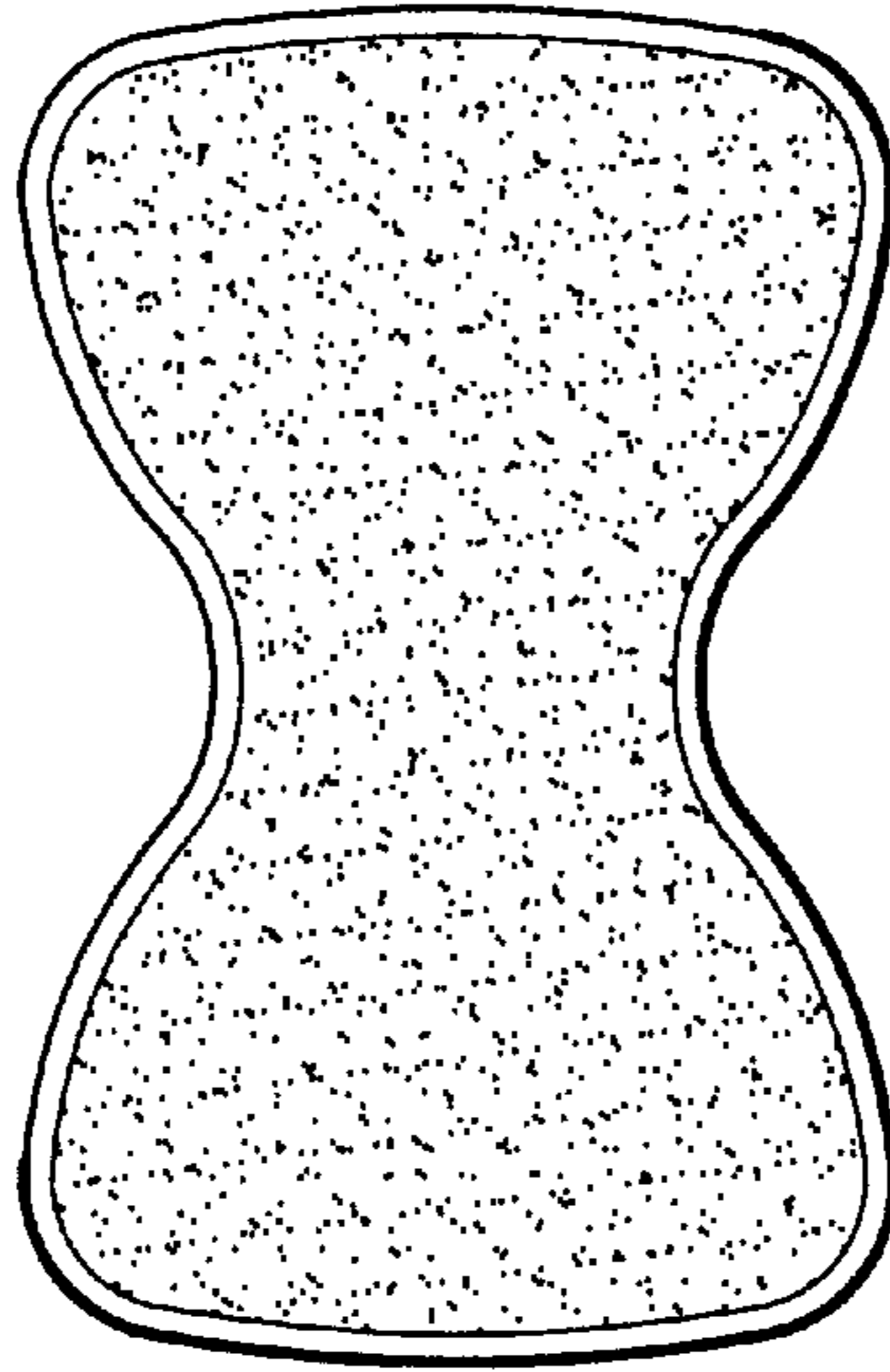


FIG. 1

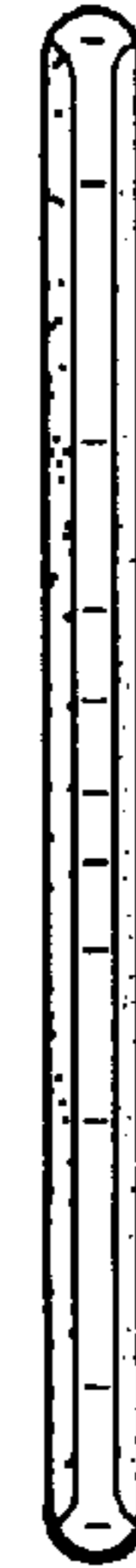


FIG. 3




FIG. 5

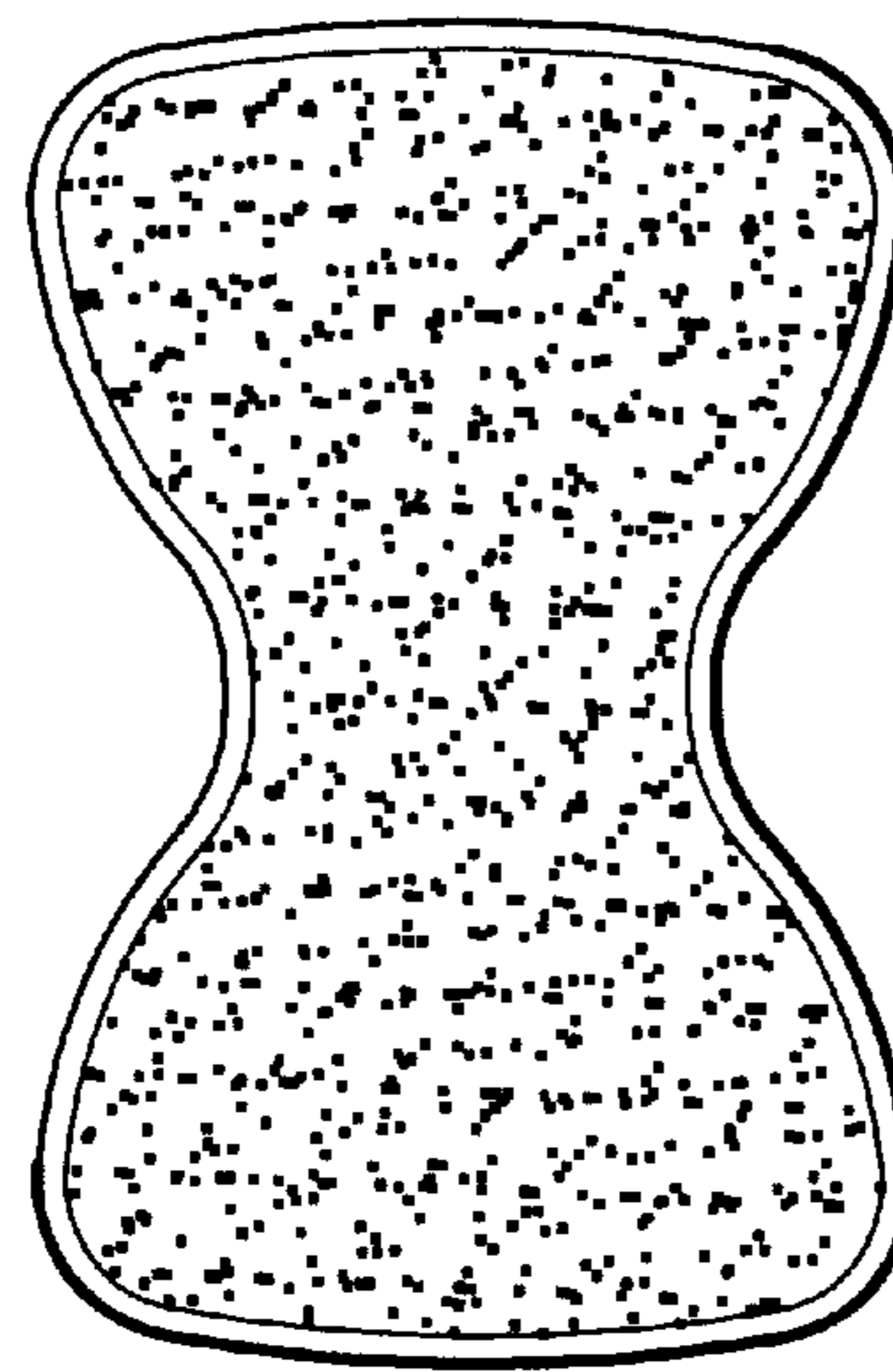


FIG. 6