

US00D506828S

(12) **United States Design Patent**
Layne et al.

(10) **Patent No.: US D506,828 S**
(45) **Date of Patent: ** Jun. 28, 2005**

(54) **Y-ADAPTER**

D492,030 S * 6/2004 Rani D24/129

(75) Inventors: **Richard W. Layne**, San Francisco, CA (US); **Christine L. Seto**, Palo Alto, CA (US)

* cited by examiner

Primary Examiner—Ian Simmons

Assistant Examiner—Daniel Yu

(73) Assignee: **Kyphon Inc.**, Sunnyvale, CA (US)

(74) *Attorney, Agent, or Firm*—Ryan Kromholz & Manion, S.C.

(**) Term: **14 Years**

(57) **CLAIM**

(21) Appl. No.: **29/190,564**

The ornamental design of a y-adapter, as shown and described.

(22) Filed: **Sep. 23, 2003**

DESCRIPTION

(51) **LOC (8) Cl.** **24-01**

(52) **U.S. Cl.** **D24/129**

(58) **Field of Search** D24/108, 112,
D24/129, 130, 222; 604/533, 246, 283,
177, 179, 180, 171, 172, 174, 534, 535,
539, 284, 164, 96.01

FIG. 1 is a perspective view of a y-adapter showing our new design.

FIG. 2 is a top elevation view thereof.

FIG. 3 is a bottom elevation view thereof.

FIG. 4 is a right side elevation view thereof, the left side being a mirror image thereof.

FIG. 5 is a front plan view thereof; and,

FIG. 6 is a back plan view thereof.

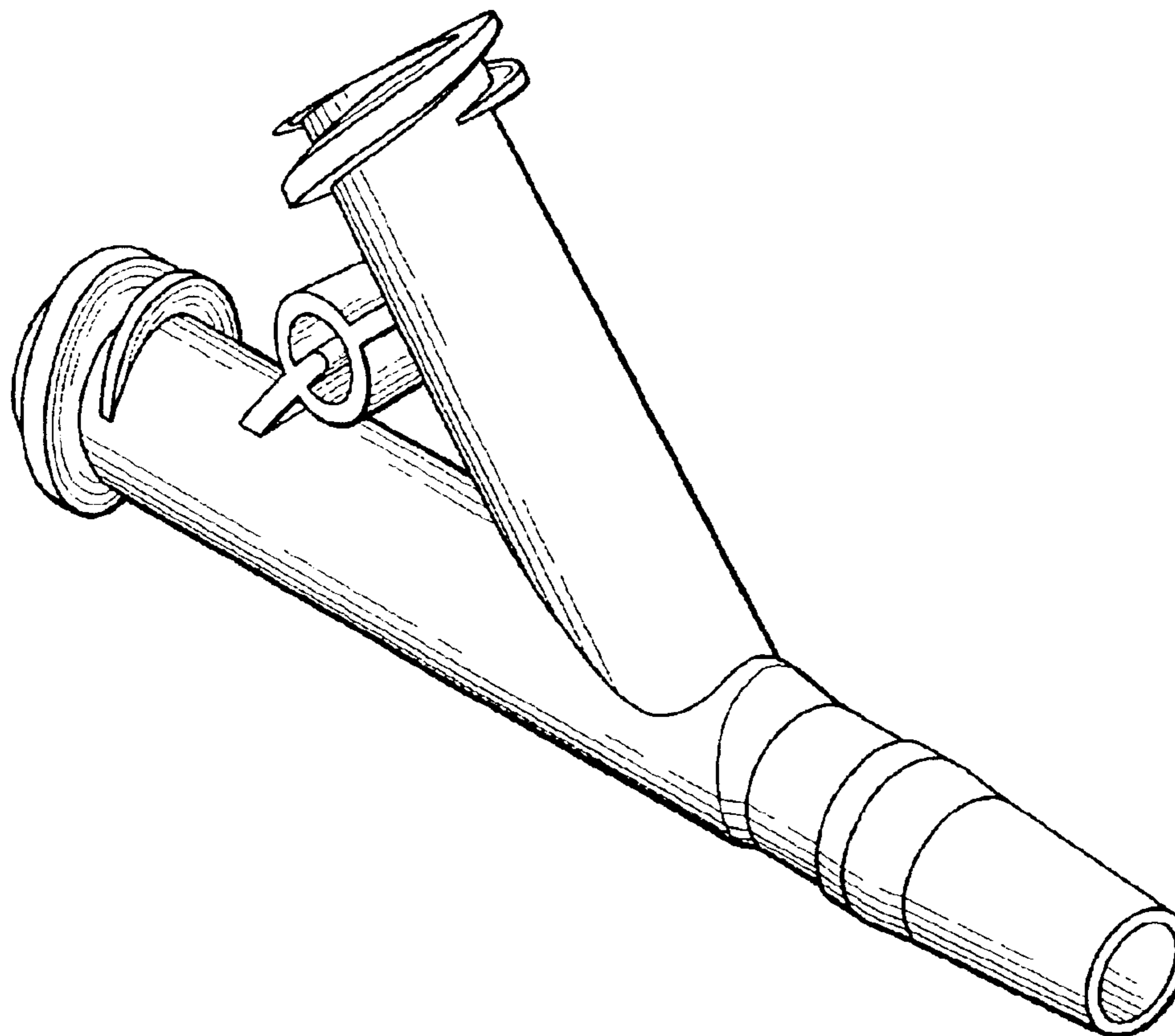
The ornamental design element between the arms of the y-adapter incorporates a trademark of Kyphon Inc., 1350 Bordeaux Dr., Sunnyvale, CA 94089.

(56) **References Cited**

U.S. PATENT DOCUMENTS

- D308,576 S * 6/1990 Iversen D24/129
- 5,129,887 A * 7/1992 Euteneuer et al. 606/194
- D328,788 S * 8/1992 Sagae et al. D24/129
- 6,024,722 A * 2/2000 Rau et al. 604/96.01
- 6,217,547 B1 * 4/2001 Lee 604/96.01

1 Claim, 3 Drawing Sheets



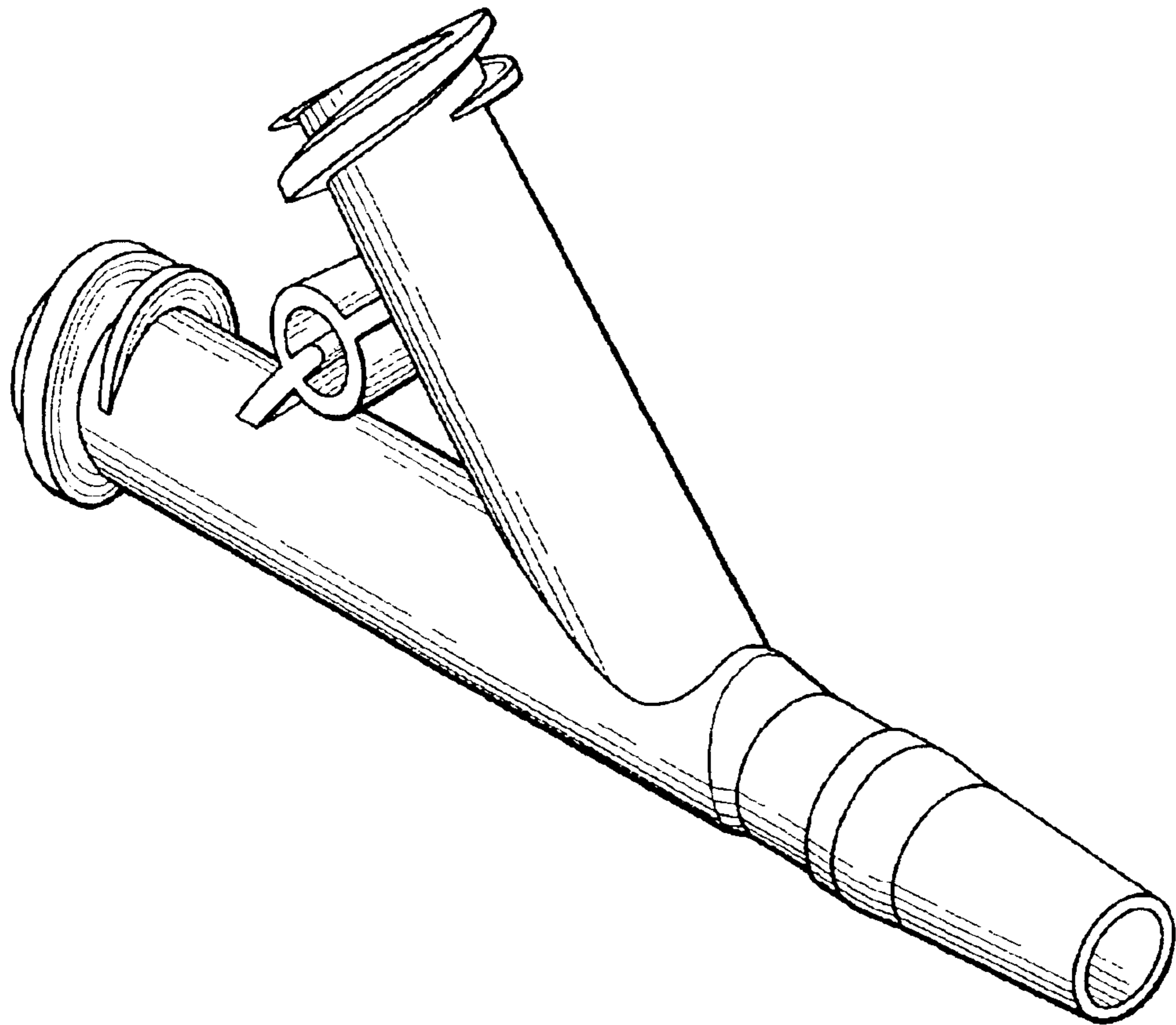


Fig. 1




Fig. 2




Fig. 3

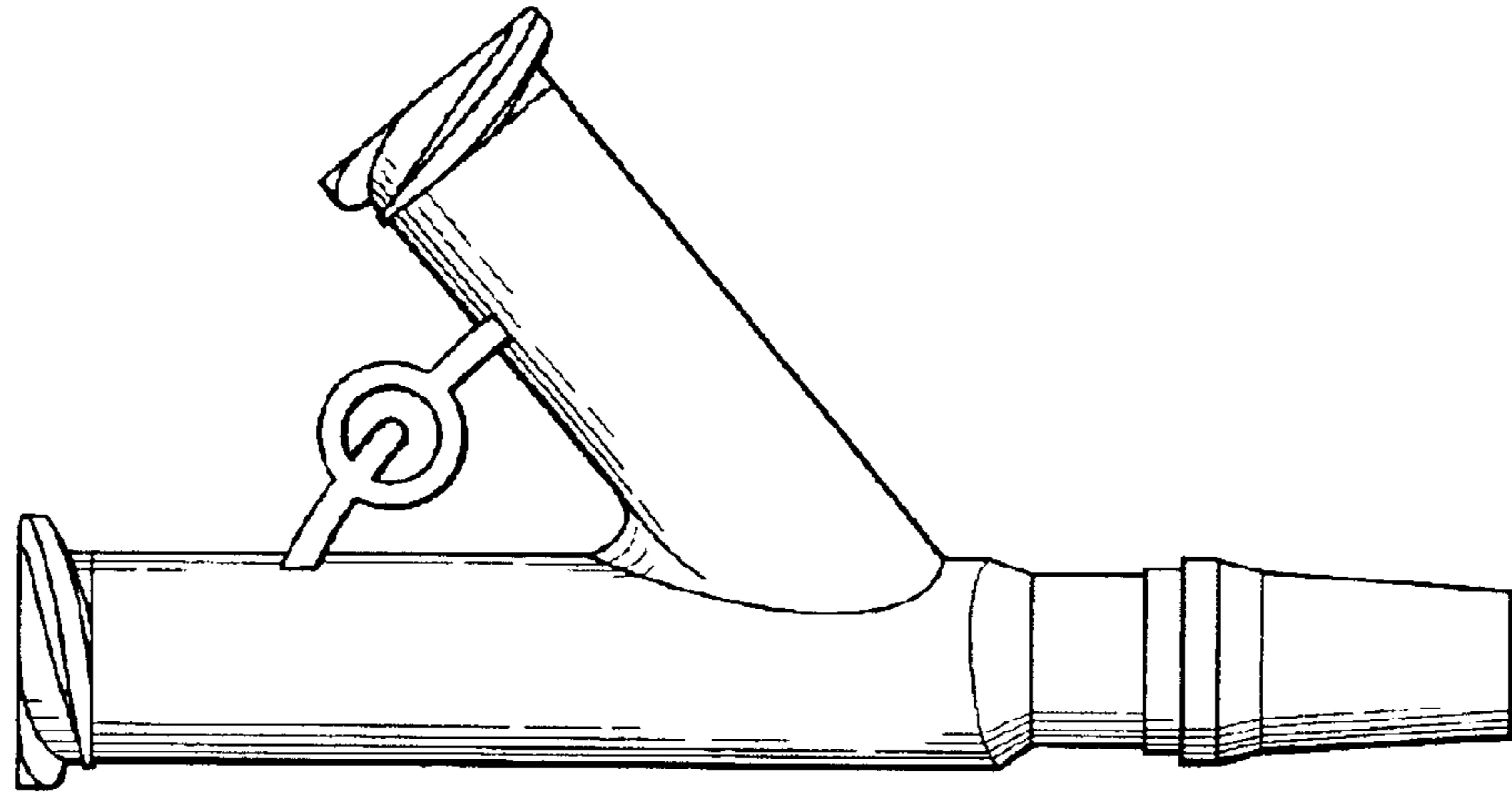


Fig. 4




Fig. 5




Fig. 6