

US00D506796S

(12) **United States Design Patent**
Li

(10) **Patent No.:** **US D506,796 S**

(45) **Date of Patent:** **** Jun. 28, 2005**

(54) **GOLF CLUB HEAD**

D494,237 S * 8/2004 Ware D21/736
D499,778 S * 12/2004 Cameron D21/742

(76) **Inventor:** **Lien-An Li**, 8F-1, No. 7, Fusing 2nd Rd., Lingya District, Kaohsiung City (TW)

(**) **Term:** **14 Years**

(21) **Appl. No.:** **29/201,215**

(22) **Filed:** **Mar. 12, 2004**

(51) **LOC (8) Cl.** **21-02**

(52) **U.S. Cl.** **D21/742**

(58) **Field of Search** D21/736-746;
473/324-331, 340, 341, 251-256

(56) **References Cited**

U.S. PATENT DOCUMENTS

4,688,798 A	*	8/1987	Pelz	473/249
D309,765 S	*	8/1990	Pelz	D21/735
D317,962 S	*	7/1991	Pelz	D21/735
D323,688 S	*	2/1992	Whitney	D21/741
D354,535 S	*	1/1995	Queen	D21/743
D357,292 S	*	4/1995	Smith	D21/741
D410,055 S	*	5/1999	Loop	D21/736
D422,328 S	*	4/2000	Lannoch	D21/743
D465,819 S	*	11/2002	Bussiere	D21/736
D477,041 S	*	7/2003	Cameron	D21/742
6,663,497 B2	*	12/2003	Cameron	473/245
D493,857 S	*	8/2004	Cameron	D21/738

OTHER PUBLICATIONS

U.S. Appl. No. 29/164,346, filed Jul. 23, 2002.
Japanese Design Registered No. D1181653; Claimed U.S. Appl. No. 29/164,346 for priority and registered on Jun. 20, 2003; Applicant is Don T. Cameron.

* cited by examiner

Primary Examiner—Mitchell Siegel
(74) *Attorney, Agent, or Firm*—Dennison, Schultz, Dougherty & MacDonald

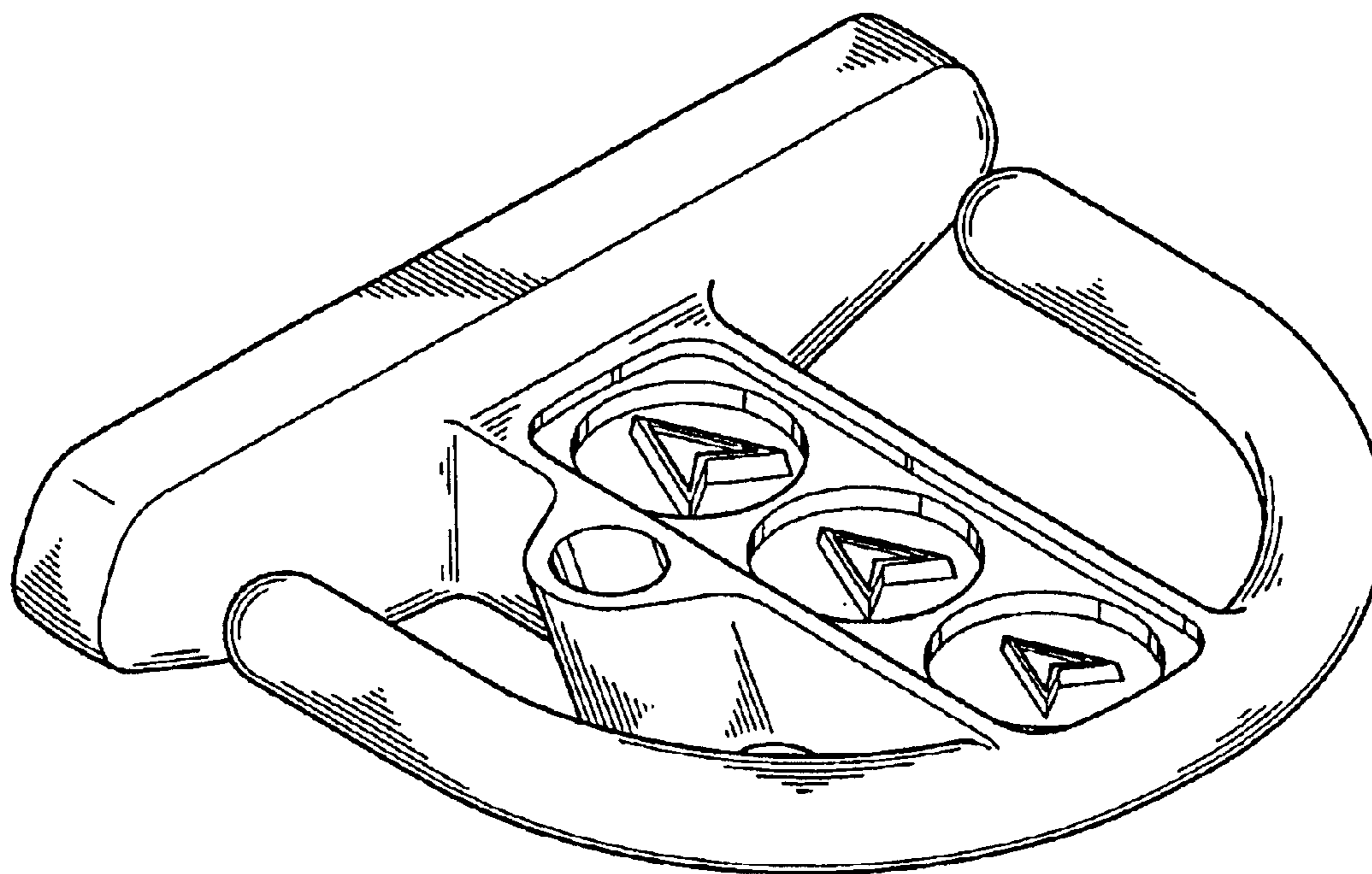
(57) **CLAIM**

I claim the ornamental design of golf club head, as shown and described.

DESCRIPTION

FIG. 1 is a perspective view of a golf club head showing my new design;
FIG. 2 is a front elevation view thereof;
FIG. 3 is a rear elevation view thereof;
FIG. 4 is a left side elevation view thereof;
FIG. 5 is a right side elevation view thereof;
FIG. 6 is a topside elevation view thereof; and,
FIG. 7 is a bottom side elevation view thereof.

1 Claim, 3 Drawing Sheets



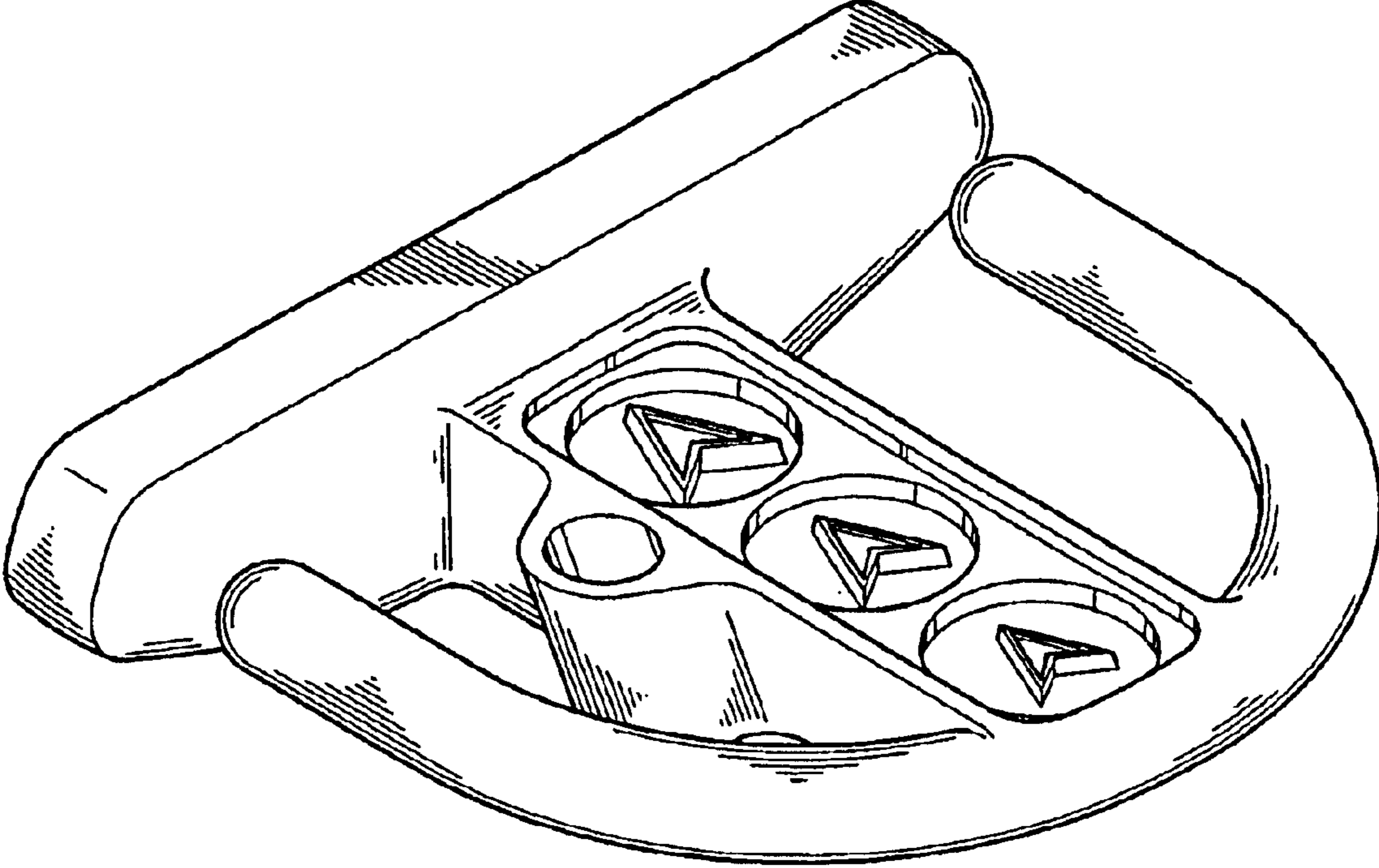


FIG. 1




FIG. 2

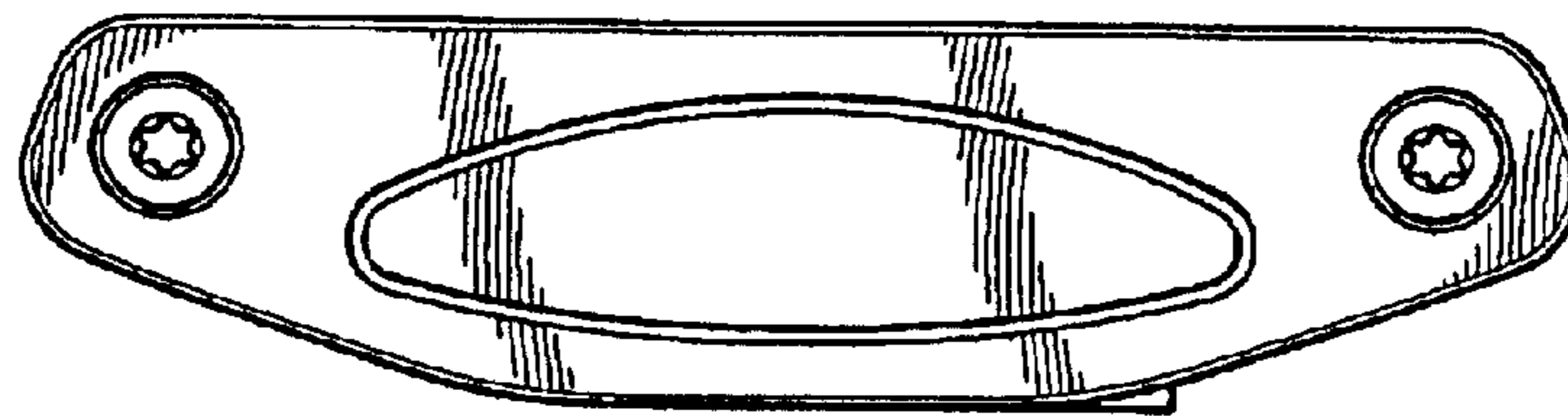


FIG. 3

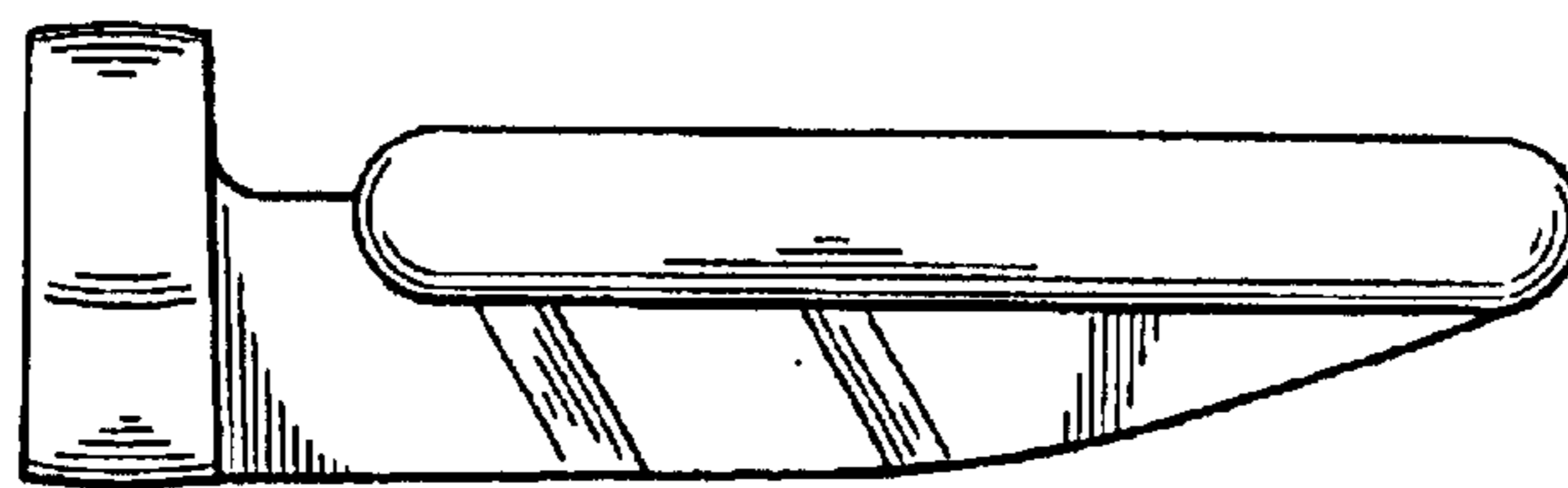


FIG. 4



FIG. 5

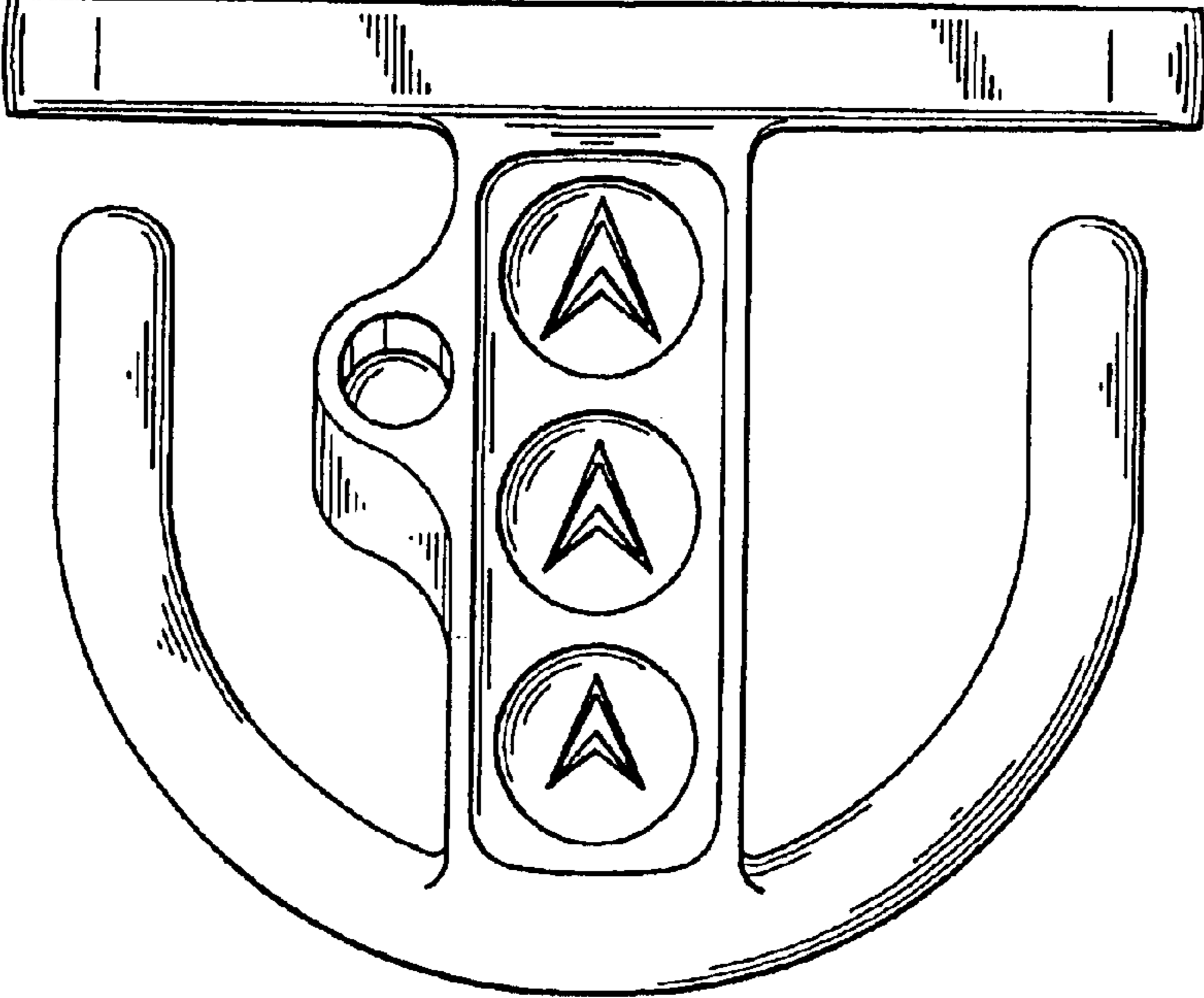


FIG. 6

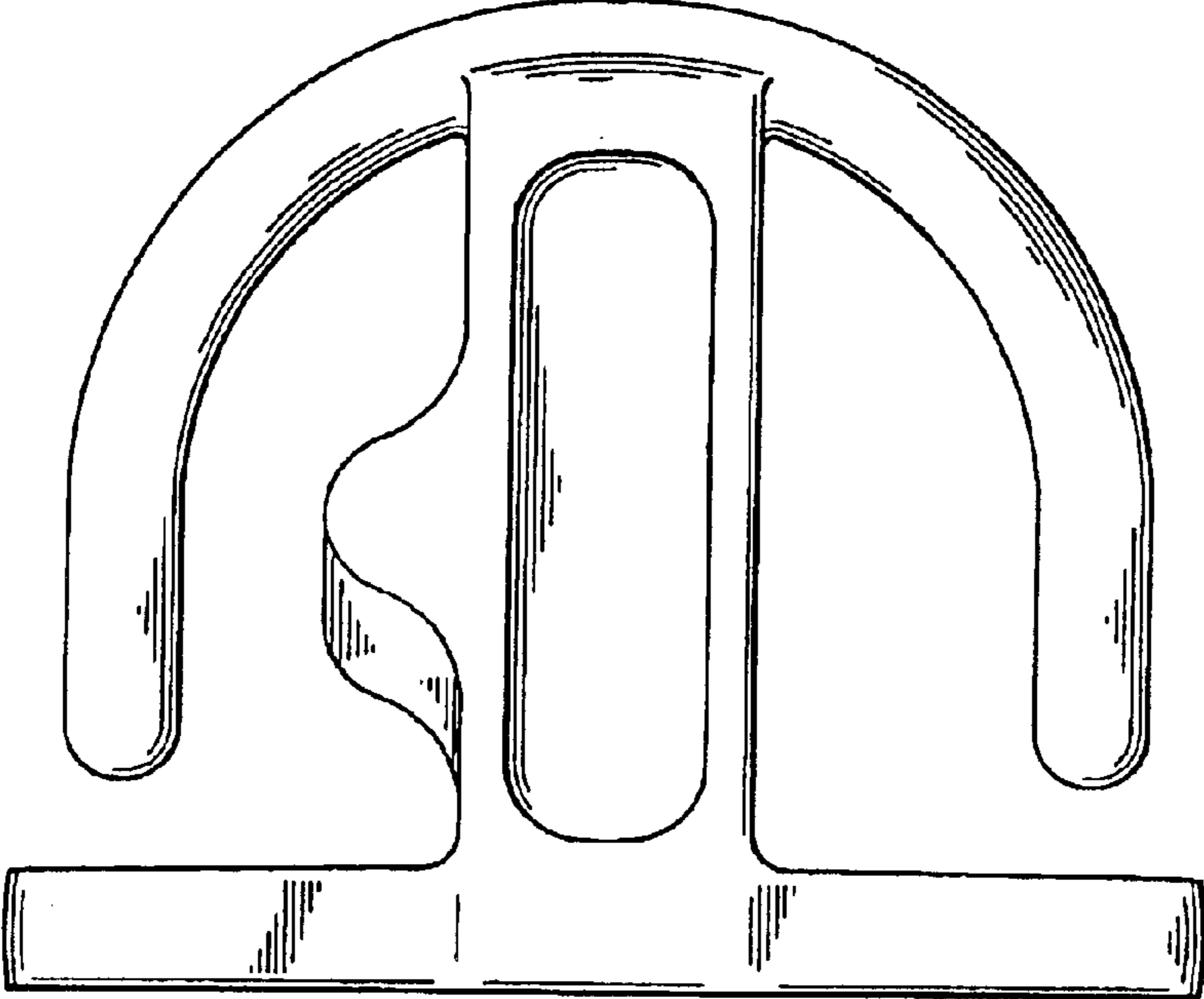


FIG. 7