

US00D506789S

(12) **United States Design Patent**  
**Hall**

(10) **Patent No.:** **US D506,789 S**

(45) **Date of Patent:** **\*\* Jun. 28, 2005**

(54) **ANGEL SHAPED BALLOON**

D401,102 S \* 11/1998 Thomas ..... D6/599

(76) **Inventor:** **Richard J. Hall**, 2608 Fairhauser Rd.,  
Naperville, IL (US) 60564

\* cited by examiner

(\*\*) **Term:** **14 Years**

*Primary Examiner*—Stella Reid

*Assistant Examiner*—C. Tuttle

(21) **Appl. No.:** **29/179,101**

(74) *Attorney, Agent, or Firm*—Meroni & Meroni, P.C.;  
Charles F. Meroni, Jr.; Paul Derek Pressley

(22) **Filed:** **Apr. 3, 2003**

(57) **CLAIM**

(51) **LOC (8) Cl.** ..... **21-01**

I claim the ornamental design for an angel shaped balloon,  
as shown and described.

(52) **U.S. Cl.** ..... **D21/439**

(58) **Field of Search** ..... D21/436, 439,  
D21/440, 626; D11/117, 121, 124, 125,  
128, 131, 160, 162, 184; D6/597-599;  
D9/302, 305, 306; 446/220, 226; 428/7,  
9, 15, 16, 542.2, 542.6

**DESCRIPTION**

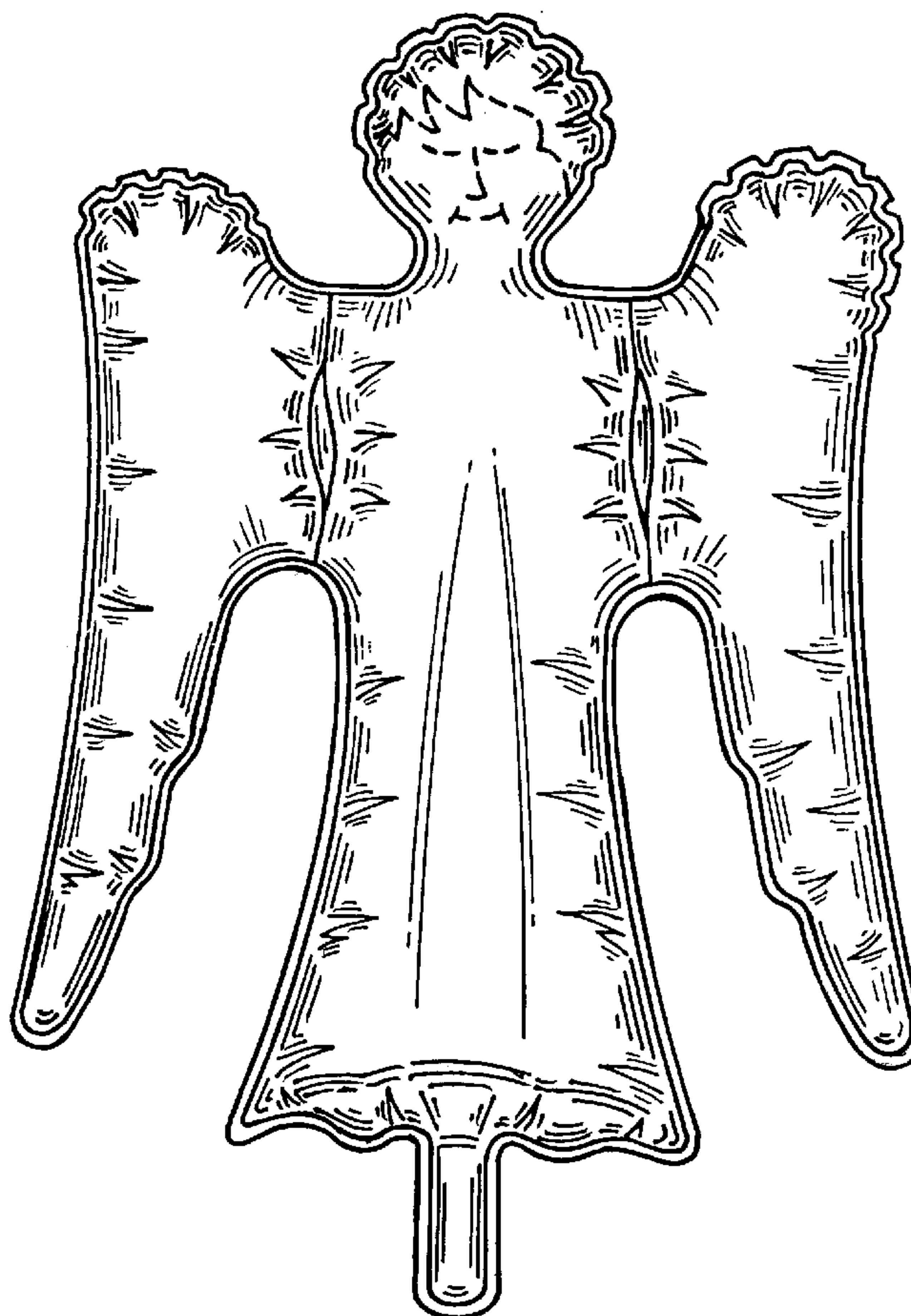
FIG. 1 is front view of my angel shaped balloon;  
FIG. 2 is a back view of my angel shaped balloon;  
FIG. 3 is a top view of my angel shaped balloon;  
FIG. 4 is a bottom view of my angel shaped balloon;  
FIG. 5 is a left side view of my angel shaped balloon; and,  
FIG. 6 is a right side view of my angel shaped balloon.  
The dashed lines of FIG. 1 representing facial features are  
for illustrative purposes to show differentiation between the  
front view and the back view and form no part of the claimed  
design.

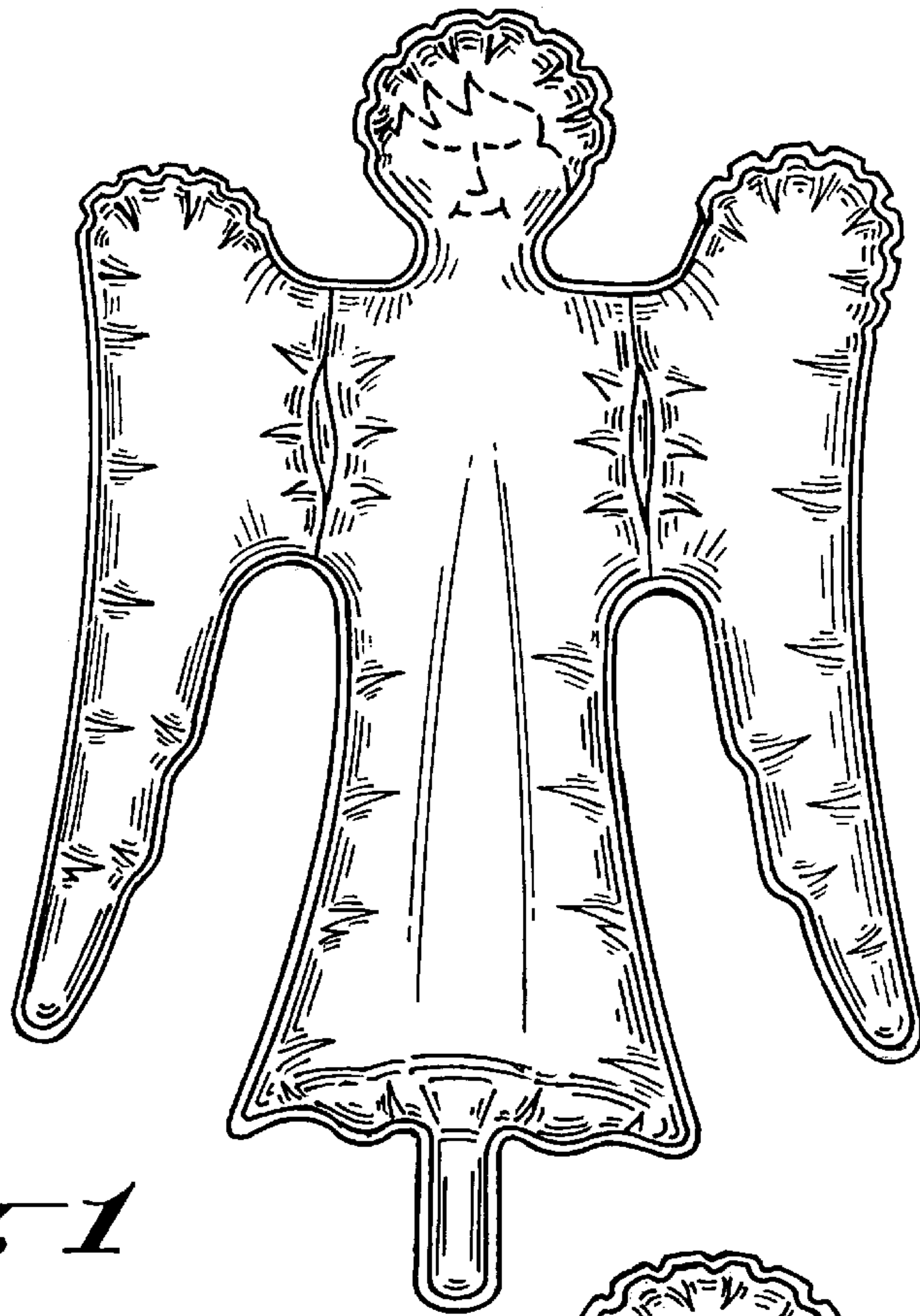
(56) **References Cited**

**U.S. PATENT DOCUMENTS**

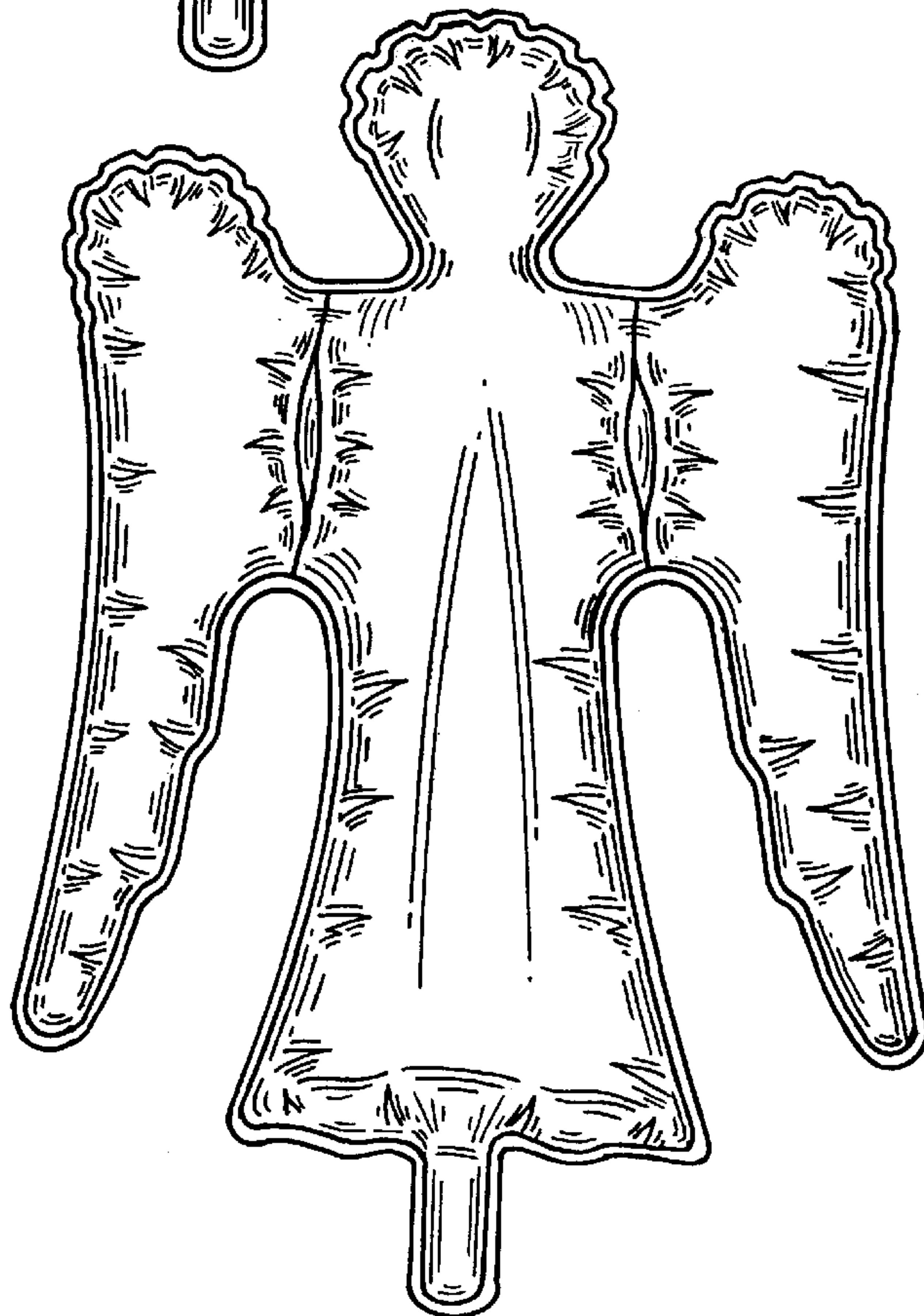
D181,262 S \* 10/1957 Abramson ..... D11/128  
2,863,416 A \* 12/1958 Frankel ..... 116/83 R  
D186,410 S \* 10/1959 Collins ..... D9/305  
D312,676 S \* 12/1990 Lindsay ..... D21/169  
D393,295 S \* 4/1998 Crosbie ..... D21/445

**1 Claim, 2 Drawing Sheets**

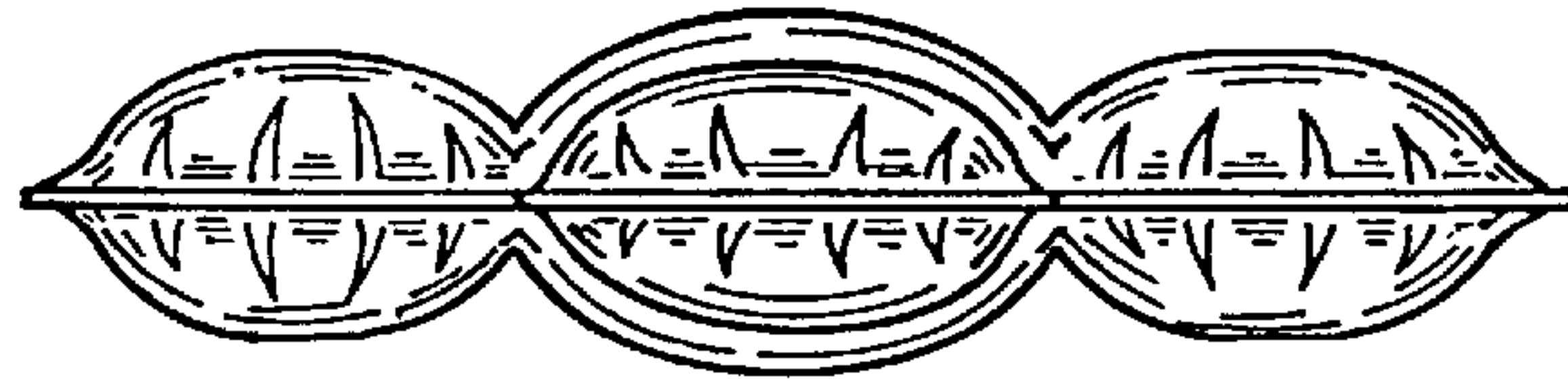




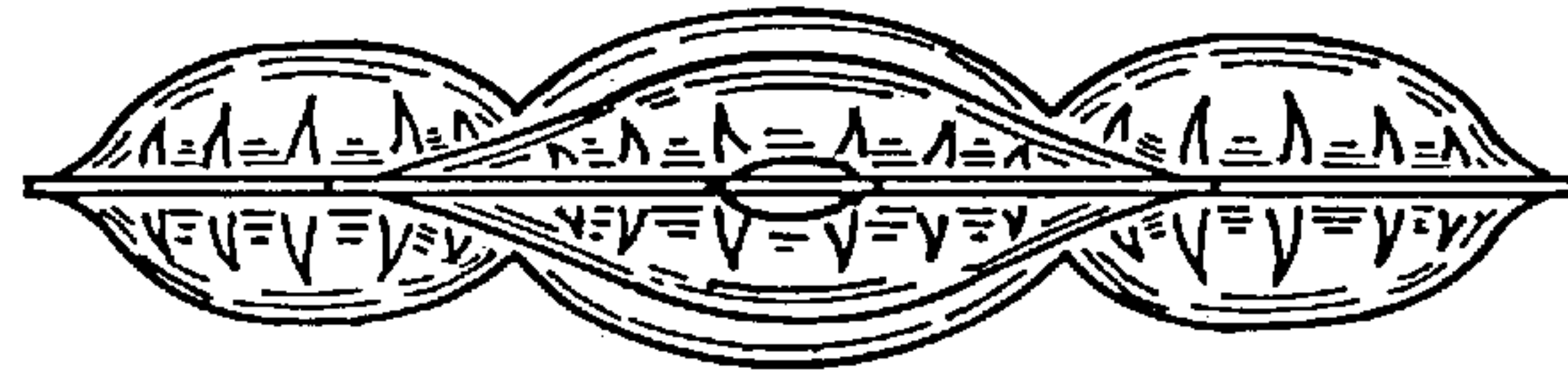
*Fig. 1*



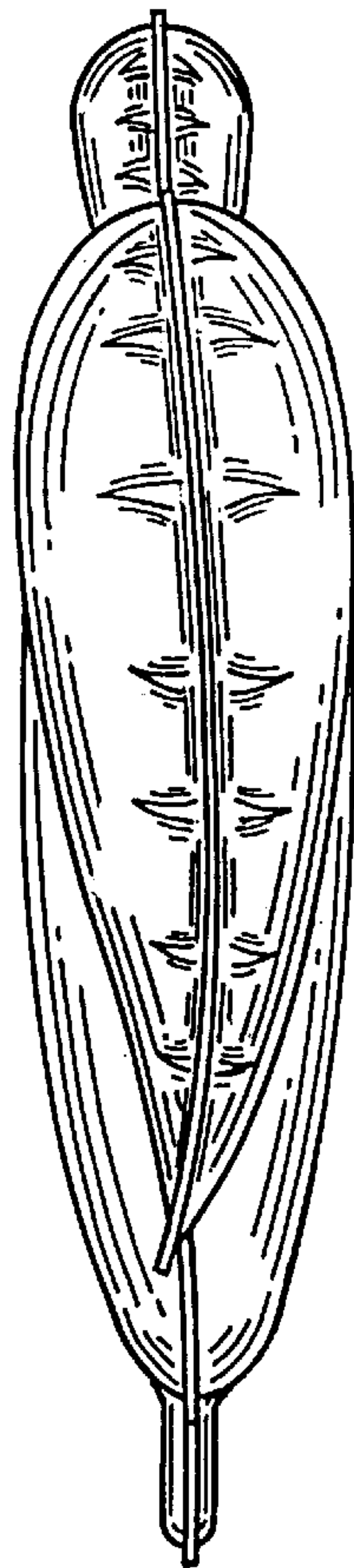
*Fig. 2*



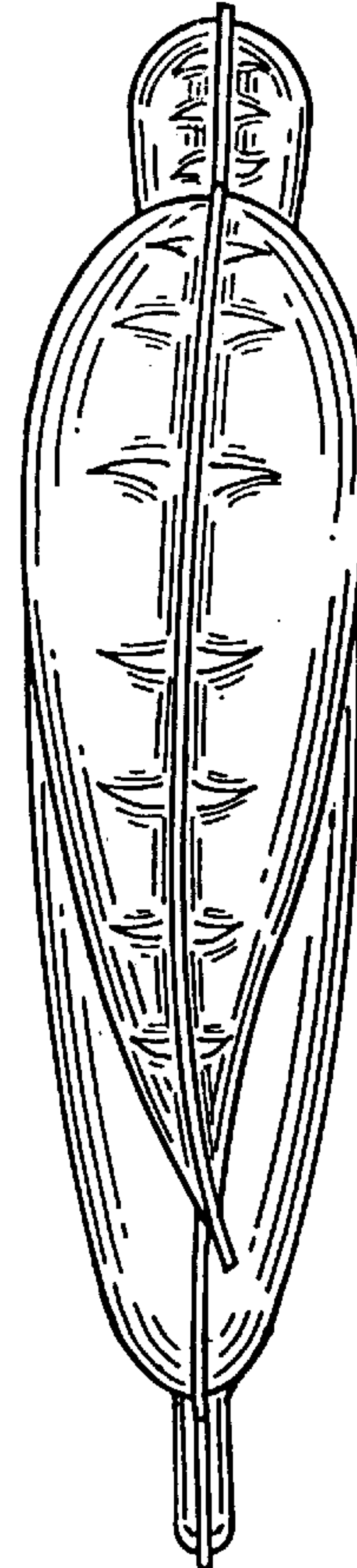
*Fig. 3*



*Fig. 4*



*Fig. 5*



*Fig. 6*