



US00D506785S

(12) **United States Design Patent**  
**Tandberg**

(10) **Patent No.: US D506,785 S**  
(45) **Date of Patent: \*\* Jun. 28, 2005**

(54) **LOWER FRONT DOOR PANEL FOR A RETURN VENDING MACHINE**

D435,596 S \* 12/2000 Vaajakallio ..... D20/5  
D478,356 S \* 8/2003 Tandberg ..... D20/8

(75) Inventor: **Roy Håvard Tandberg, Nesøya (NO)**

\* cited by examiner

(73) Assignee: **Tomra Systems ASA, Asker (NO)**

*Primary Examiner*—Robert M. Spear  
(74) *Attorney, Agent, or Firm*—Rodman & Rodman

(\*\*) Term: **14 Years**

(57) **CLAIM**

(21) Appl. No.: **29/216,400**

I claim the ornamental design for the lower front door panel for a return vending machine, as shown and described.

(22) Filed: **Nov. 2, 2004**

**DESCRIPTION**

**Related U.S. Application Data**

(62) Division of application No. 29/177,627, filed on Mar. 12, 2003.

(30) **Foreign Application Priority Data**

Sep. 16, 2002 (NO) ..... 2002 0593

(51) **LOC (8) Cl.** ..... **20-01**

(52) **U.S. Cl.** ..... **D20/8**

(58) **Field of Search** ..... D20/1-9; 194/239,  
194/320, 342, 350; 221/92, 128, 155, 191,  
194, 284

FIG. 1 is a front view of a lower front door panel, for a return vending machine, incorporating my new design.  
FIG. 2 is a front perspective view from above and one side of the lower front door panel for a return vending machine.  
FIG. 3 is a rear perspective view from above and other side of the lower front door panel for a return vending machine.  
FIG. 4 is a rear view of the lower front door panel for a return vending machine.  
FIG. 5 is a side view from one side of the lower front door panel for a return vending machine.  
FIG. 6 is a side view from the other side of the lower front door panel for a return vending machine.  
FIG. 7 is a plan view of the lower front door panel for a return vending machine; and,  
FIG. 8 is an underneath plan view of the lower front door panel for a return vending machine.

(56) **References Cited**

**U.S. PATENT DOCUMENTS**

D325,746 S \* 4/1992 Cerf ..... D20/1  
D353,624 S \* 12/1994 Schwarzli ..... D20/8

**1 Claim, 6 Drawing Sheets**

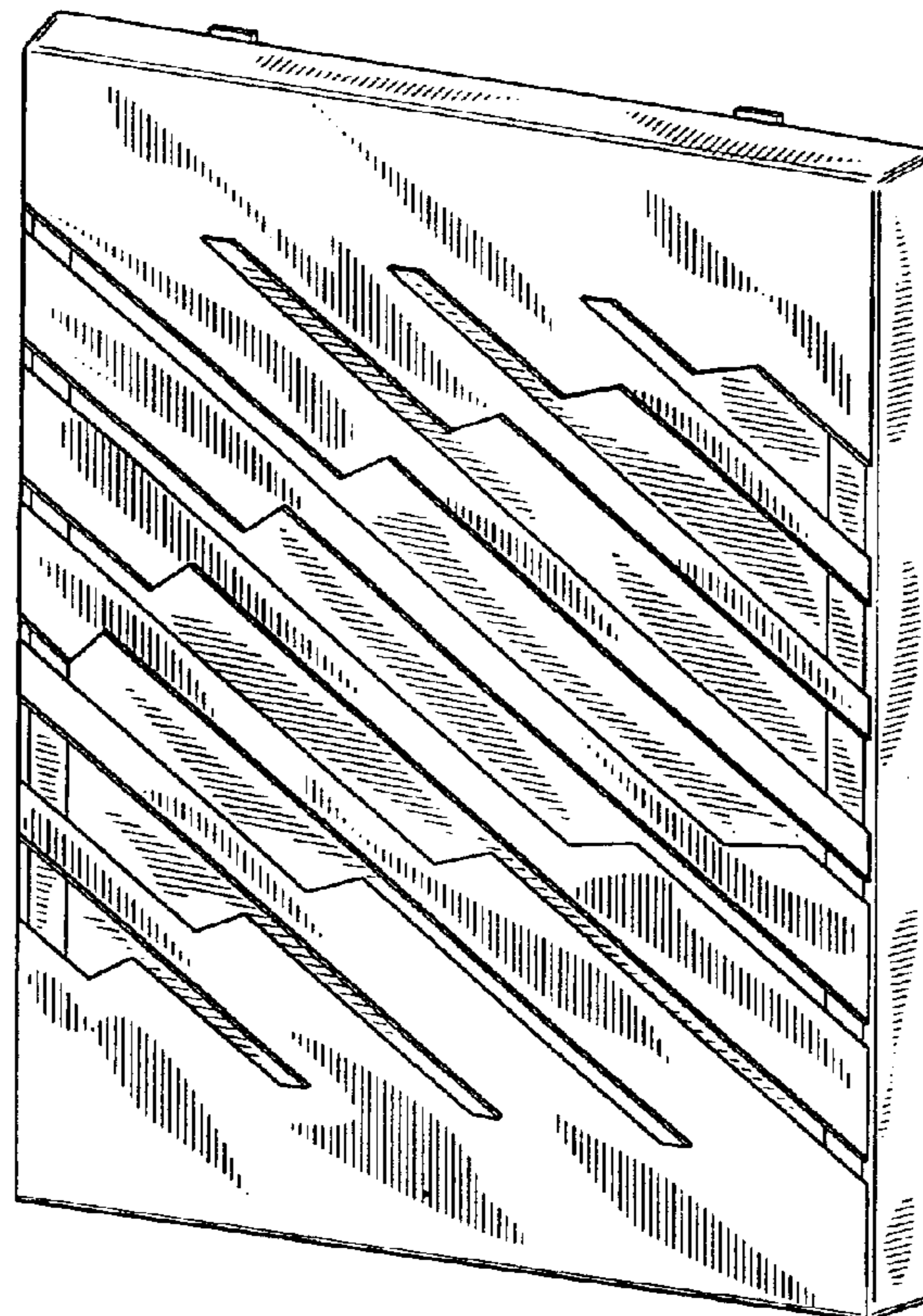


FIG. 1

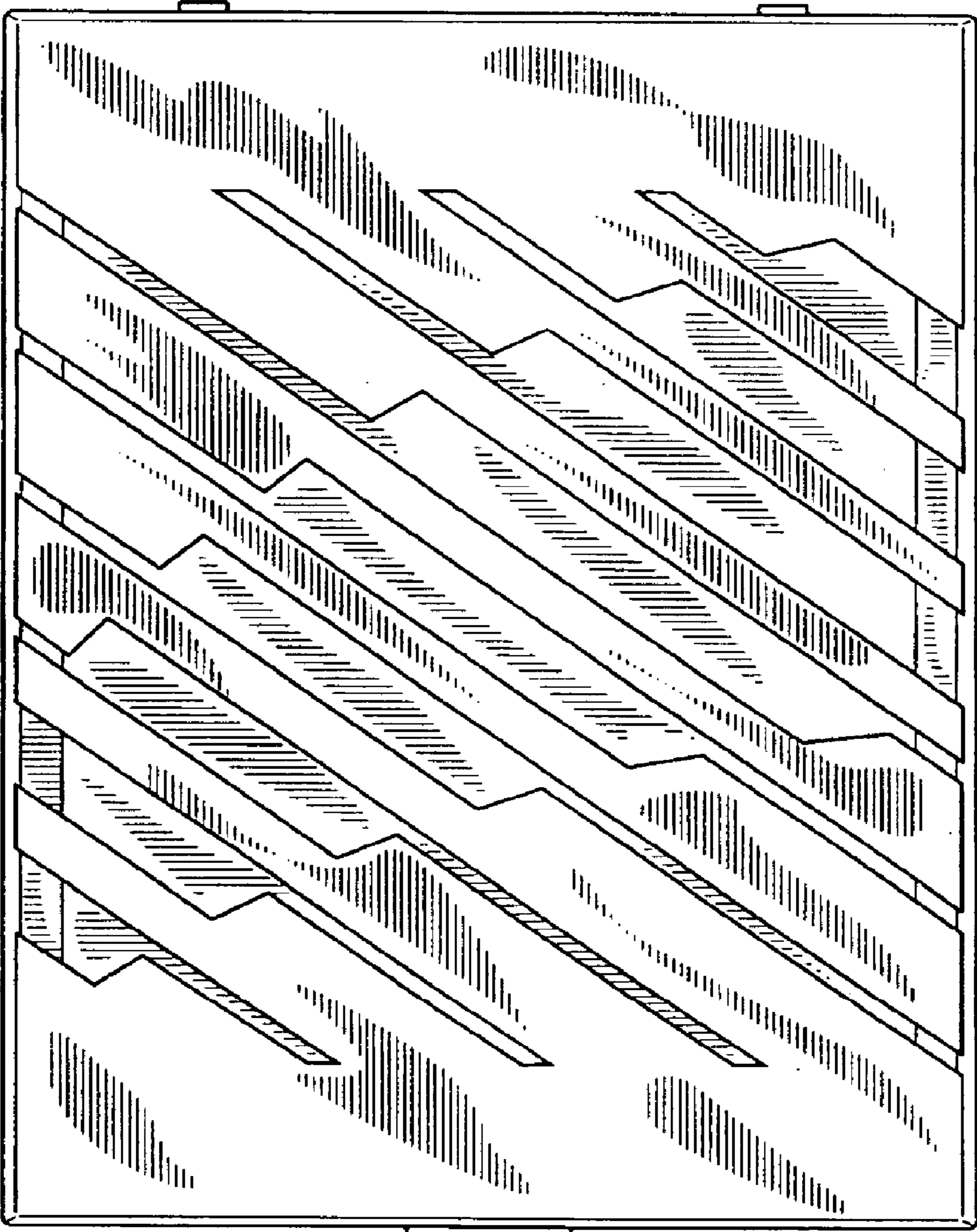


FIG. 2

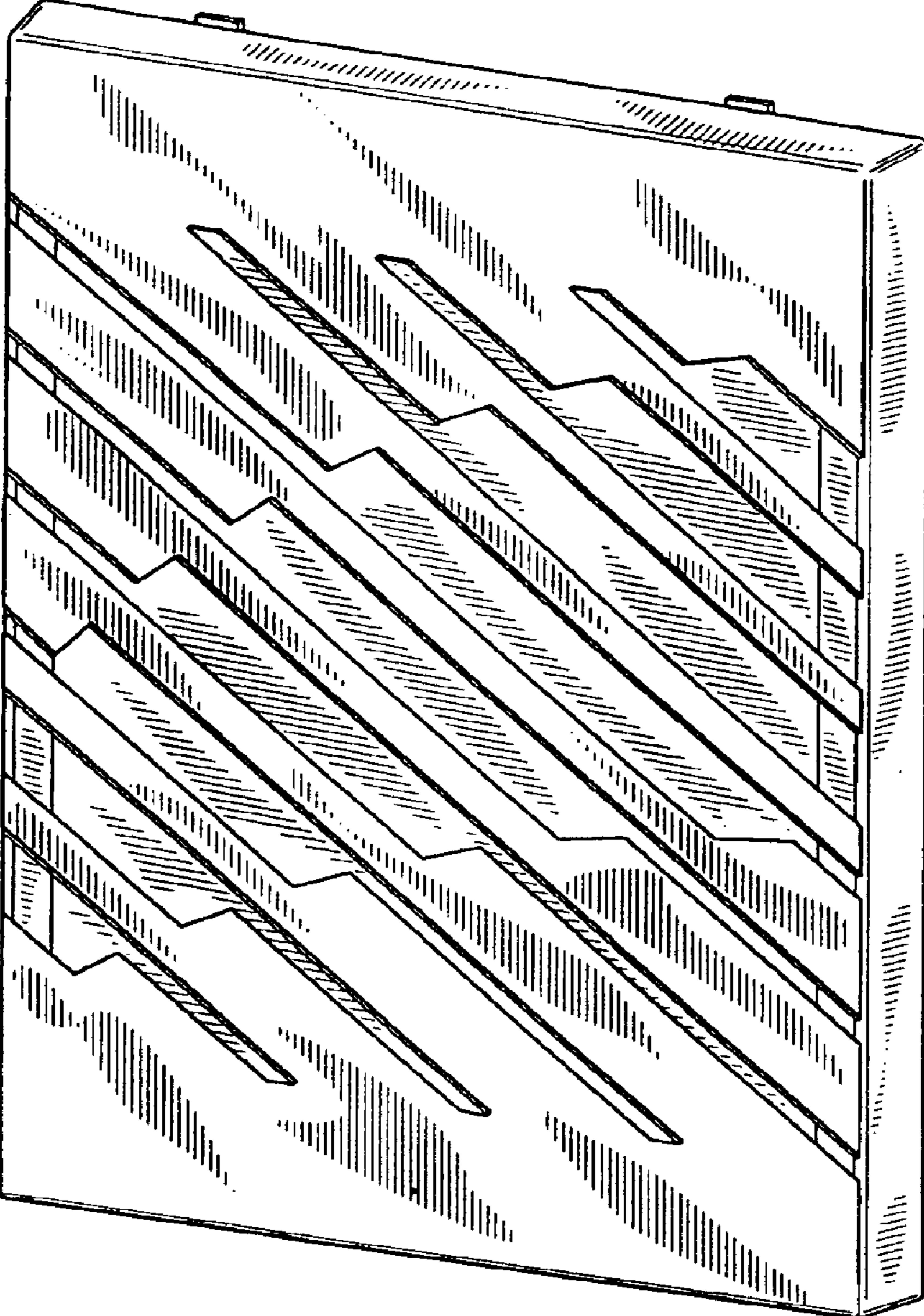




FIG. 3






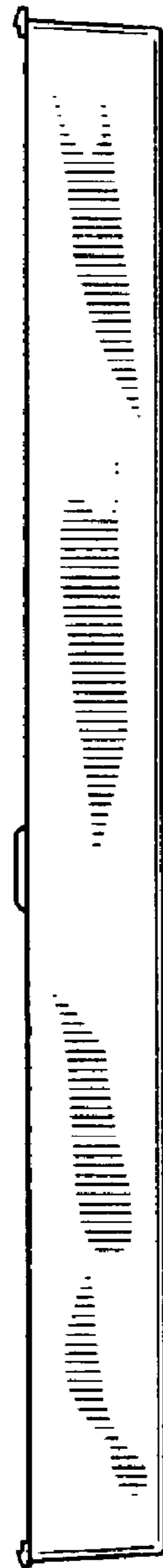
FIG. 4



**FIG. 5**



**FIG. 6**



**FIG. 7**



**FIG. 8**

