

US00D506783S

(12) **United States Design Patent**
Siegel

(10) **Patent No.:** **US D506,783 S**
(45) **Date of Patent:** **** Jun. 28, 2005**

(54) **SPRING CLIP WITH MAGNETIC BASE**

(75) **Inventor:** **Lee M. Siegel, Mt. Laurel, NJ (US)**

(73) **Assignee:** **CRI2000, LP, San Diego, CA (US)**

(**) **Term:** **14 Years**

(21) **Appl. No.:** **29/212,386**

(22) **Filed:** **Aug. 31, 2004**

(51) **LOC (8) Cl. 19-02**

(52) **U.S. Cl. D19/65; D19/90**

(58) **Field of Search D11/78.1; D19/34,**
D19/65, 75, 86, 88, 78, 90, 91, 99, 100;
D8/394, 395; 24/67 R, 67.1-67.11, 10 R,
11 R, 11 PP, 509-511, 500, 501, 563, 564,
DIG. 8; 248/441.1, 451-453; 72/379.2

(56) **References Cited**

U.S. PATENT DOCUMENTS

812,800 A	*	2/1906	McLean	24/564
D221,412 S	*	8/1971	Laughlin	D11/78.1
D314,012 S	*	1/1991	Klodt	D19/65
5,309,605 A	*	5/1994	Sato	24/67.9
D378,531 S	*	3/1997	Szikszay	D19/65

D383,701 S	*	9/1997	Fletcher	D11/78.1
D390,493 S	*	2/1998	Fletcher	D11/78.1
D394,745 S	*	6/1998	Egelja	D8/395
5,970,777 A	*	10/1999	Hunt et al.	72/379.2
5,992,887 A	*	11/1999	Maruchi	24/67.9
D492,351 S	*	6/2004	Sato et al.	D19/65

* cited by examiner

Primary Examiner—Martie K. Holtje

(74) *Attorney, Agent, or Firm*—Norman E. Lehrer

(57) **CLAIM**

The ornamental design for a “spring clip with magnetic base,” as shown and described.

DESCRIPTION

FIG. 1 is a front elevational view of a “spring clip with magnetic base” showing my new design; FIG. 2 is a right elevational view, the left being the mirror image thereof; FIG. 3 is a bottom plan view thereof; FIG. 4 is a top plan view thereof; FIG. 5 is a rear elevational view thereof; and, FIG. 6 is a rear perspective view thereof.

1 Claim, 1 Drawing Sheet

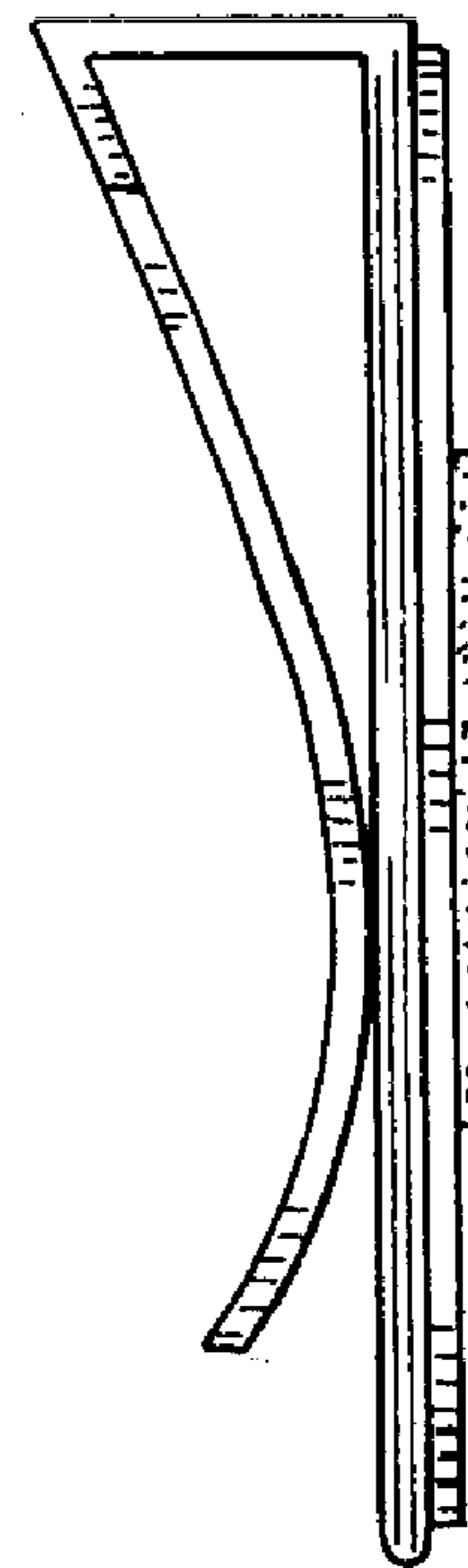
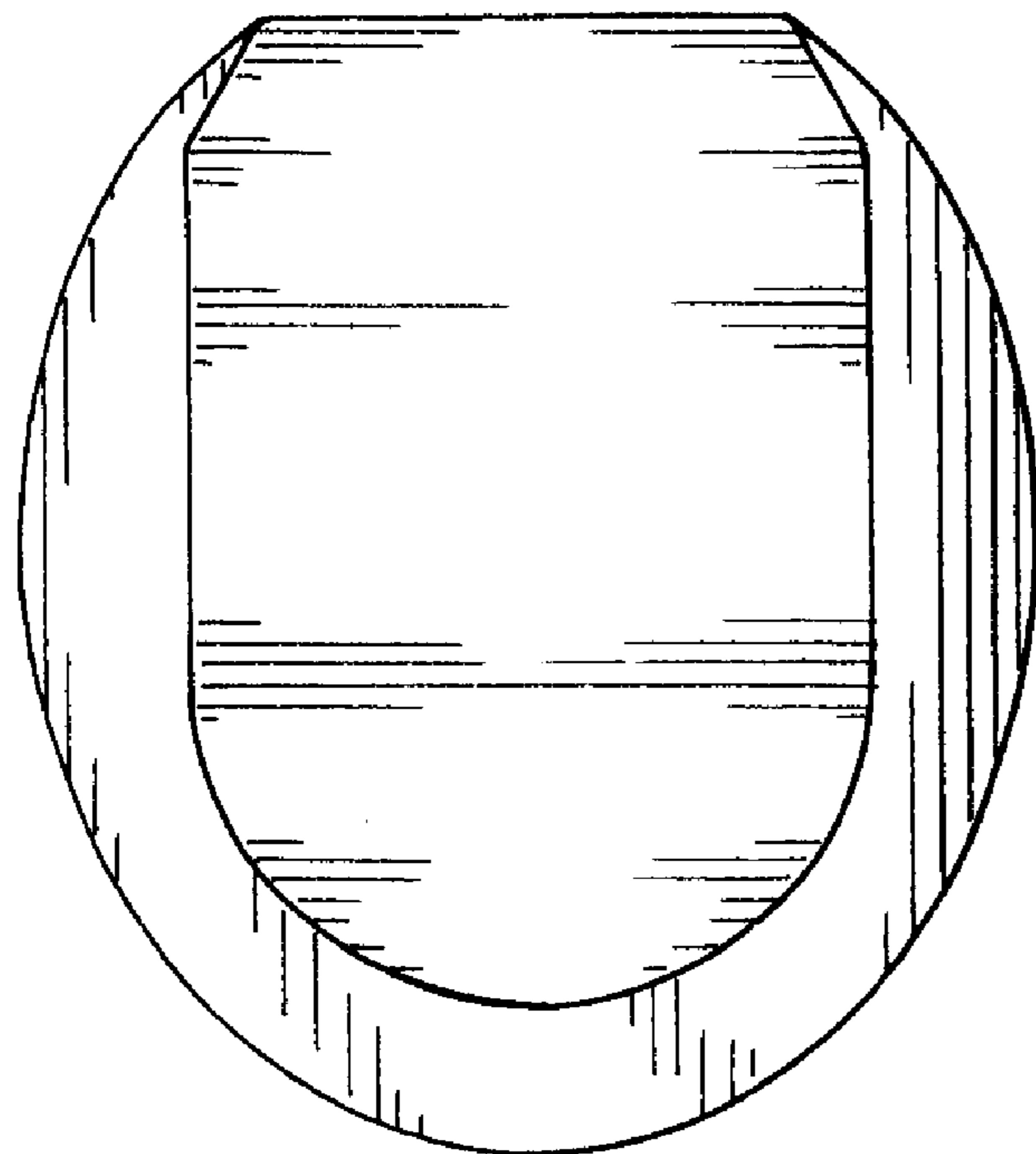


Fig. 1

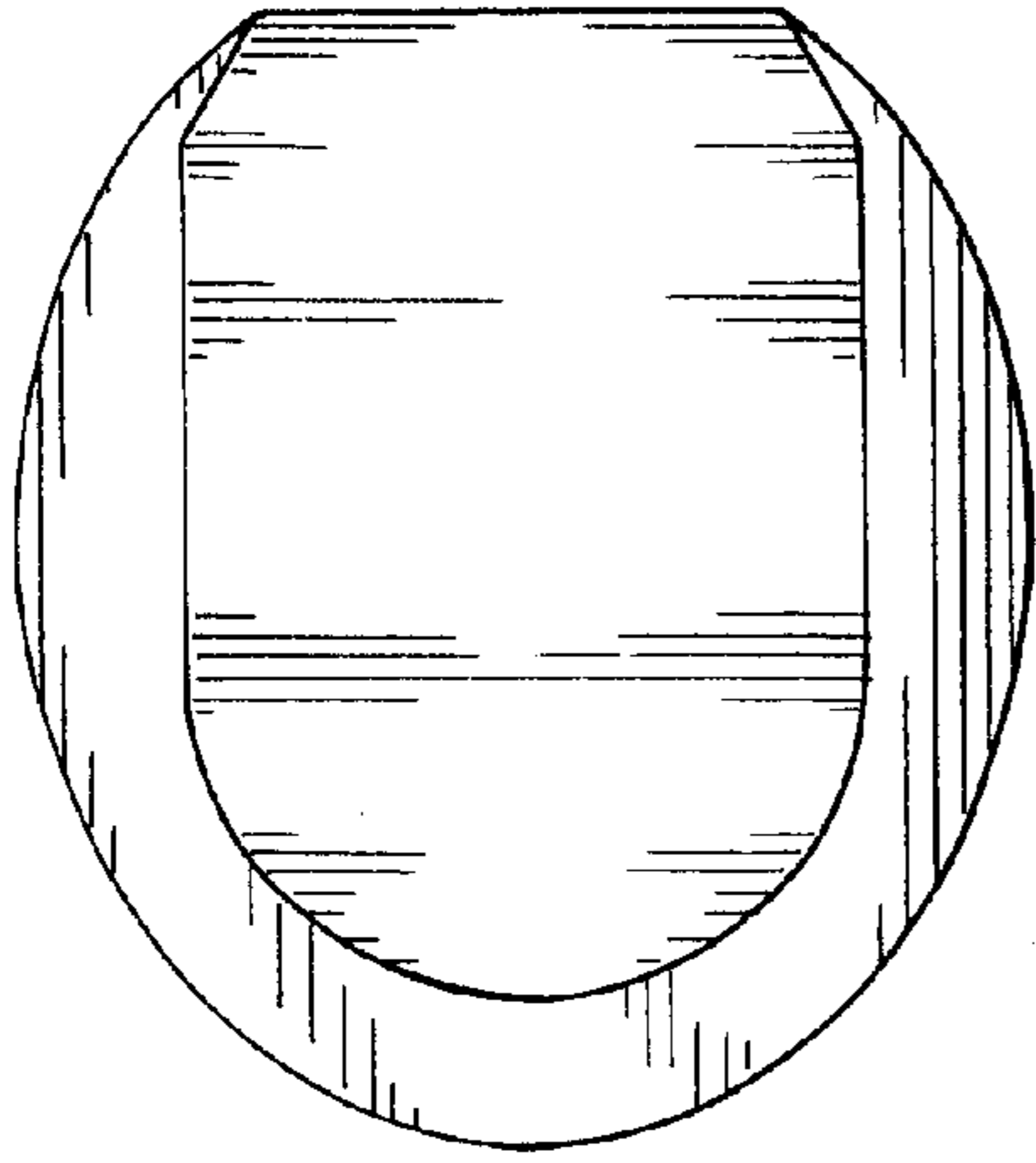


Fig. 2



Fig. 3

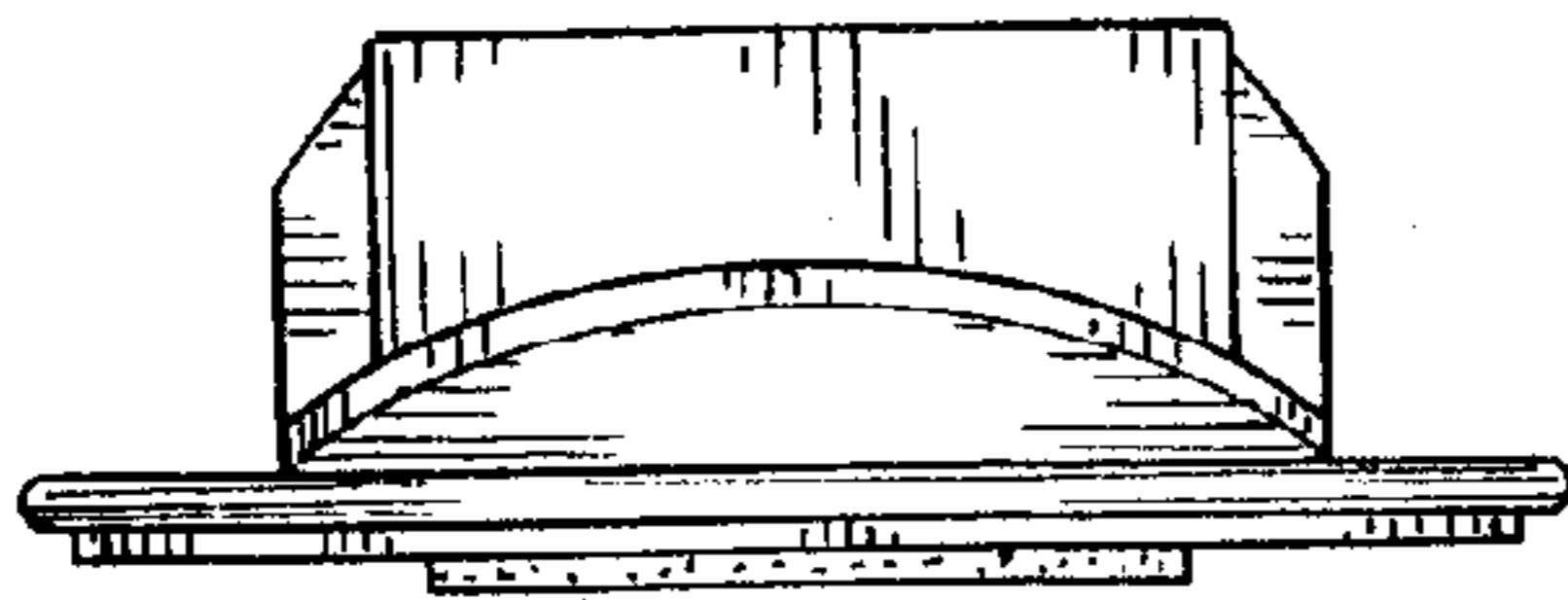


Fig. 4

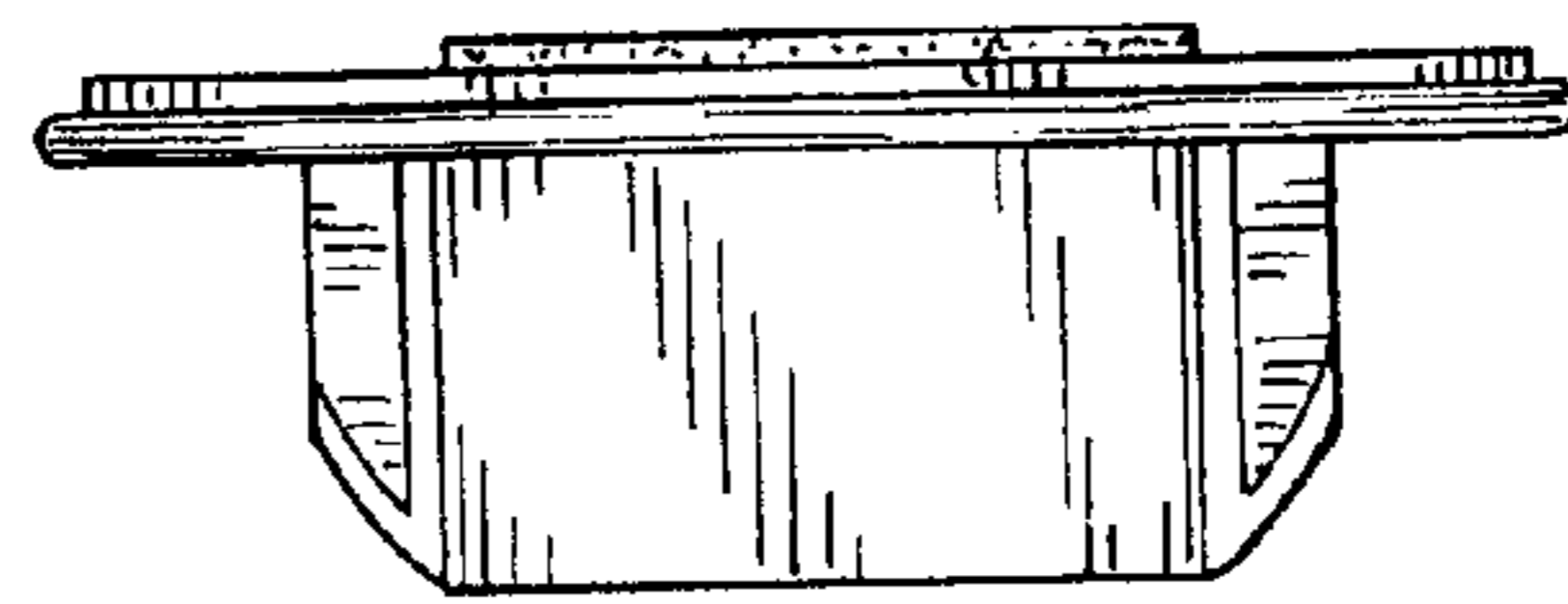


Fig. 5

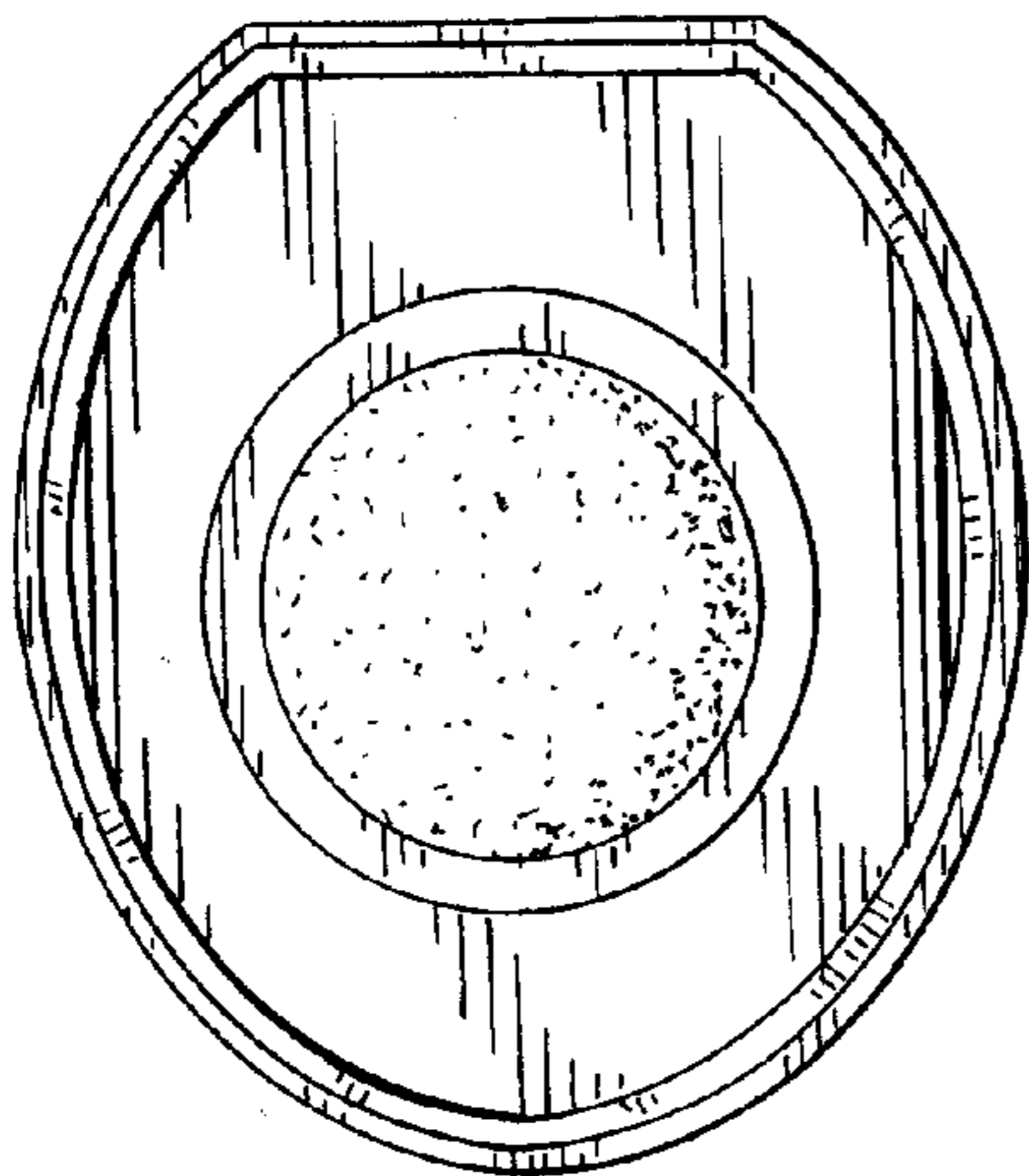


Fig. 6

