

US00D506781S

(12) **United States Design Patent**
Koch

(10) **Patent No.:** **US D506,781 S**
(45) **Date of Patent:** **** Jun. 28, 2005**

(54) **BALL POINT PEN**

(75) Inventor: **Uwe Koch**, Brensbach (DE)

(73) Assignee: **Jacob Ritter GmbH**, Brensbach (DE)

(**) Term: **14 Years**

(21) Appl. No.: **29/215,516**

(22) Filed: **Oct. 20, 2004**

(30) **Foreign Application Priority Data**

Apr. 24, 2004 (DE) 4 04 02 598

(51) **LOC (8) Cl.** **19-06**

(52) **U.S. Cl.** **D19/50; D19/46; D19/56**

(58) **Field of Search** D19/35, 36, 41-51,
D19/53-58, 81-85; 401/6, 7, 88, 99-102,
103-106, 107-110, 111-117, 209; 24/10 R,
11 R, 11 P, 11 PP, 11 F, 11 M

(56) **References Cited**

U.S. PATENT DOCUMENTS

2,234,942 A * 3/1941 Nichols 401/195
D332,282 S * 1/1993 Hu D19/51

D334,023 S * 3/1993 Giugiaro D19/49
D350,562 S * 9/1994 Muliterno D19/48
D424,110 S * 5/2000 Hu D19/51
D482,068 S * 11/2003 Koch D19/51
D482,728 S * 11/2003 Koch D19/51
D490,853 S * 6/2004 Katami D19/51

* cited by examiner

Primary Examiner—Martie K. Holtje

(74) *Attorney, Agent, or Firm*—Smith, Gambrell & Russell,
LLP

(57) **CLAIM**

The ornamental design for a ball point pen, as shown and described.

DESCRIPTION

FIG. 1 is a front view of a ball point pen of the present invention;

FIG. 2 is a rear view thereof;

FIG. 3 is a right side view thereof;

FIG. 4 is a left side view thereof;

FIG. 5 is a top plan view thereof; and,

FIG. 6 is a bottom view thereof.

1 Claim, 1 Drawing Sheet

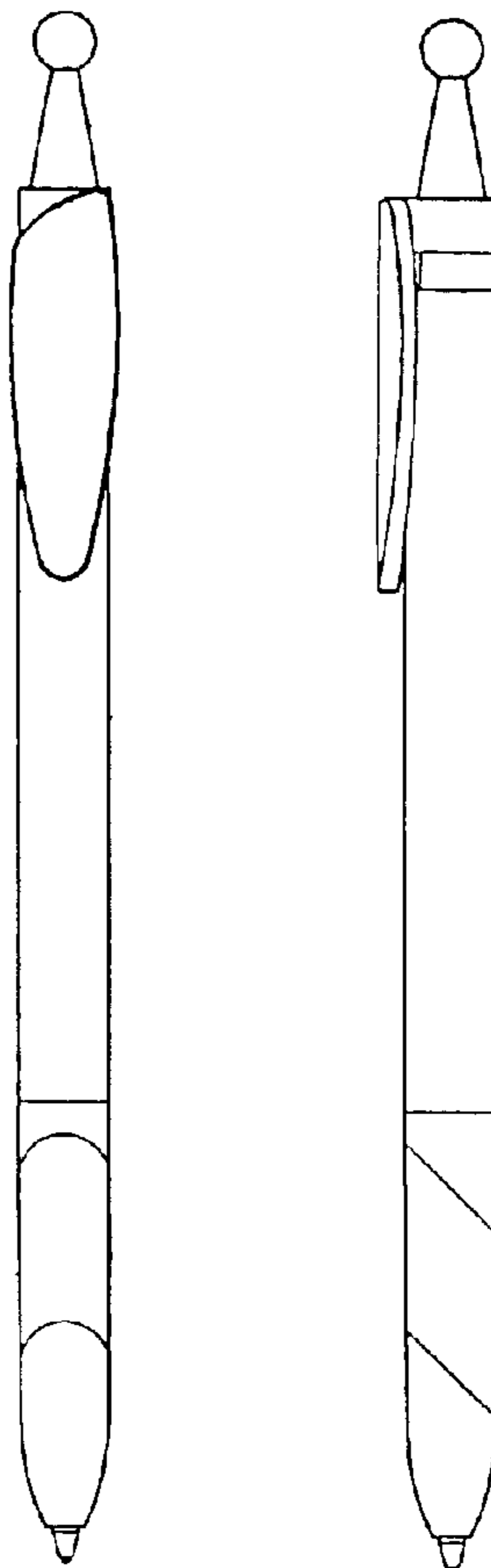


FIG. 1

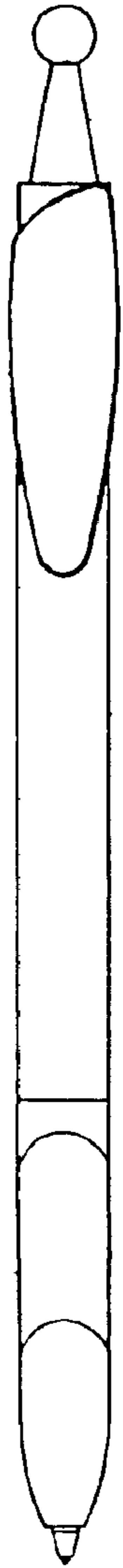


FIG. 2

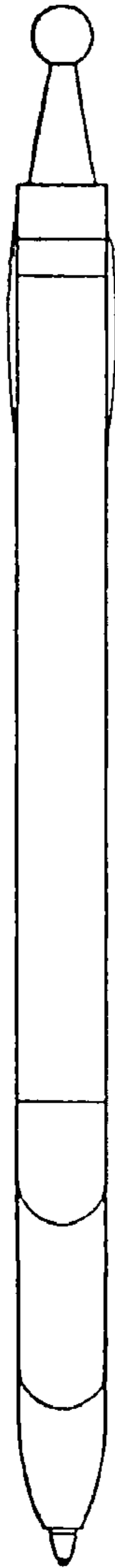


FIG. 3

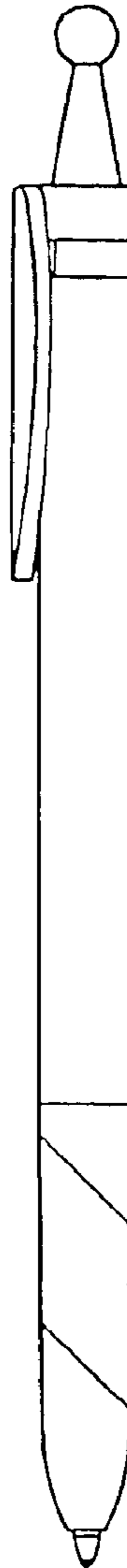


FIG. 4



FIG. 5

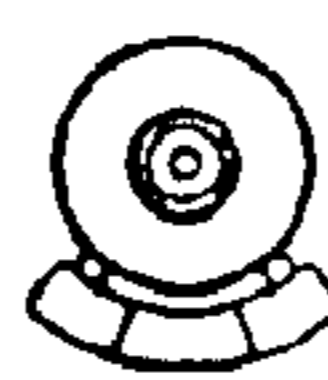


FIG. 6