

US00D506780S

(12) **United States Design Patent**
Nakazawa

(10) **Patent No.:** **US D506,780 S**
(45) **Date of Patent:** **** Jun. 28, 2005**

(54) **BALL POINT PEN**

(75) Inventor: **Hidekazu Nakazawa, Nihonbashi (JP)**

(73) Assignee: **Pentel Kabushiki Kaisha, Tokyo (JP)**

(**) Term: **14 Years**

(21) Appl. No.: **29/195,140**

(22) Filed: **Dec. 5, 2003**

(30) **Foreign Application Priority Data**

Jun. 13, 2003 (JP) 2003-016753

(51) **LOC (8) Cl.** **19-06**

(52) **U.S. Cl.** **D19/49; D19/51; D19/55;**
D19/56

(58) **Field of Search** **D19/35, 36, 41-51,**
D19/53, 54, 55-58, 81-85; 401/6, 7, 88,
99-102, 103-106, 107-110, 111-117, 209;
24/10 R, 11 R, 11 F, 11 M, 11 P, 11 HC,
11 CT

(56) **References Cited**

U.S. PATENT DOCUMENTS

5,988,909 A * 11/1999 Luke et al. 401/6
D421,625 S * 3/2000 Oka D19/49
D444,499 S * 7/2001 Nakazawa D19/49

D450,769 S * 11/2001 Nishida D19/49
D453,790 S * 2/2002 Tsuchikura D19/36
D458,964 S * 6/2002 Nakazawa D19/48
D463,821 S * 10/2002 Nishida D19/47
D489,404 S * 5/2004 Nakazawa D19/43
D490,108 S * 5/2004 Moon D19/50

* cited by examiner

Primary Examiner—Martie K. Holtje

(74) *Attorney, Agent, or Firm*—Adams & Wilks

(57) **CLAIM**

The ornamental design for a ball point pen, as shown and described.

DESCRIPTION

FIG. 1 is a perspective view of a ball point pen showing my new design;
FIG. 2 is a front elevational view thereof;
FIG. 3 is a rear elevational view thereof;
FIG. 4 is a bottom plan view thereof;
FIG. 5 is a top plan view thereof;
FIG. 6 is a left side elevational view thereof, the right side being a mirror image thereof; and,
FIG. 7 is a left side elevational view thereof with the writing tip shown in an extended position.

1 Claim, 2 Drawing Sheets

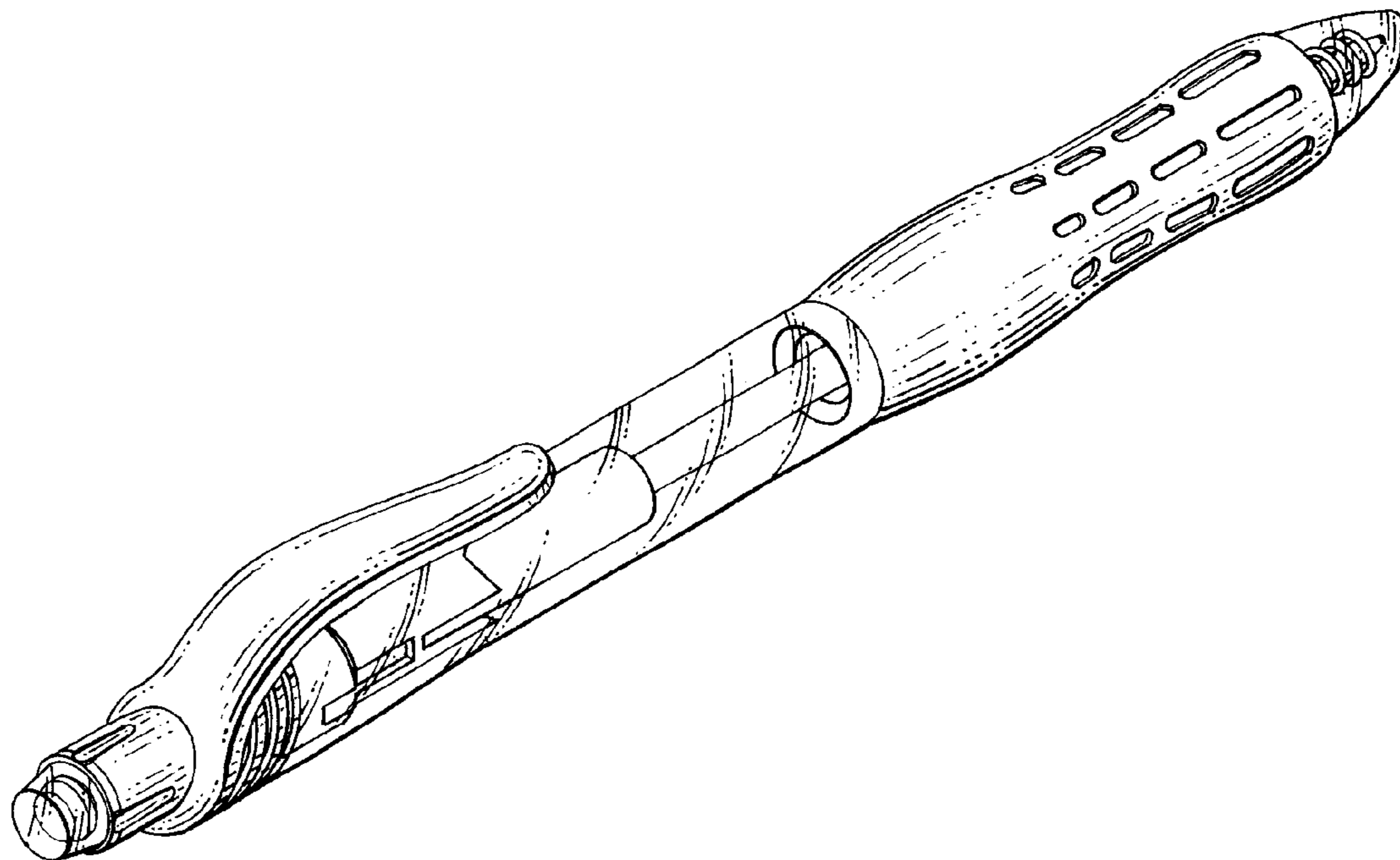


FIG.1

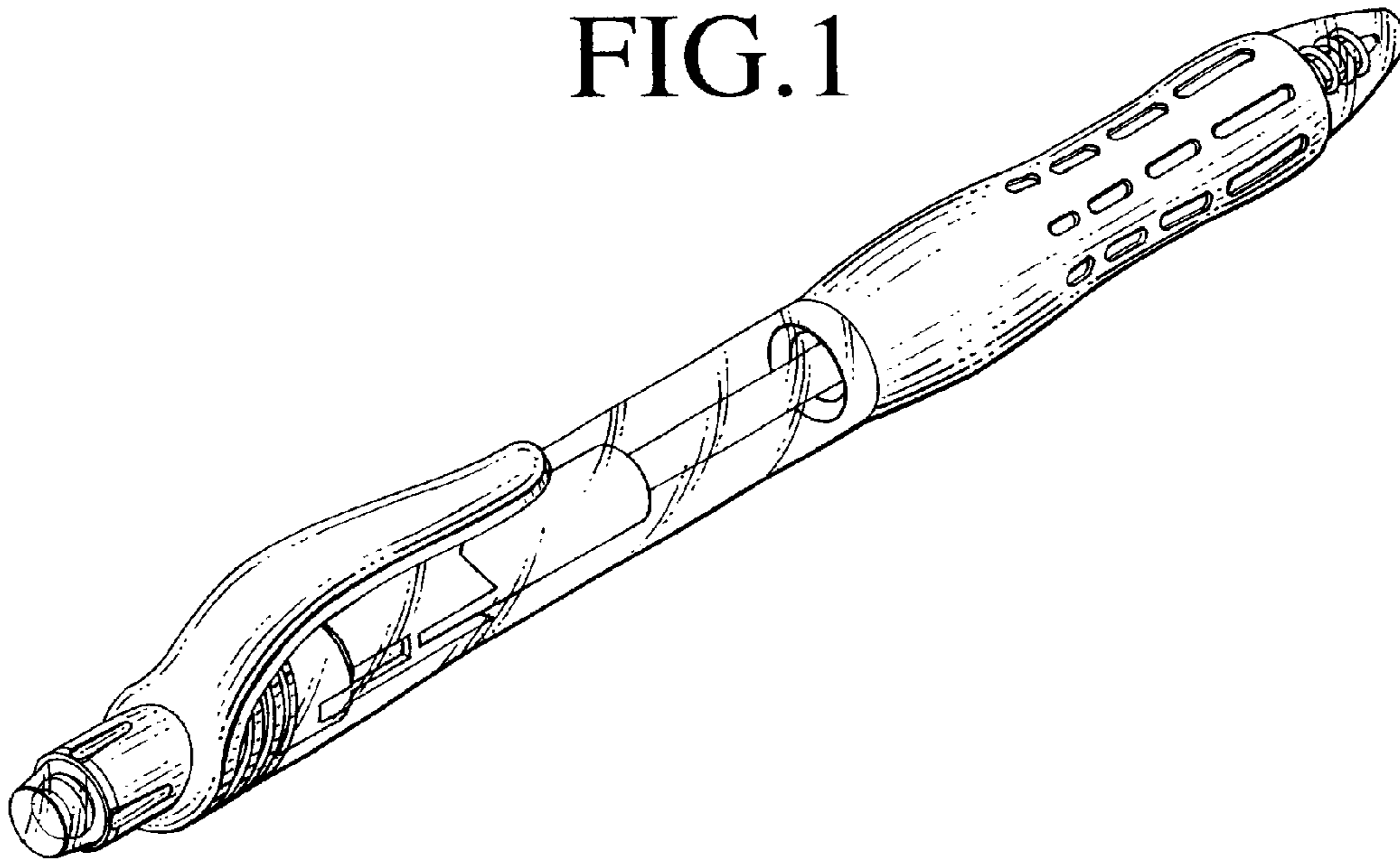


FIG.2




FIG.3




FIG.4

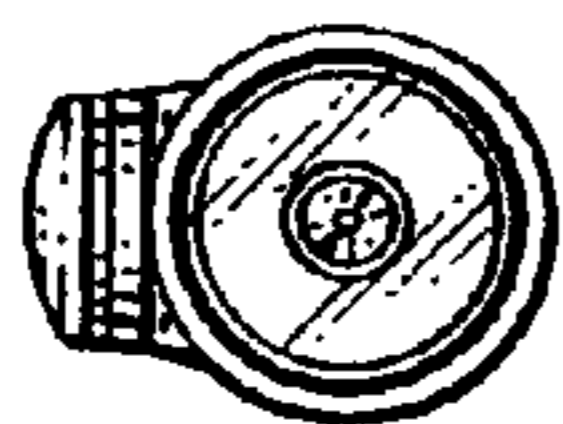


FIG.5

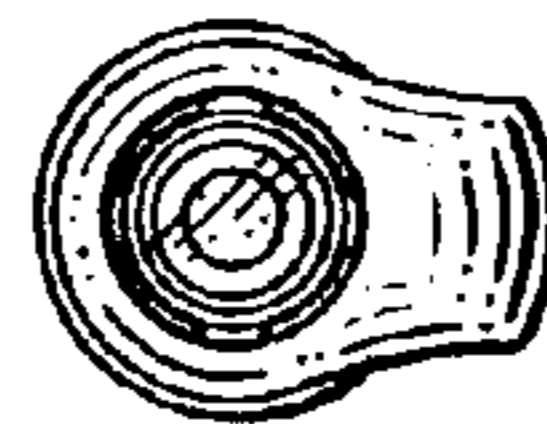


FIG.6

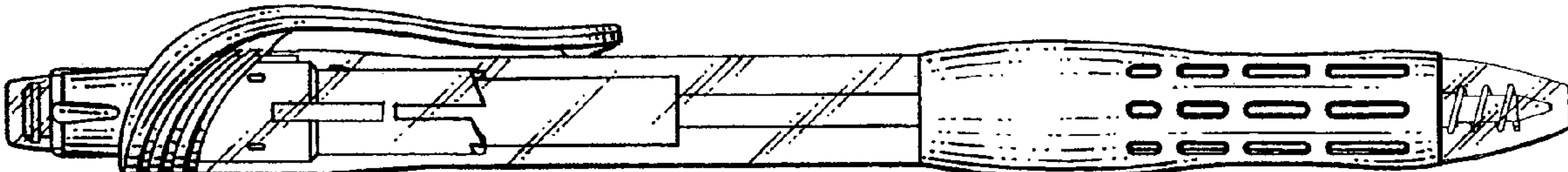


FIG.7

