

US00D506762S

(12) **United States Design Patent**  
**Pieschel et al.**

(10) **Patent No.:** **US D506,762 S**  
(45) **Date of Patent:** **\*\* Jun. 28, 2005**

(54) **PORTABLE AIR COMPRESSOR**  
(75) Inventors: **Frank Pieschel**, Apple Valley, MN  
(US); **Jeff Skubic**, Farmington, MN  
(US); **Jon Sommers**, Fridley, MN (US)

D489,733 S \* 5/2004 Leasure et al. .... D15/9  
D490,948 S \* 6/2004 Cattaneo ..... D32/15  
D499,117 S \* 11/2004 Leasure et al. .... D15/9  
D499,118 S \* 11/2004 Leasure et al. .... D15/9  
D499,429 S \* 12/2004 Leasure ..... D15/9

(73) Assignee: **Tricam International**, Eden Prairie,  
MN (US)

\* cited by examiner

(\*\*) Term: **14 Years**

*Primary Examiner*—Ralf Seifert  
(74) *Attorney, Agent, or Firm*—Patterson, Thunte, Skaar &  
Christensen, PA; Michael A. Bondi

(21) Appl. No.: **29/206,649**

(57) **CLAIM**

(22) Filed: **Jun. 2, 2004**

We claim the ornamental design for the portable air compressor, as shown.

(51) **LOC (8) Cl.** ..... **15-02**

(52) **U.S. Cl.** ..... **D15/9**

(58) **Field of Search** ..... D15/7-9; D23/231,  
D23/232; 417/410.4, 359, 415, 410.3, 234,  
229, 321, 265, 405

**DESCRIPTION**

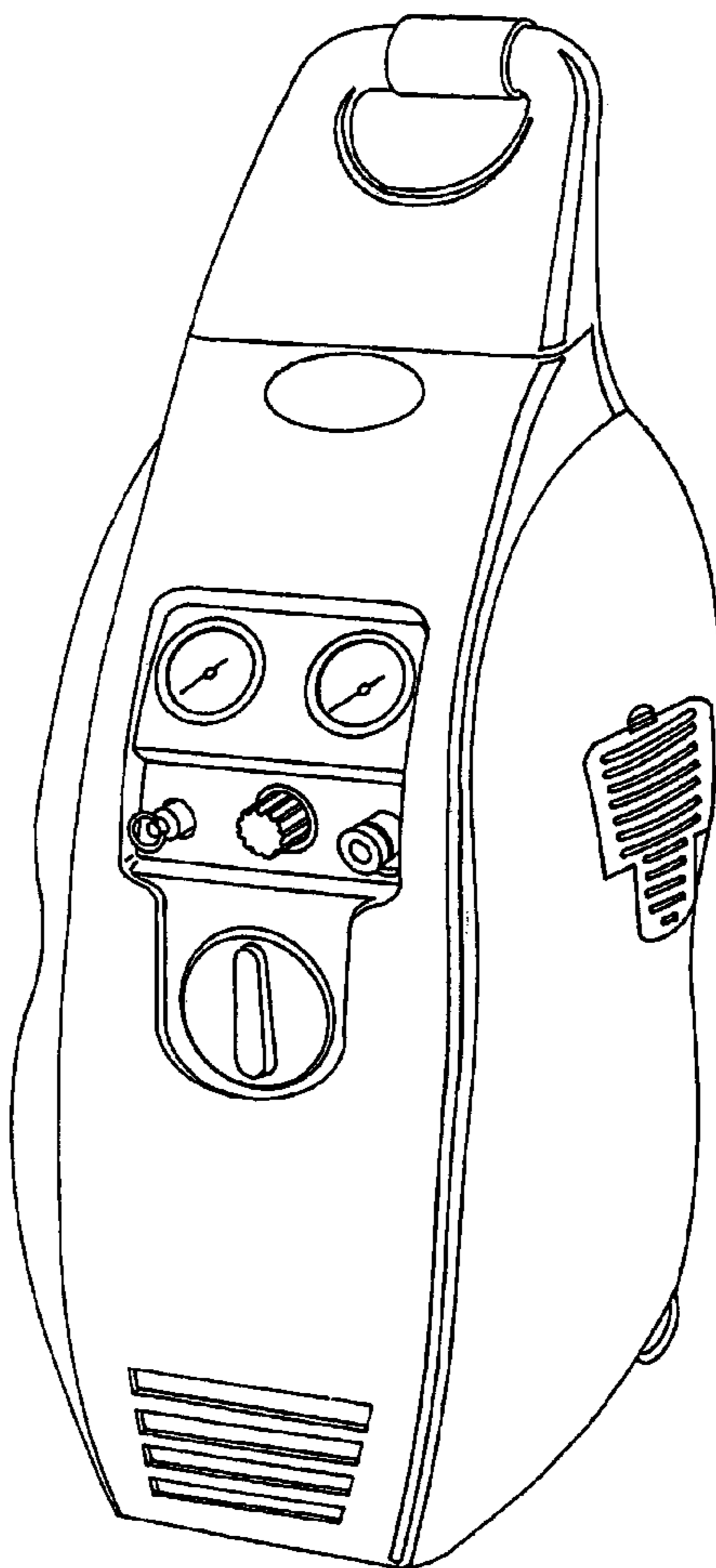
FIG. 1 is a front view of a portable air compressor according to an embodiment of the invention.  
FIG. 2 is a back view of a portable air compressor according to an embodiment of the invention.  
FIG. 3 is a side view of a portable air compressor according to an embodiment of the invention; and,  
FIG. 4 is bottom view of a portable air compressor according to an embodiment of the invention.

(56) **References Cited**

**U.S. PATENT DOCUMENTS**

D418,522 S \* 1/2000 Angel ..... D15/7  
D479,248 S \* 9/2003 Gist et al. .... D15/9  
D488,485 S \* 4/2004 Leasure et al. .... D15/9

**1 Claim, 4 Drawing Sheets**



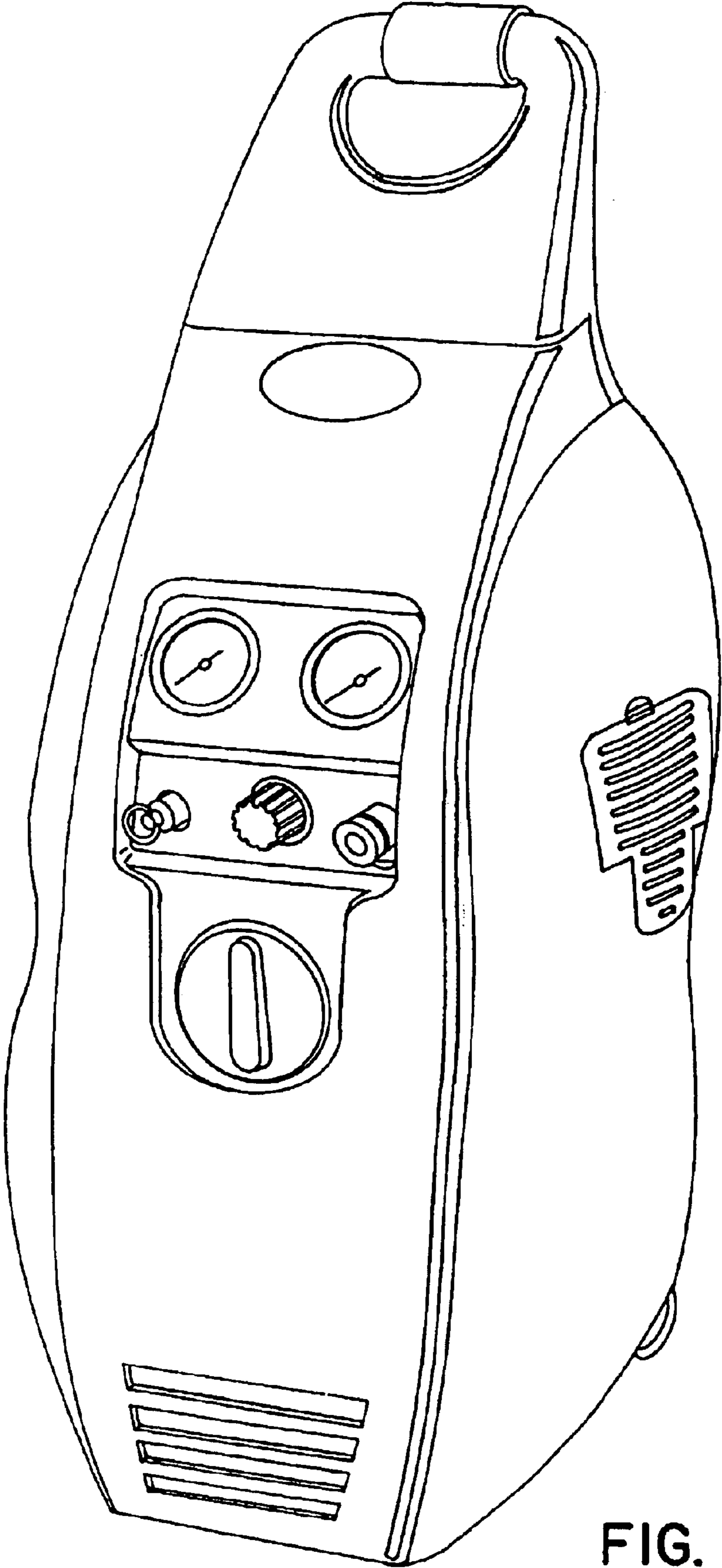


FIG. 1

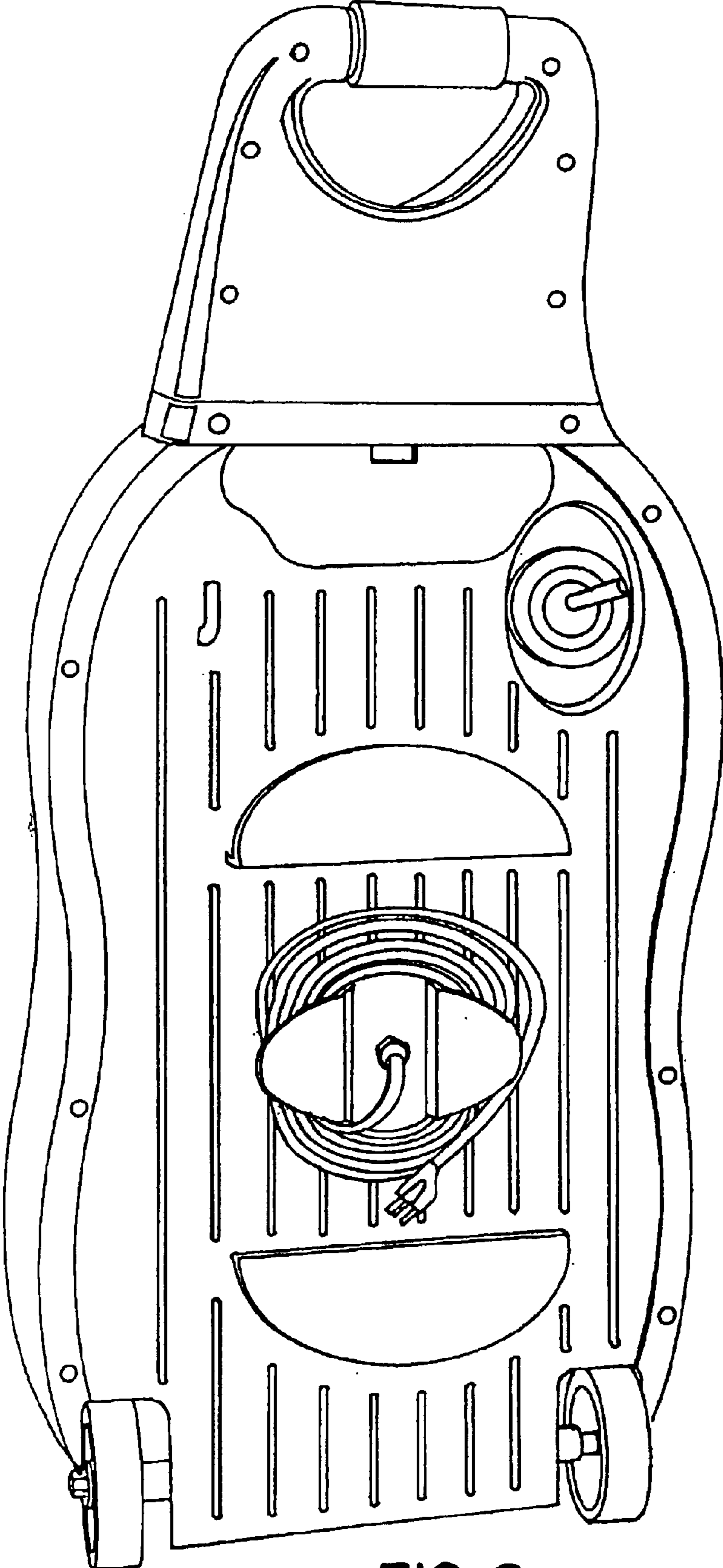


FIG. 2

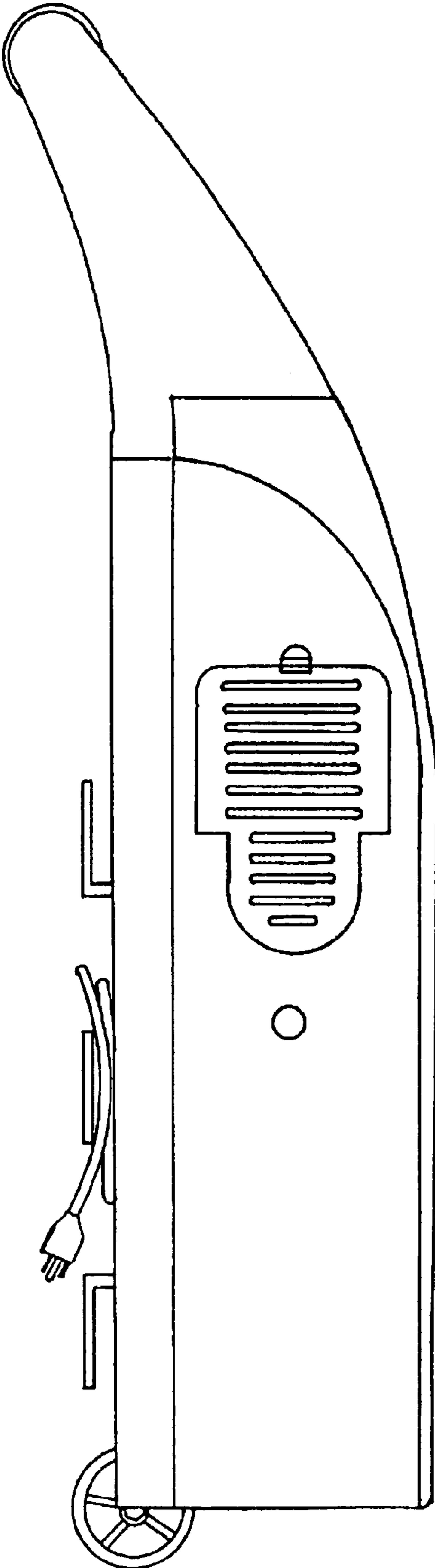


FIG. 3

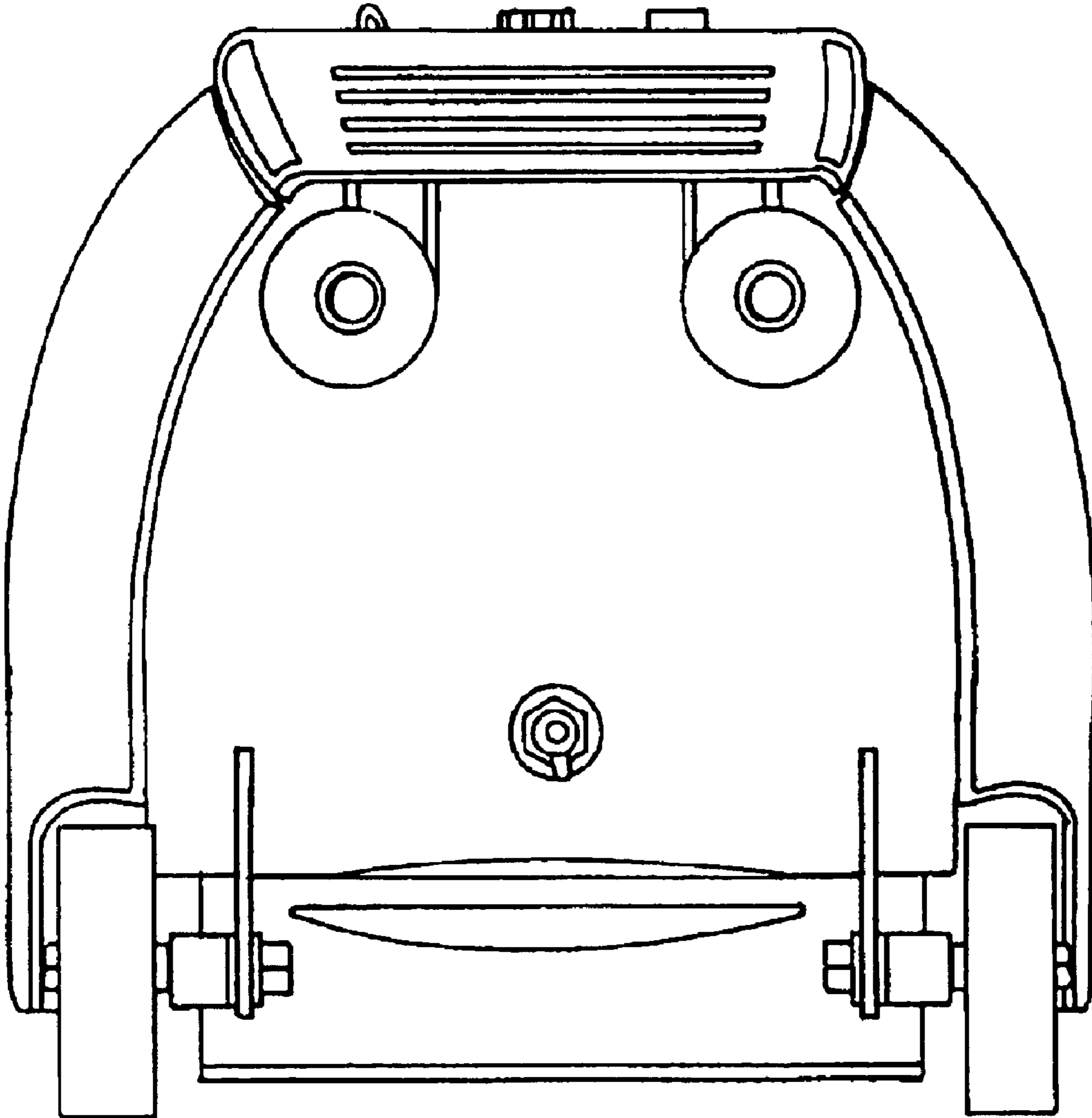


FIG. 4