



US00D506752S

(12) **United States Design Patent**  
**Huh**

(10) **Patent No.:** **US D506,752 S**  
(45) **Date of Patent:** **\*\* Jun. 28, 2005**

(54) **LAPTOP COMPUTER**

(75) **Inventor:** **Byung Mu Huh, Seoul (KR)**

(73) **Assignee:** **LG Electronics Inc., Seoul (KR)**

(\*\*) **Term:** **14 Years**

(21) **Appl. No.:** **29/194,935**

(22) **Filed:** **Dec. 4, 2003**

(30) **Foreign Application Priority Data**

Jun. 5, 2003 (KR) ..... 30-2003-0015732

(51) **LOC (8) Cl.** ..... **14-02**

(52) **U.S. Cl.** ..... **D14/316**

(58) **Field of Search** ..... D14/315-328;  
D18/1, 2, 7; 235/145 A, 145 R; 341/22,  
23; 345/104, 156, 168, 169, 173; 361/680-686

(56) **References Cited**

**U.S. PATENT DOCUMENTS**

D391,927 S \* 3/1998 Faranda et al. .... D14/318  
D482,687 S \* 11/2003 Chu ..... D14/316  
D483,358 S \* 12/2003 Hsu ..... D14/328

6,657,854 B2 \* 12/2003 Horii et al. .... 361/683

\* cited by examiner

*Primary Examiner*—Freda S. Nunn

(74) *Attorney, Agent, or Firm*—Birch, Stewart, Kolasch & Birch, LLP

(57) **CLAIM**

The ornamental design for a laptop computer, as shown and described.

**DESCRIPTION**

FIG. 1 is a front perspective view of the laptop computer showing my new design;  
FIG. 2 is a front view thereof;  
FIG. 3 is a rear view thereof;  
FIG. 4 is a left side view thereof;  
FIG. 5 is a right side view thereof;  
FIG. 6 is a top view thereof;  
FIG. 7 is a bottom view thereof;  
FIG. 8 is a front perspective view showing the displaying part in an opened position; and,  
FIG. 9 is a front perspective view showing the displaying part rotated 90 degrees while in an opened position.

**1 Claim, 4 Drawing Sheets**




FIG. 1




FIG. 2

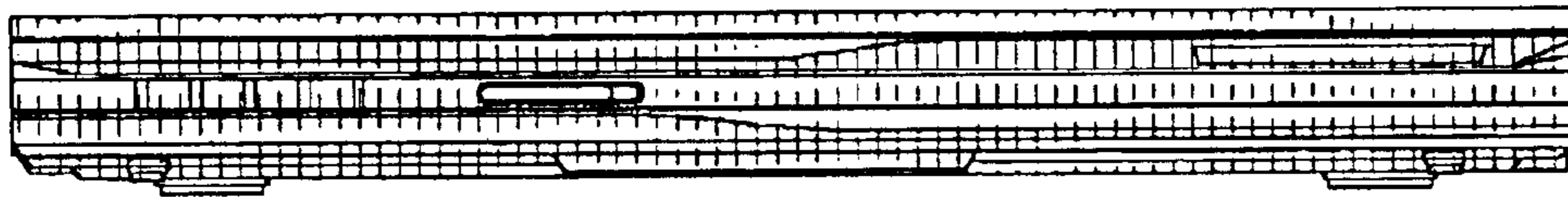


FIG. 3

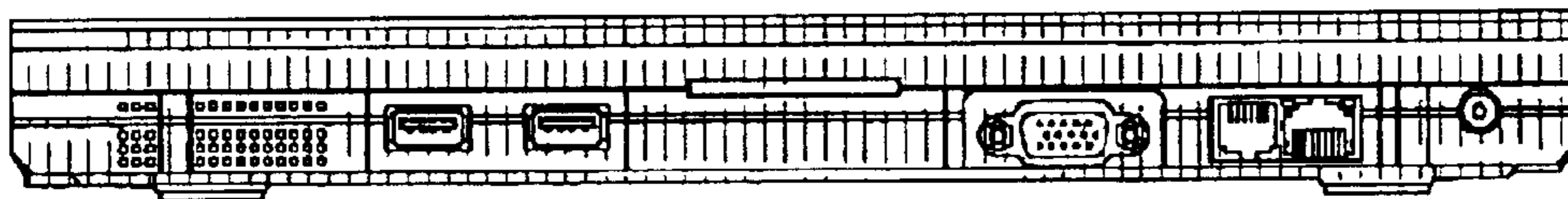


FIG. 4

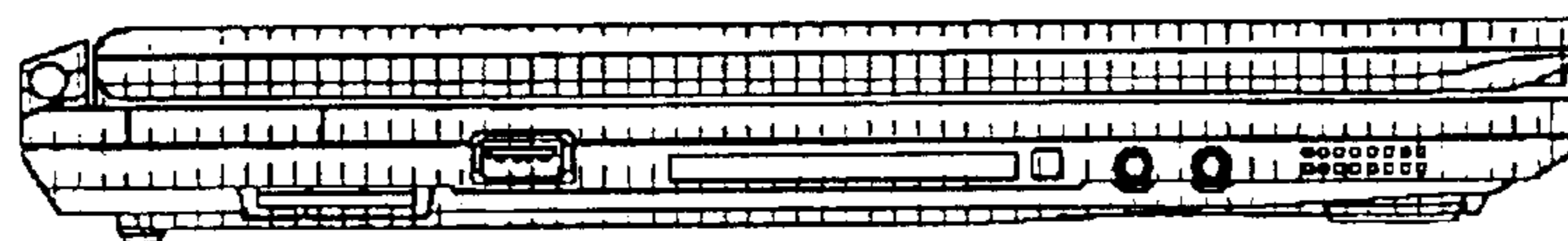


FIG. 5

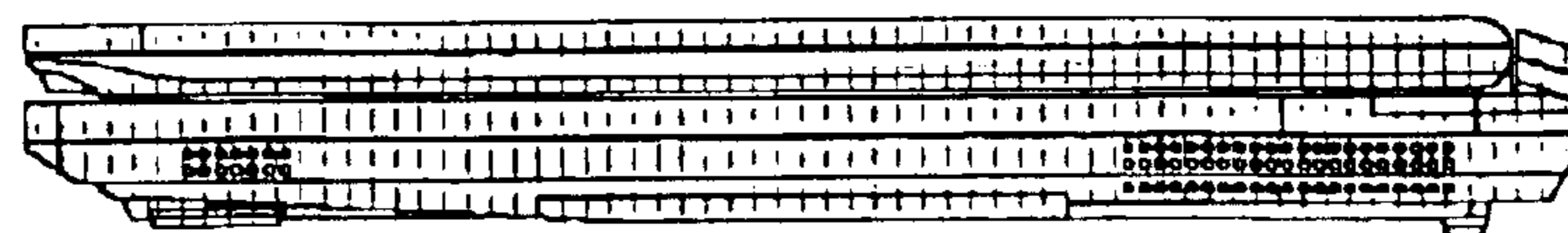


FIG. 6

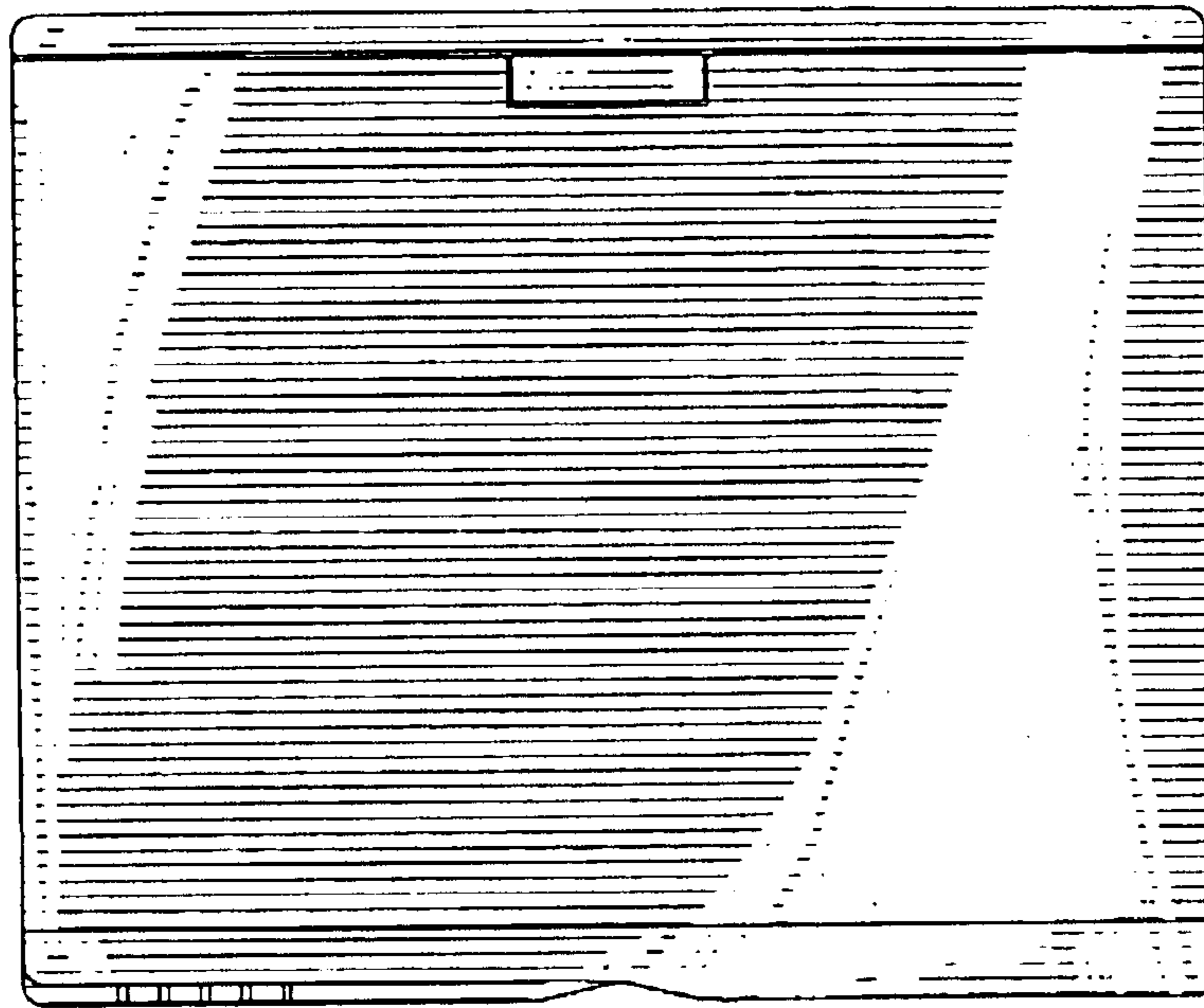


FIG. 7

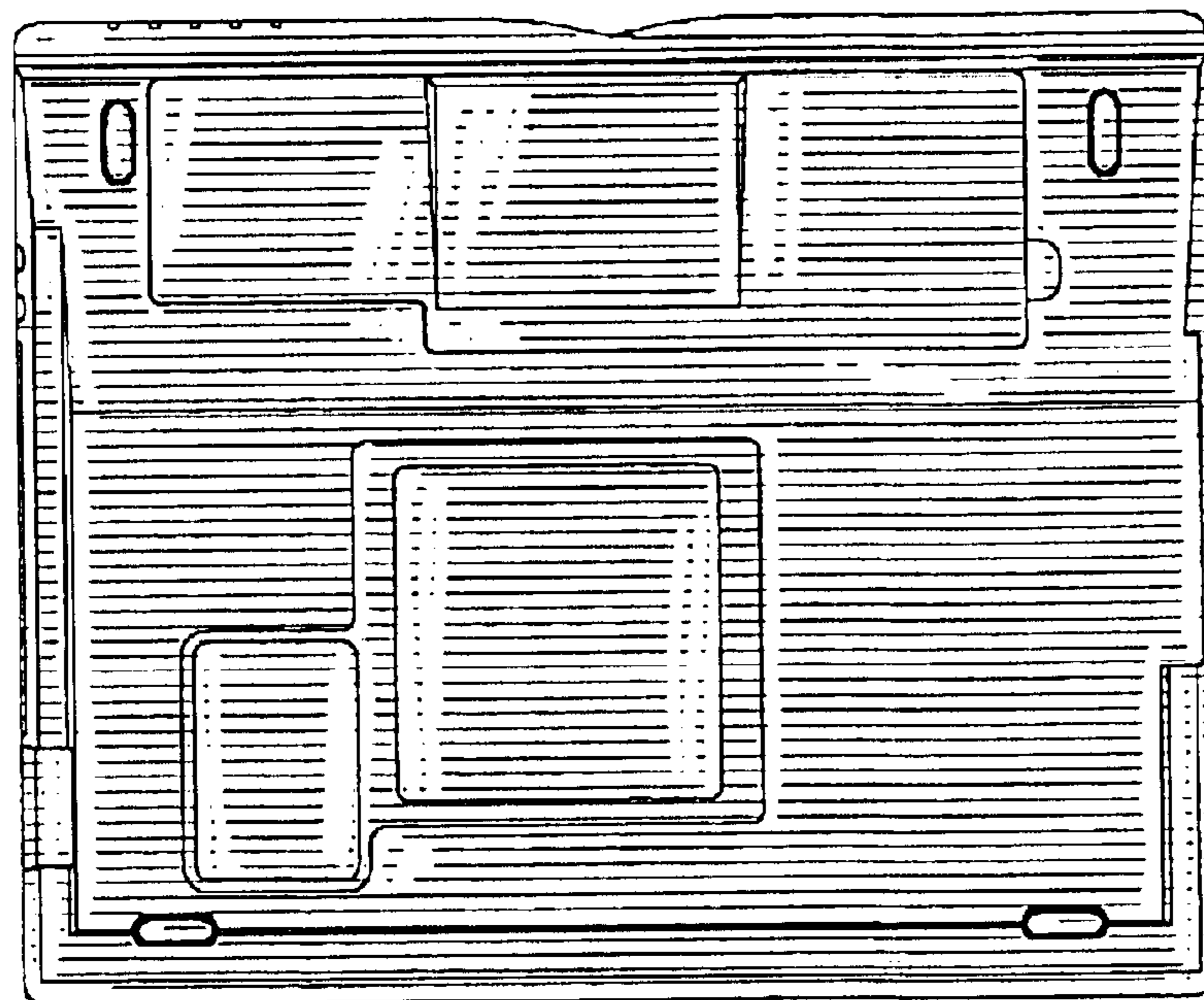


FIG. 8




FIG. 9

