

US00D506747S

(12) **United States Design Patent**
Gould Bear et al.

(10) **Patent No.:** **US D506,747 S**
(45) **Date of Patent:** **** Jun. 28, 2005**

(54) **ERGONOMIC AND FUNCTIONALLY-EFFICIENT ONE-HAND USER INPUT INTERFACE**

(75) Inventors: **Eric Justin Gould Bear**, Bellevue, WA (US); **Barbee Eve Teasley**, Leavenworth, WA (US); **Leroy Bertrand Keely**, Portola Valley, CA (US); **William Hong Vong**, Seattle, WA (US)

(73) Assignee: **Microsoft Corporation**, Redmond, WA (US)

(**) Term: **14 Years**

(21) Appl. No.: **29/197,605**

(22) Filed: **Jan. 16, 2004**

Related U.S. Application Data

(63) Continuation of application No. 29/180,923, filed on May 2, 2003, now abandoned.

(51) **LOC (8) Cl.** **14-03**

(52) **U.S. Cl.** **D14/218**

(58) **Field of Search** D14/174, 217, D14/218, 137-139, 151, 191-193, 299, 167, 168; D13/168, 162-164; D21/512-517, 566; D10/104, 106; 455/352-355, 151.1-151.4, 128, 347, 90.3; 348/114, 734

(56) **References Cited**

U.S. PATENT DOCUMENTS

D356,570 S * 3/1995 Shinohara et al. D14/218

D380,691 S * 7/1997 Heun D10/104
D424,060 S * 5/2000 Baker et al. D14/218
D462,069 S * 8/2002 Gatto D14/218
D465,477 S * 11/2002 Beraut et al. D14/218
D484,493 S * 12/2003 Oross et al. D14/218
6,763,779 B1 * 7/2004 Borders 116/201

* cited by examiner

Primary Examiner—Louis S. Zarfaz

Assistant Examiner—John Windmuller

(74) *Attorney, Agent, or Firm*—Woodcock Washburn LLP

(57) **CLAIM**

The ornamental design for an ergonomic and functionally-efficient one-hand user input interface, as shown and described.

DESCRIPTION

FIG. 1 is a perspective view of an ergonomic and functionally-efficient one-hand user input interface, in accordance with the present invention.

FIG. 2 is a top view thereof.

FIG. 3 is an underside view thereof.

FIG. 4 is a front view thereof.

FIG. 5 is a rear view thereof.

FIG. 6 is a side view thereof; and,

FIG. 7 is a corresponding side view thereof.

Broken lines (if any) showing the environment in any figures are for illustrative purposes only and form no part of the claimed design.

1 Claim, 2 Drawing Sheets

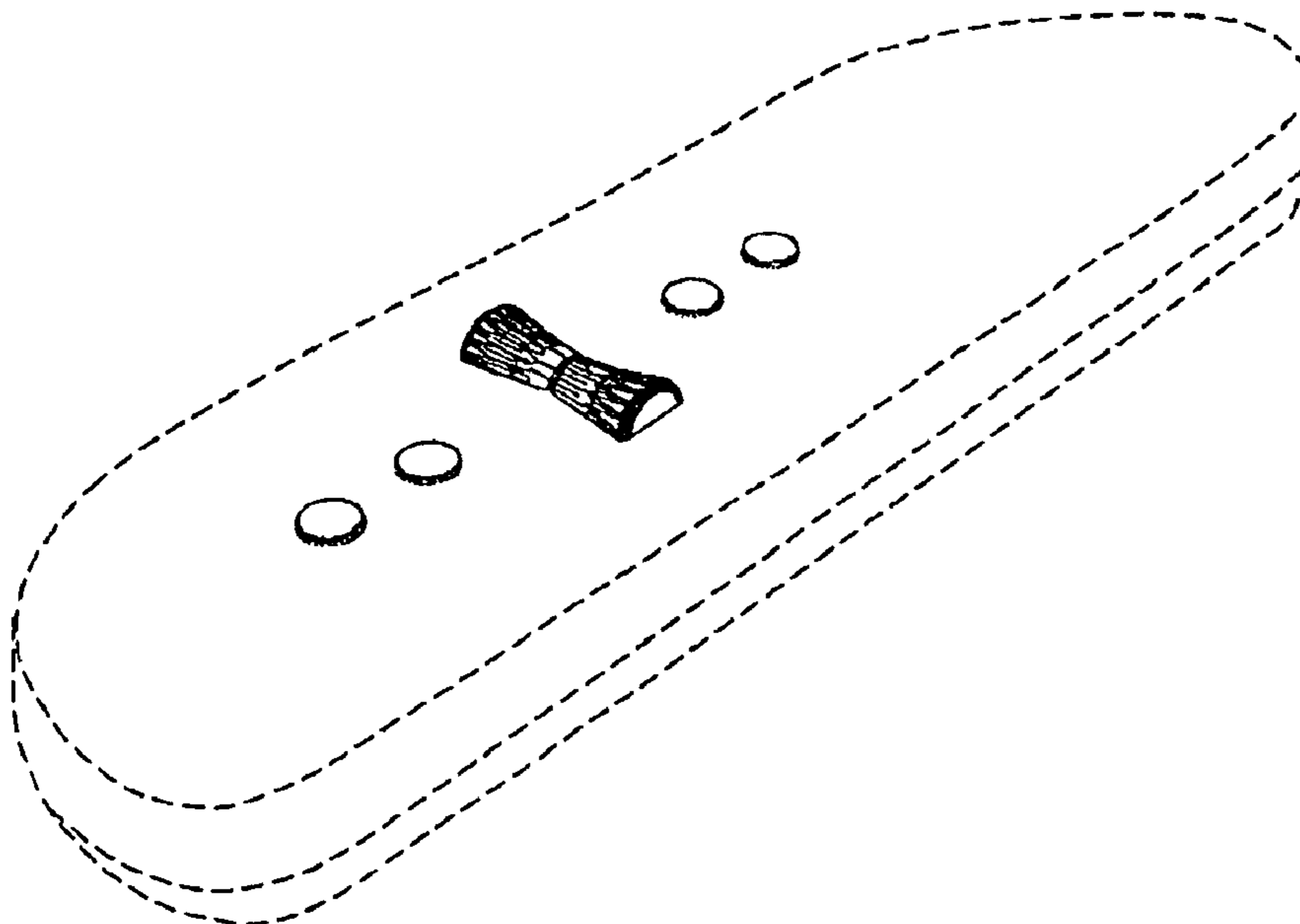


Fig. 1

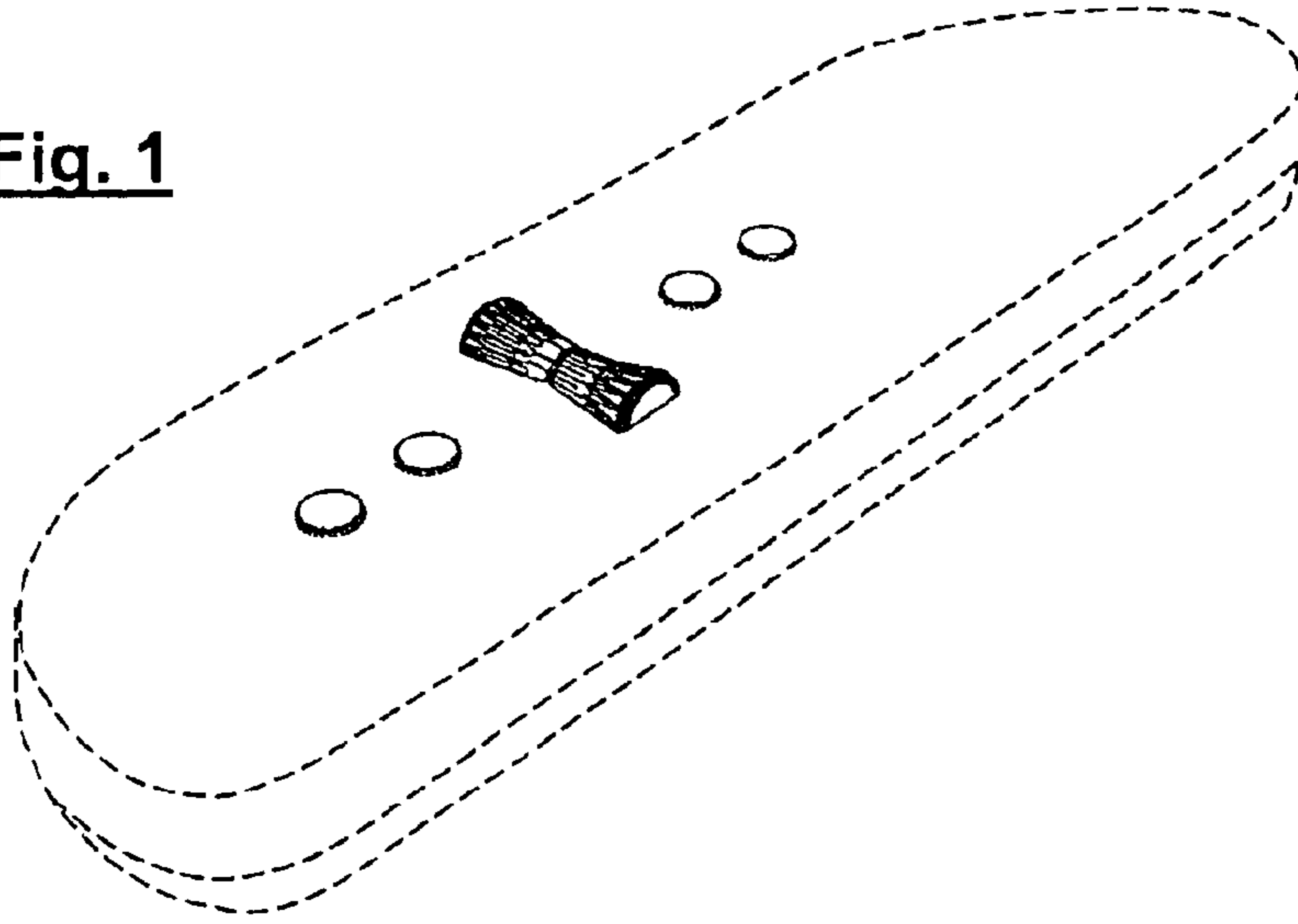


Fig. 3

Fig. 2


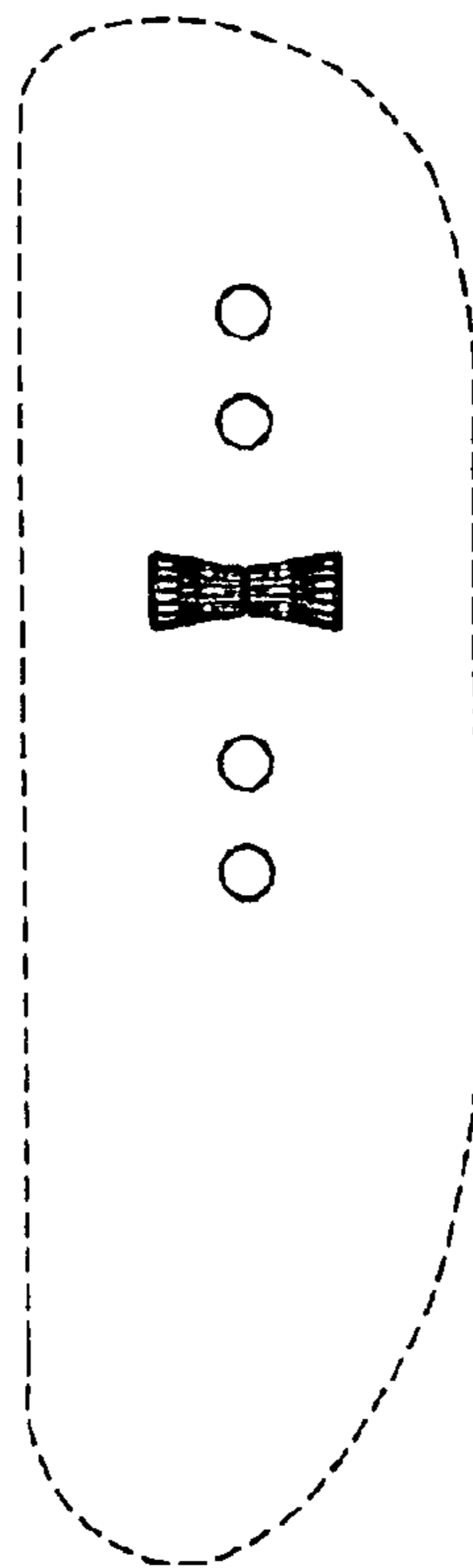


Fig. 4




Fig. 5




Fig. 6




Fig. 7

