

US00D506741S

(12) **United States Design Patent** (10) **Patent No.:** **US D506,741 S**
Juszkiewicz et al. (45) **Date of Patent:** **** Jun. 28, 2005**

(54) **CONSOLE AUDIO RECORDING AND PLAYBACK SYSTEM**

(75) Inventors: **Henry E. Juszkiewicz**, Nashville, TN (US); **Kris O. Carter**, Washington, DC (US); **Timothy M. Nugent**, Venice, CA (US); **Mark Powell**, Marina del Rey, CA (US); **Brady L. Bargaquast**, San Jose, CA (US)

(73) Assignee: **Gibson Guitar Corp.**, Nashville, TN (US)

(**) Term: **14 Years**

(21) Appl. No.: **29/196,928**

(22) Filed: **Jan. 7, 2004**

(51) **LOC (8) Cl.** **14-01**

(52) **U.S. Cl.** **D14/167**

(58) **Field of Search** D14/167, 445, D14/258, 257, 224, 217, 198, 197, 196, 195, 194, 193, 192, 188, 168, 156, 136, 162, 415, 420, 299, 218; 455/351, 350, 352; 312/7.1; 379/419

(56) **References Cited**

U.S. PATENT DOCUMENTS

D224,156 S	*	7/1972	Hunter	D14/195
D281,496 S	*	11/1985	Chen	D14/143
D330,907 S	*	11/1992	Burke	D18/7
D351,381 S	*	10/1994	Reardon et al.	D14/125
D387,337 S	*	12/1997	Sween et al.	D14/420
D399,209 S	*	10/1998	Yamagishi	D14/218
D399,510 S	*	10/1998	Renk	D14/216
D416,909 S	*	11/1999	Renk	D14/218
D417,444 S	*	12/1999	Hung	D14/445
D427,926 S	*	7/2000	Lowery	D10/104

D428,412 S	*	7/2000	Davis	D14/341
D432,528 S	*	10/2000	Hartman et al.	D14/243
D442,941 S	*	5/2001	Mah	D14/194
D447,130 S	*	8/2001	Scott et al.	D14/194
D473,872 S	*	4/2003	Ausems et al.	D14/420
D500,484 S	*	1/2005	Deguchi	D14/167

OTHER PUBLICATIONS

Exhibit A: printout from website www.wurlitzerjukebox.com.

* cited by examiner

Primary Examiner—Joel A. Sincavage

Assistant Examiner—Austin Murphy

(74) *Attorney, Agent, or Firm*—Waddey & Patterson, P.C.;
Lucian Wayne Beavers

(57) **CLAIM**

What is claimed is the ornamental design for a console audio recording and playback system, as shown and described.

DESCRIPTION

FIG. 1 is a front perspective view showing the console audio recording and playback system of Applicants' invention.

FIG. 2 is a front elevation of the console audio recording and playback system of Applicants' invention.

FIG. 3 is a right side elevation of the console audio recording and playback system of Applicants' invention.


FIG. 4 is a left side elevation of the console audio recording and playback system of Applicants' invention.

FIG. 5 is a rear elevation of the console audio recording and playback system of Applicants' invention.

FIG. 6 is a top view of the console audio recording and playback system of Applicants' invention; and,

FIG. 7 is a bottom view of the console audio recording and playback system of Applicants' invention.

1 Claim, 2 Drawing Sheets






FIG. 1

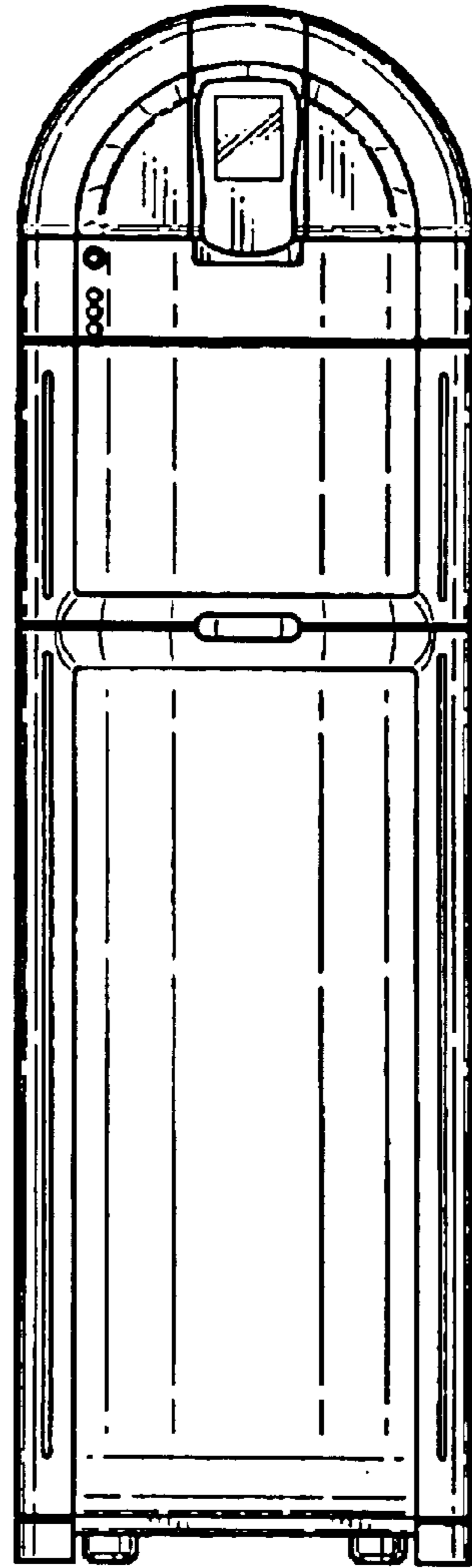


FIG. 2

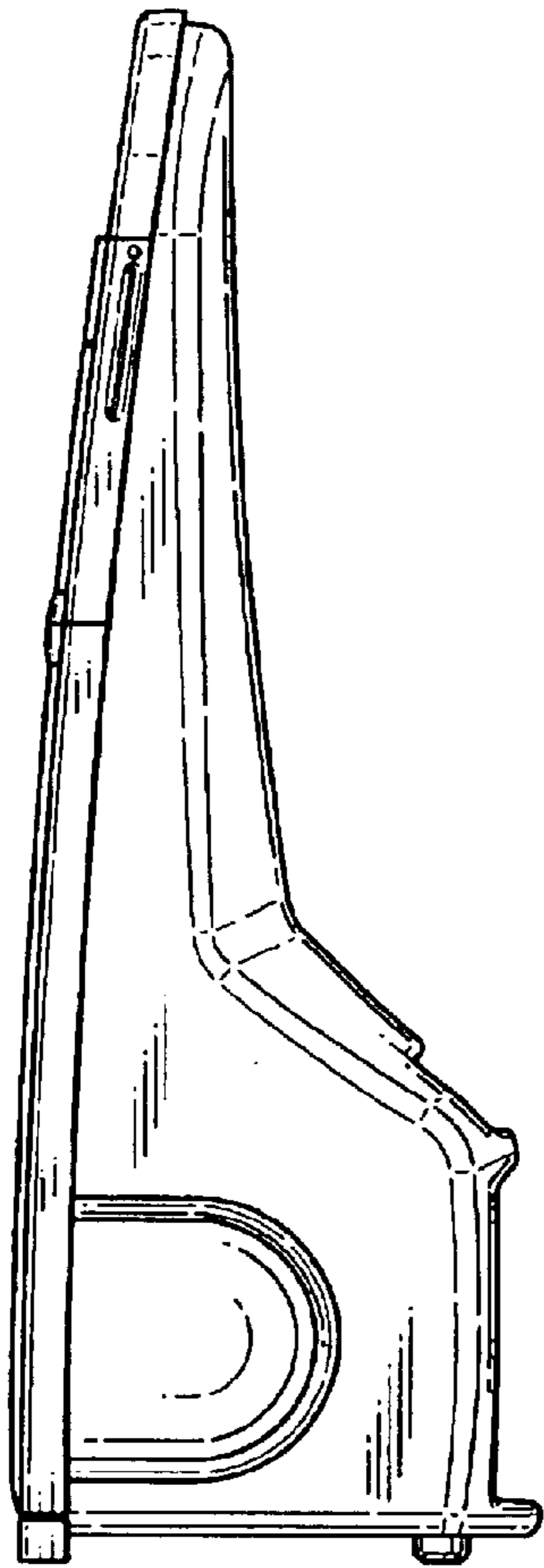


FIG. 3

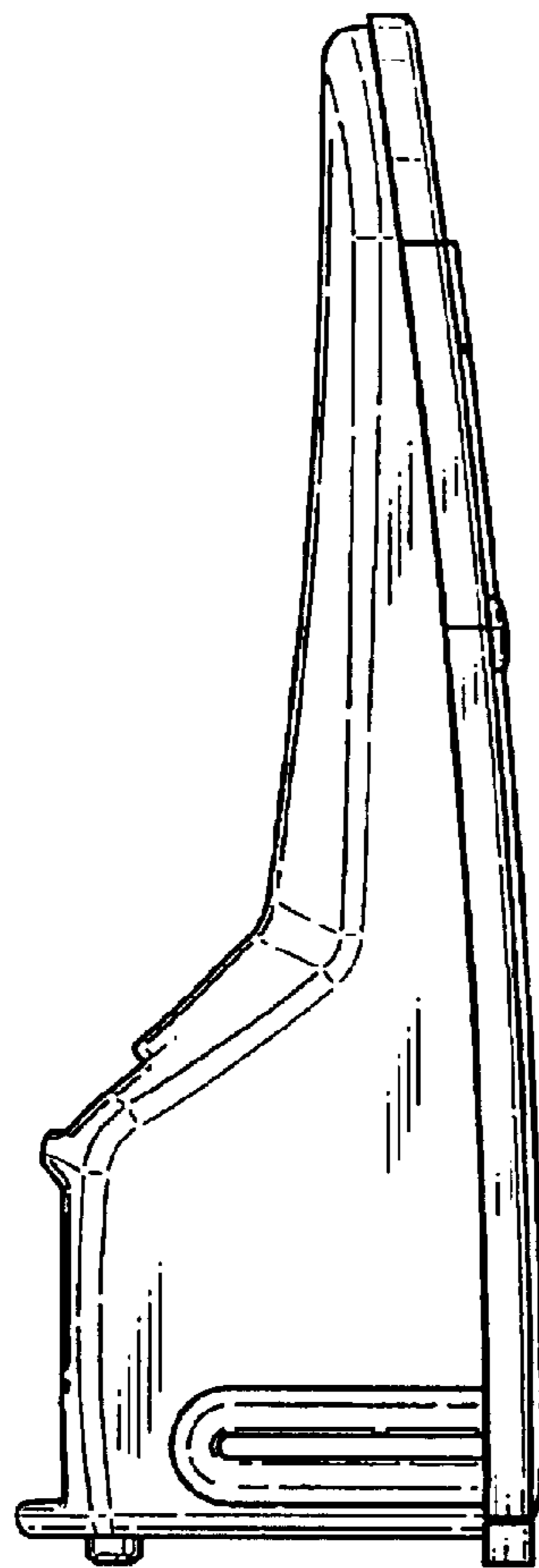


FIG. 4

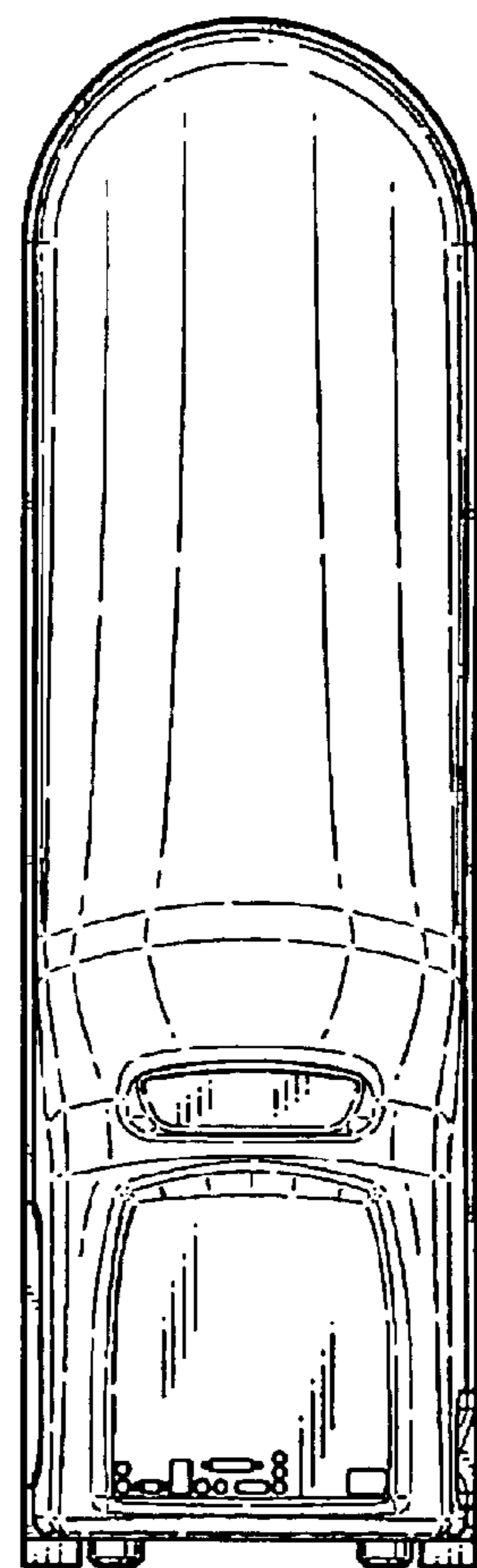


FIG. 5

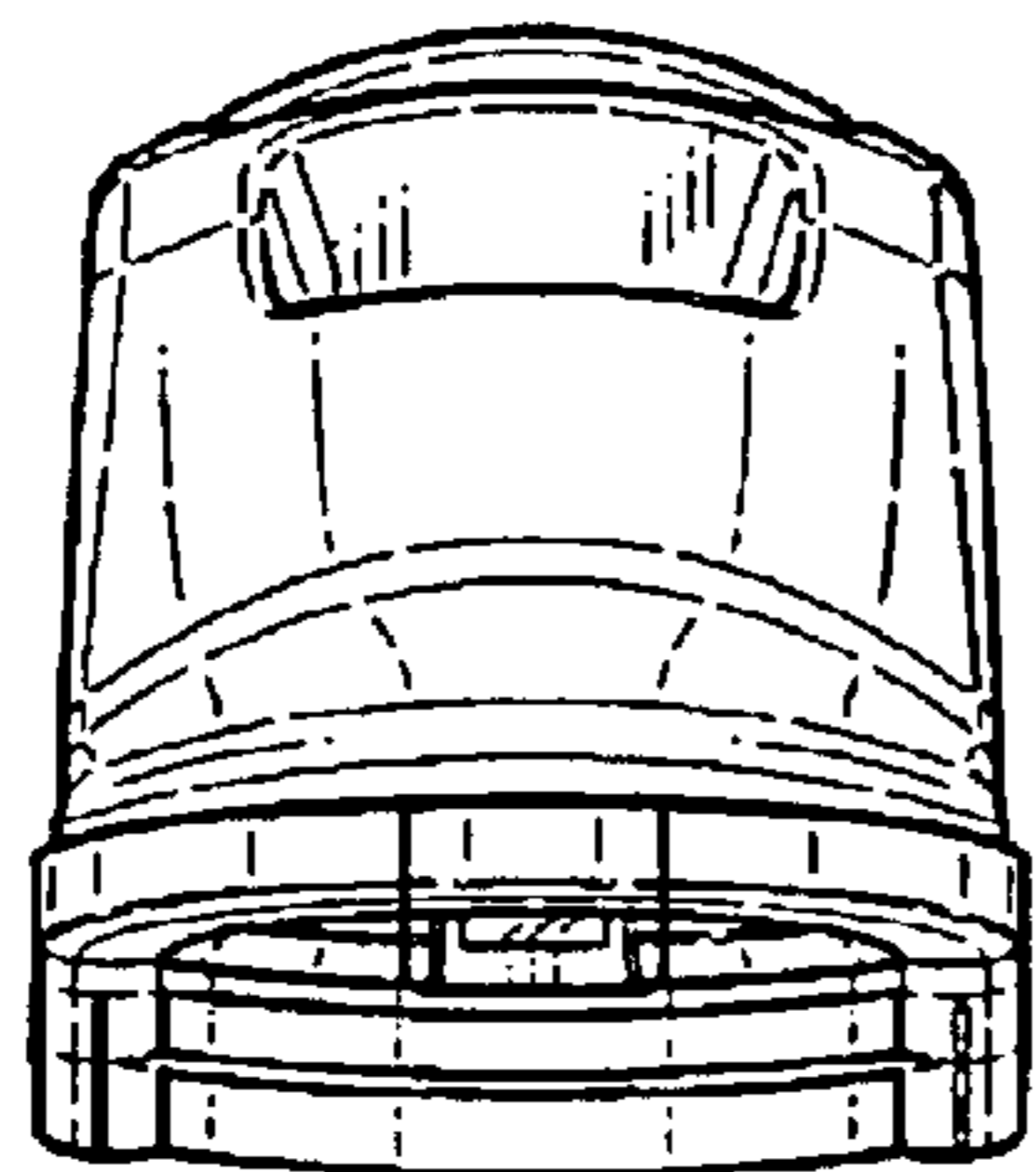


FIG. 6




FIG. 7