

US00D506740S

(12) **United States Design Patent**
Ashfield

(10) **Patent No.: US D506,740 S**

(45) **Date of Patent: ** Jun. 28, 2005**

(54) **SOUND RECORDER**

(75) **Inventor: Lea Antony Ashfield, New Territories (HK)**

(73) **Assignee: OneWorld Enterprises Limited, Kowloon (HK)**

(**) **Term: 14 Years**

(21) **Appl. No.: 29/195,388**

(22) **Filed: Dec. 11, 2003**

(51) **LOC (8) Cl. 14-01**

(52) **U.S. Cl. D14/167**

(58) **Field of Search D14/191, 138, D14/343, 194, 192, 156; 340/311.2, 313; 379/440; 455/92, 100, 128**

(56) **References Cited**

U.S. PATENT DOCUMENTS

4,032,844	A	*	6/1977	Imazeki	455/77
4,199,721	A	*	4/1980	Ono et al.	455/77
D343,619	S	*	1/1994	Townsend et al.	D14/191
D364,163	S	*	11/1995	Scheid et al.	D14/191
D366,260	S	*	1/1996	Hon et al.	D14/191
D379,814	S	*	6/1997	Biasotti et al.	D14/191
D390,233	S	*	2/1998	Zeitman	D14/194
D400,879	S	*	11/1998	Lo	D14/167
D406,139	S	*	2/1999	Shimatsu et al.	D14/167
D416,897	S	*	11/1999	Ishii et al.	D14/156
D421,261	S	*	2/2000	Heuel	D14/191

D427,177	S	*	6/2000	Yamazaki	D14/192
D428,405	S	*	7/2000	Obata	D14/167
D478,889	S	*	8/2003	Kulkarni	D14/160
D483,341	S	*	12/2003	Rausch et al.	D14/138
D489,699	S	*	5/2004	Hwang et al.	D14/138
D490,799	S	*	6/2004	Gubbels et al.	D14/191
D491,908	S	*	6/2004	Son	D14/138
D496,024	S	*	9/2004	Gubbels et al.	D14/191
D496,479	S	*	9/2004	Ashfield	D26/37
D497,893	S	*	11/2004	Hwang et al.	D14/138
D498,744	S	*	11/2004	Tien	D14/197

* cited by examiner

Primary Examiner—Joel A. Sincavage

Assistant Examiner—Austin Murphy

(74) *Attorney, Agent, or Firm*—Burns, Doane, Swecker & Mathis, L.L.P.

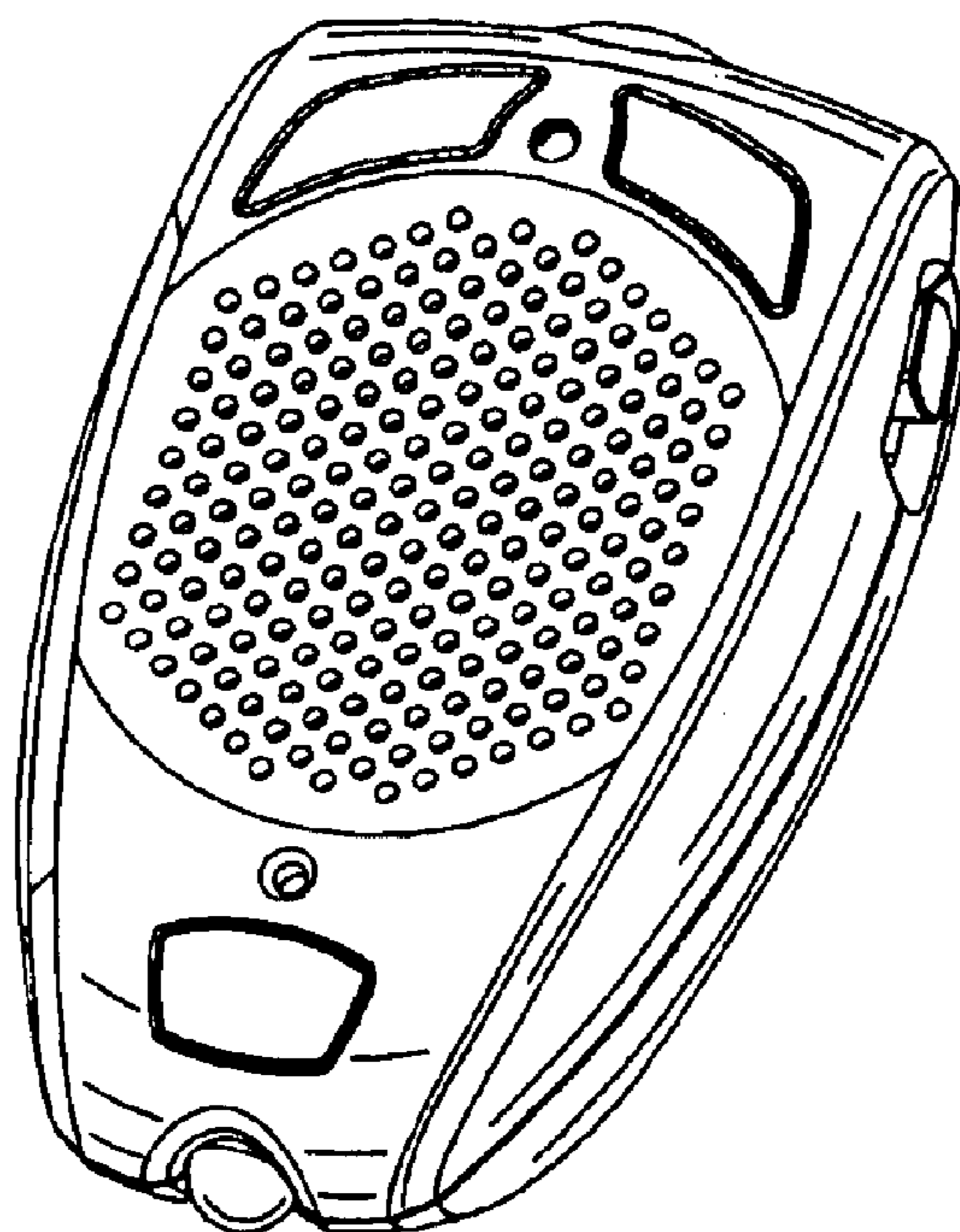
(57) **CLAIM**

The ornamental design for a “sound recorder”, as shown and described.

DESCRIPTION

FIG. 1 is a front view of a “sound recorder” showing my design;
FIG. 2 is a rear side view thereof;
FIG. 3 is a right side view thereof;
FIG. 4 is a left side view thereof;
FIG. 5 is a top plan view thereof;
FIG. 6 is a bottom view thereof; and,
FIG. 7 is a perspective view thereof.

1 Claim, 2 Drawing Sheets



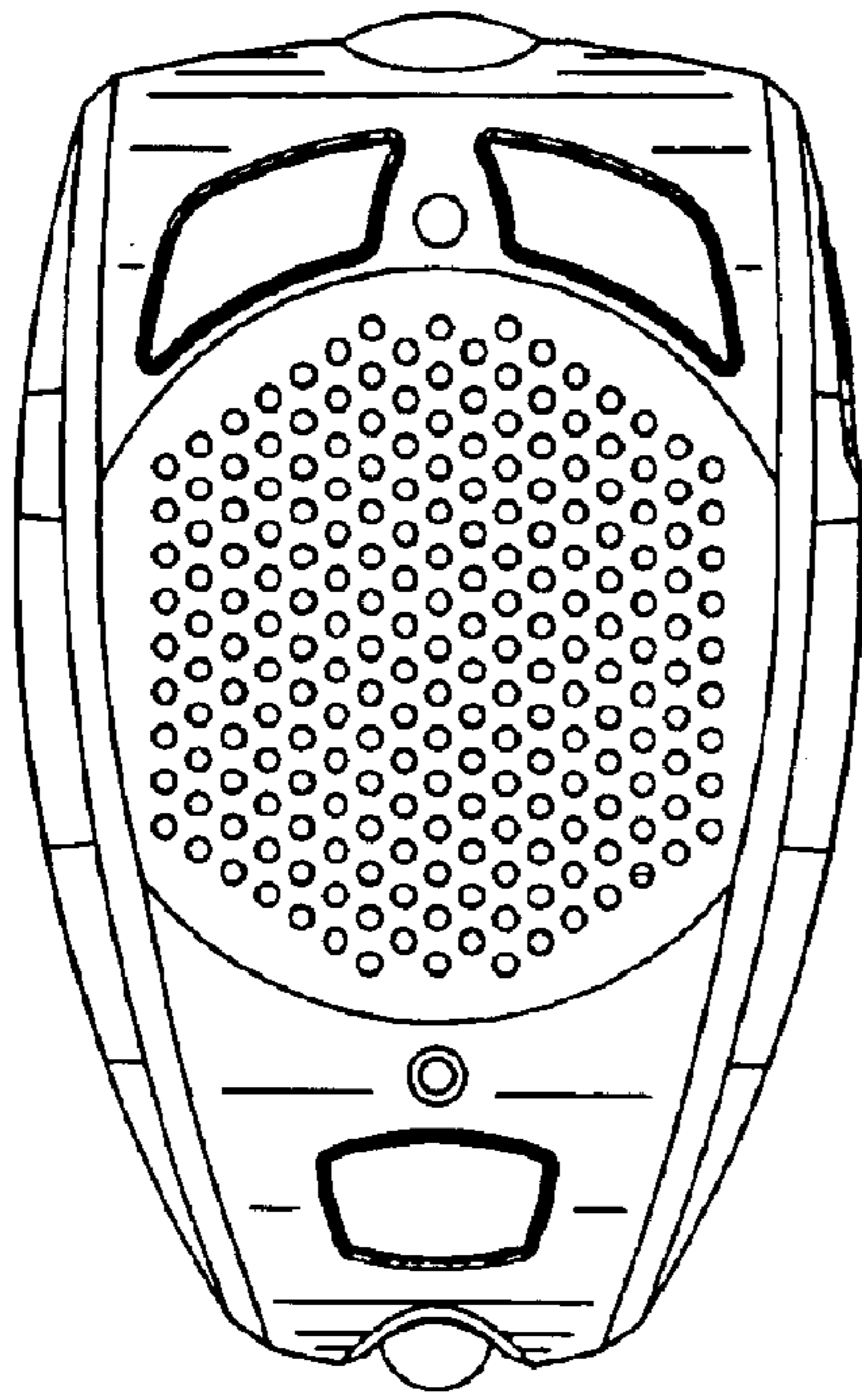


Fig. 1

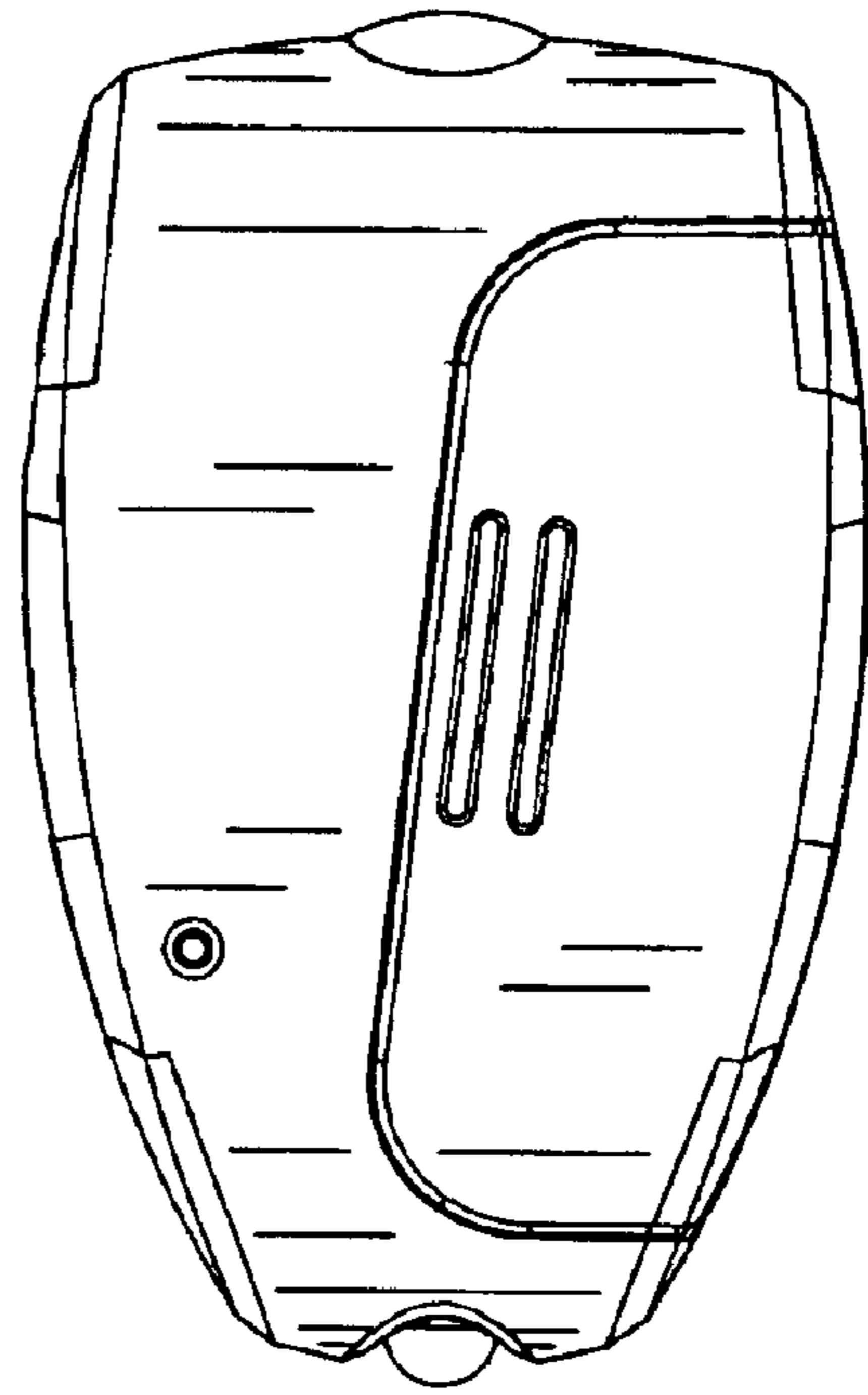


Fig. 2



Fig. 3



Fig. 4

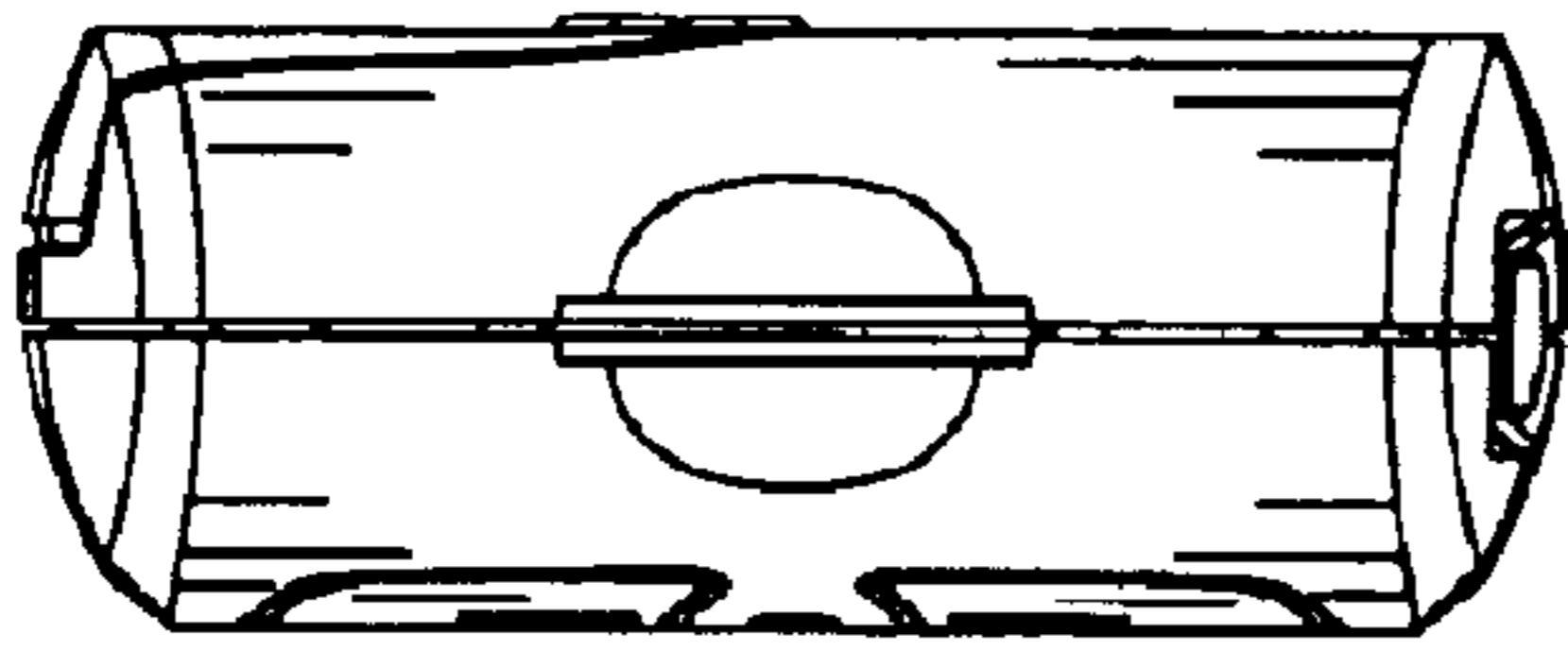


Fig. 5

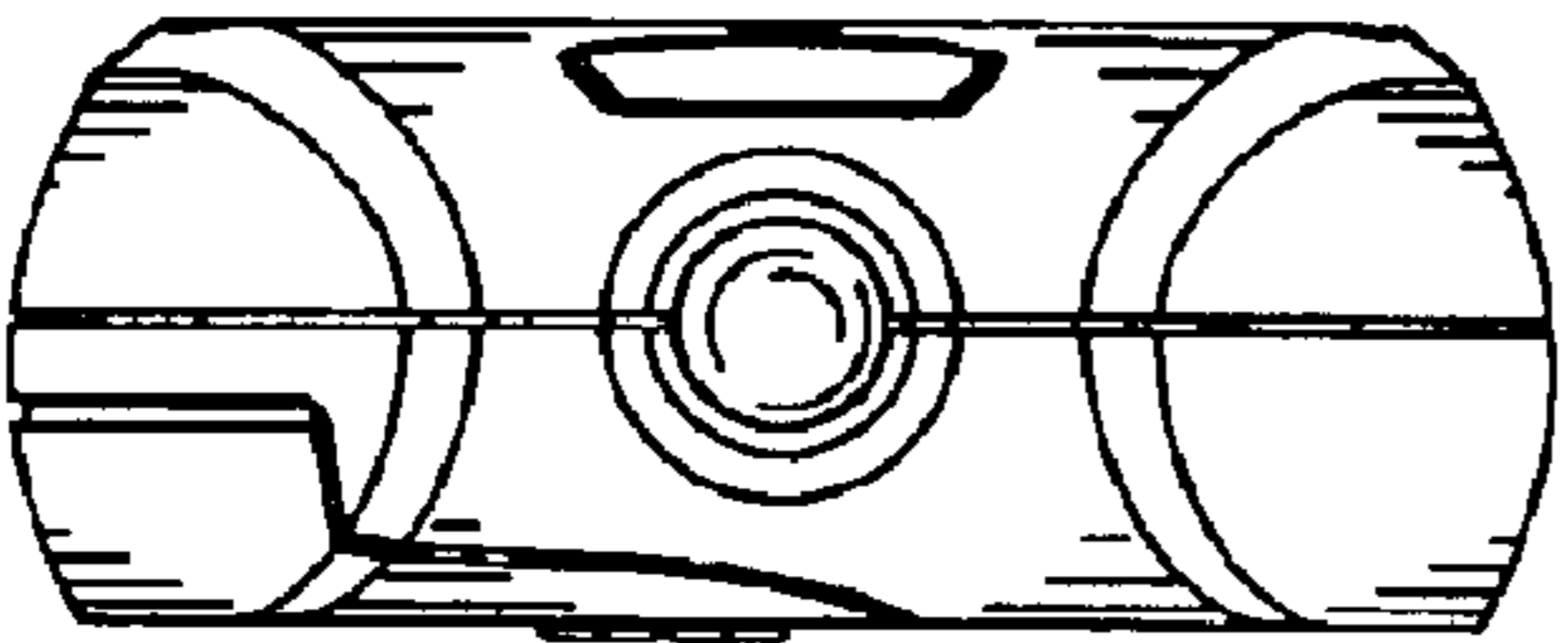


Fig. 6

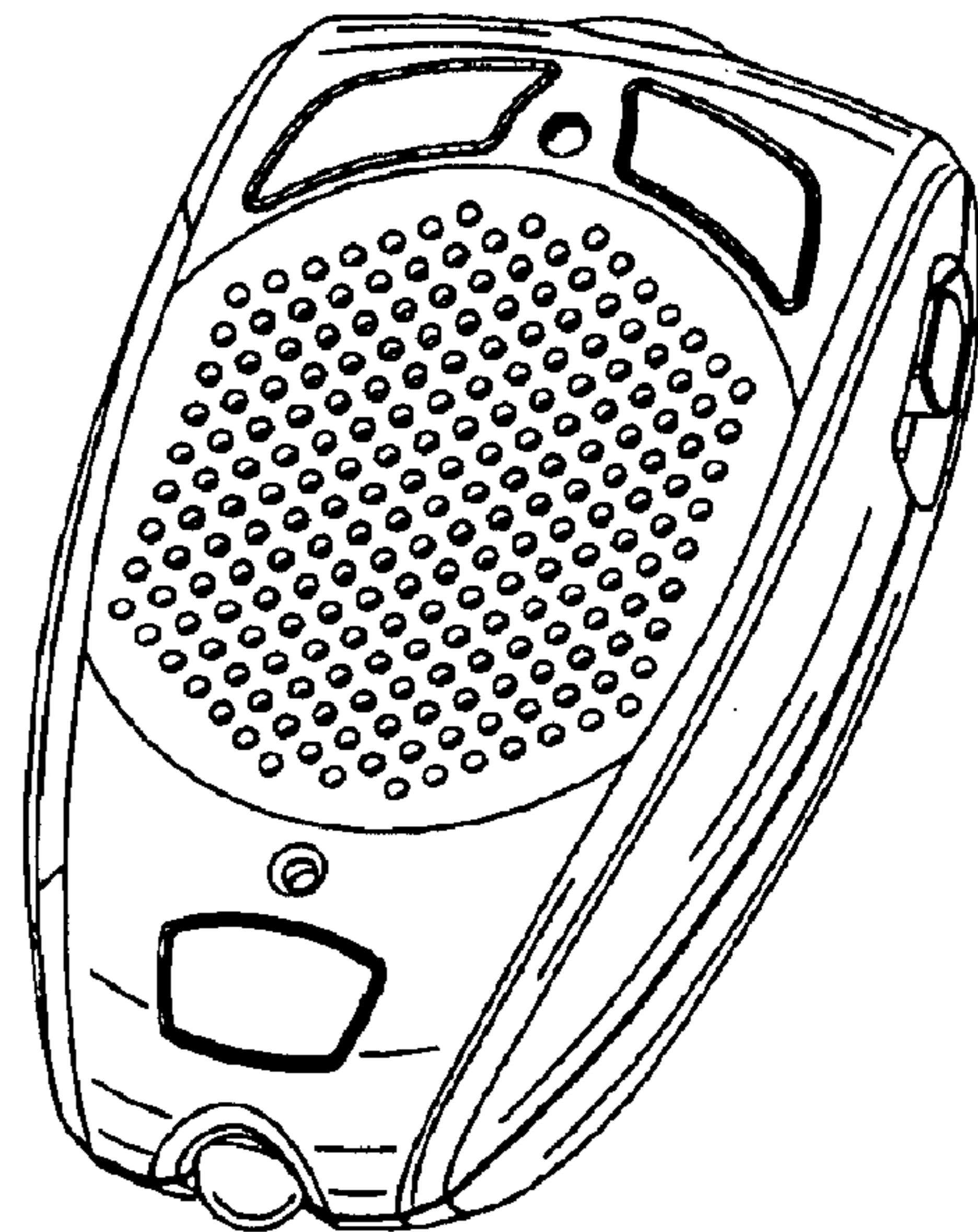


Fig. 7