

US00D506738S

(12) **United States Design Patent**
Kim et al.

(10) **Patent No.: US D506,738 S**
(45) **Date of Patent: ** Jun. 28, 2005**

(54) **PORTABLE TELEPHONE**

(75) Inventors: **Young-Se Kim**, Seoul (KR);
Chang-Hwan Hwang, Goyang-Si (KR); **Nam-Mi Kim**, Seoul (KR)

(73) Assignee: **Samsung Electronics Co., Ltd.**,
Kyungki-do (KR)

(**) Term: **14 Years**

(21) Appl. No.: **29/206,798**

(22) Filed: **Jun. 4, 2004**

(30) **Foreign Application Priority Data**

Dec. 11, 2003 (KR) 30-2003-0035292

(51) **LOC (8) Cl. 14-03**

(52) **U.S. Cl. D14/138**

(58) **Field of Search** D14/137, 138,
D14/147-148, 247-248, 144, 341-347;
379/433.01-433.13, 434; 455/550.1-90.3,
575.3, 566, 575.1; D21/517

(56) **References Cited**

U.S. PATENT DOCUMENTS

- D429,707 S * 8/2000 Park D14/138
- D465,466 S * 11/2002 Hyun D14/138
- D468,283 S * 1/2003 Hong et al. D14/138
- D469,070 S * 1/2003 Lee D14/138
- D481,697 S * 11/2003 Rausch et al. D14/138
- D485,248 S * 1/2004 Ogawa D14/138
- D486,463 S * 2/2004 Hwang D14/138
- D487,071 S * 2/2004 Hotta et al. D14/138
- D487,439 S * 3/2004 Arnholt et al. D14/138
- D487,443 S * 3/2004 Yoon D14/138

- D487,444 S * 3/2004 Yoon D14/138
- D488,791 S * 4/2004 Honda et al. D14/138
- D490,065 S * 5/2004 Shimazu et al. D14/138
- D490,389 S * 5/2004 Yang D14/138
- D494,946 S * 8/2004 Rausch et al. D14/138
- D497,604 S * 10/2004 Lee D14/138
- D500,016 S * 12/2004 Kim D14/138
- D500,481 S * 1/2005 Kim et al. D14/138
- 2002/0006809 A1 * 1/2002 Kubo et al. 455/550
- 2004/0109559 A1 * 6/2004 Lee 379/433.04
- 2004/0132513 A1 * 7/2004 Taneda et al. 455/575.3
- 2004/0142734 A1 * 7/2004 Kim 455/575.1

FOREIGN PATENT DOCUMENTS

- JP 1174907 * 6/2003
- JP 1174908 * 6/2003

* cited by examiner

Primary Examiner—Jeffrey Asch

(74) *Attorney, Agent, or Firm*—Leydig, Voit & Mayer, Ltd.

(57) **CLAIM**

We claim the ornamental design for a portable telephone, as shown and described.

DESCRIPTION

FIG. 1 is a perspective view of a portable telephone, when closed, according to our new design;
 FIG. 2 is a front view thereof, when closed;
 FIG. 3 is a rear view thereof, when closed;
 FIG. 4 is a left side view thereof, when closed;
 FIG. 5 is a right side view thereof, when closed;
 FIG. 6 is a top view thereof, when closed; and,
 FIG. 7 is a bottom view thereof, when closed.

1 Claim, 4 Drawing Sheets

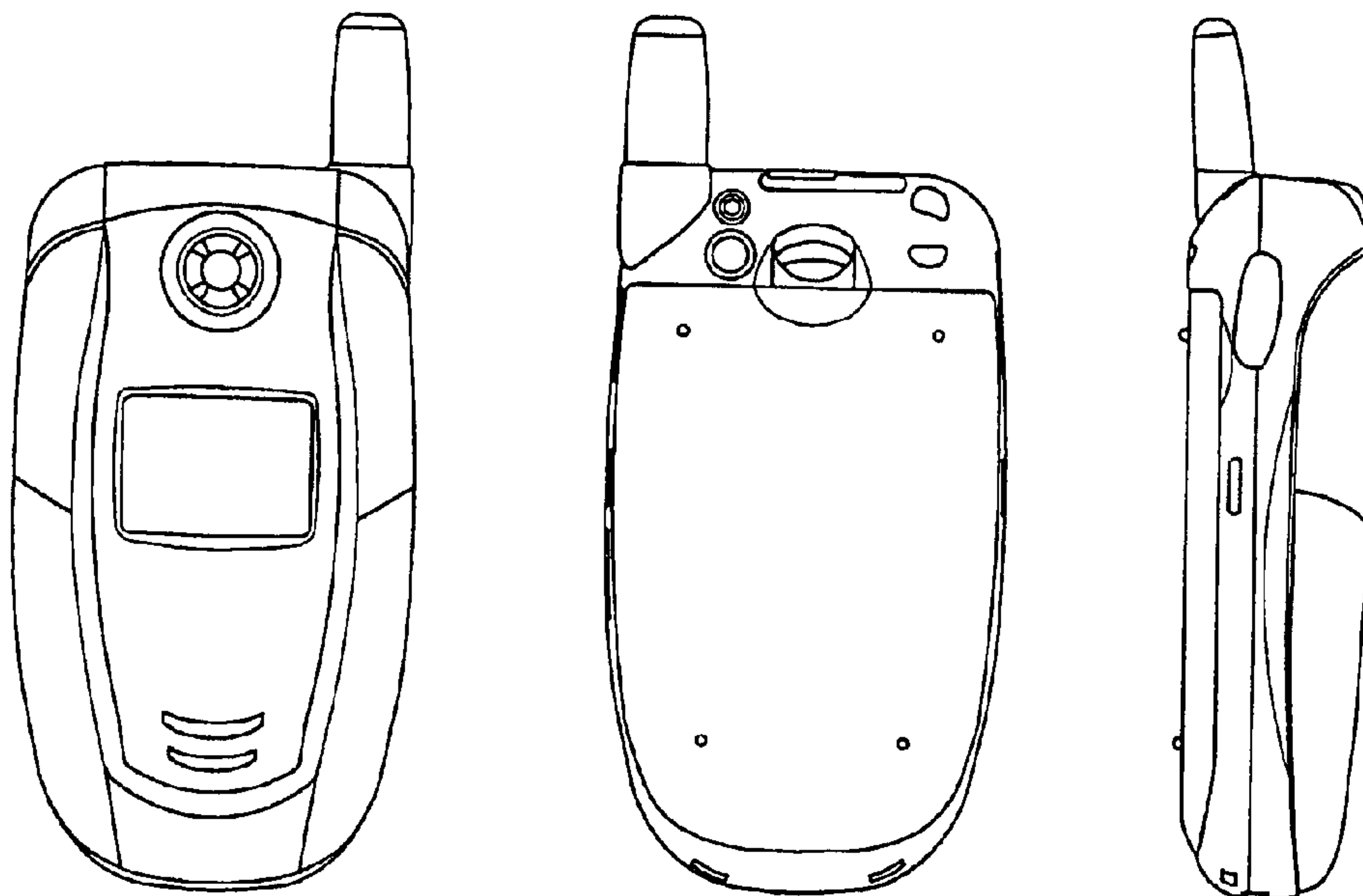

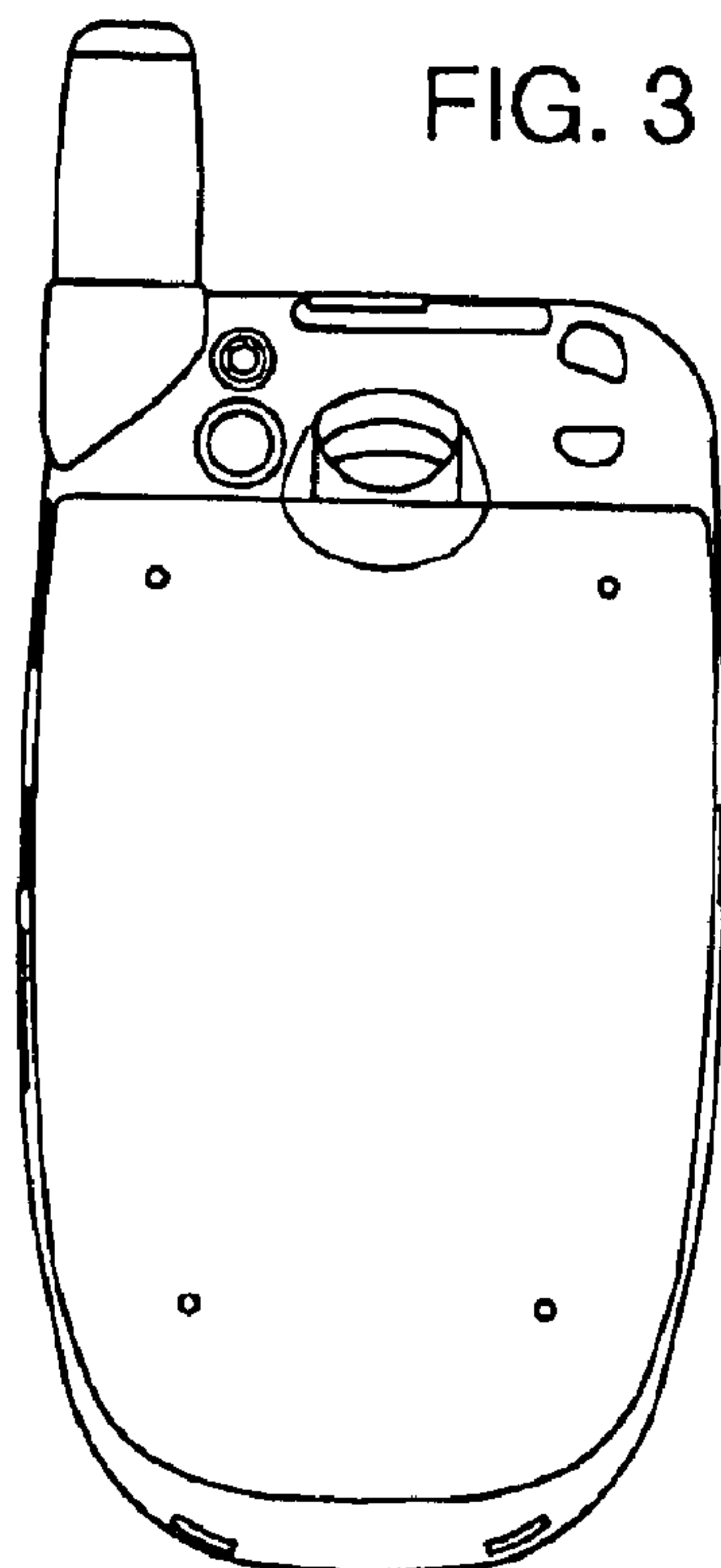
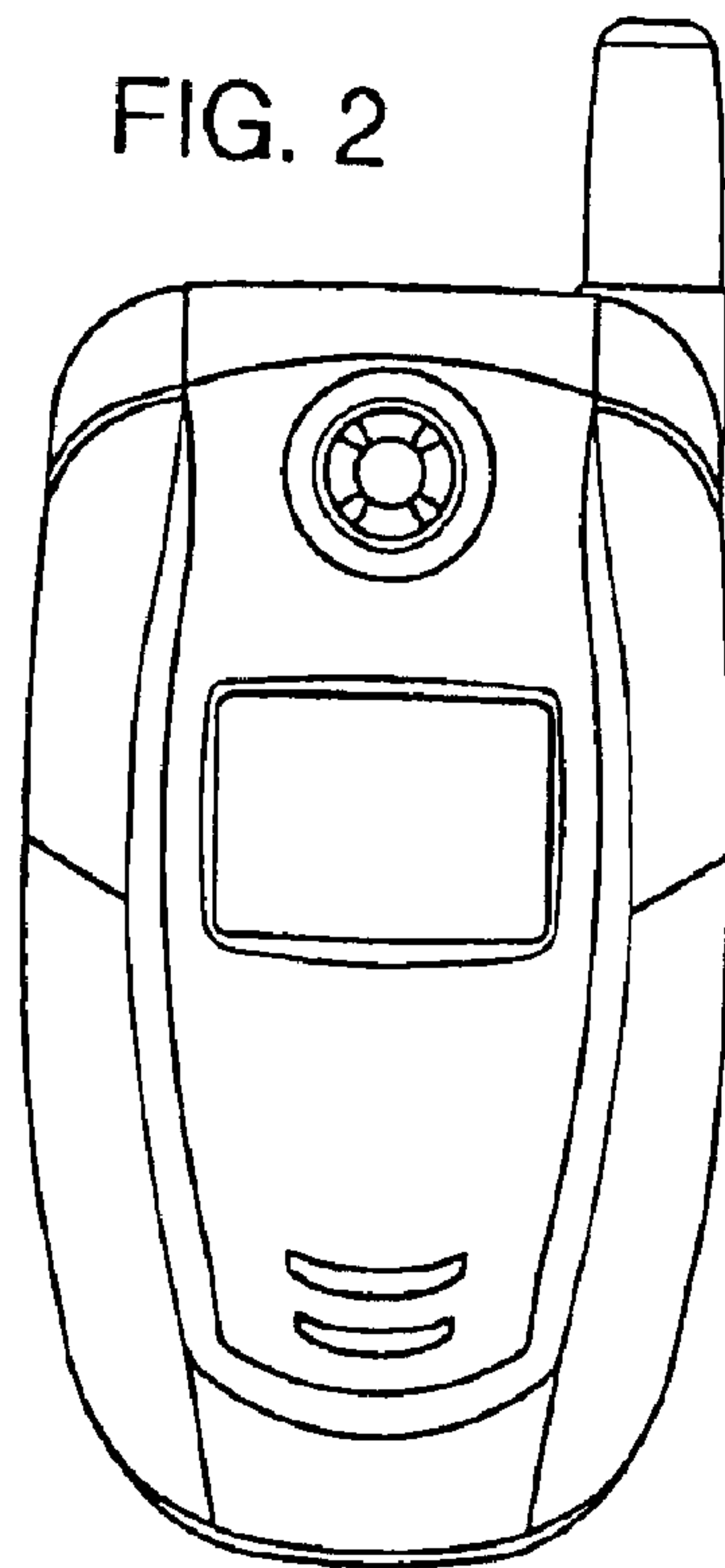


FIG. 1





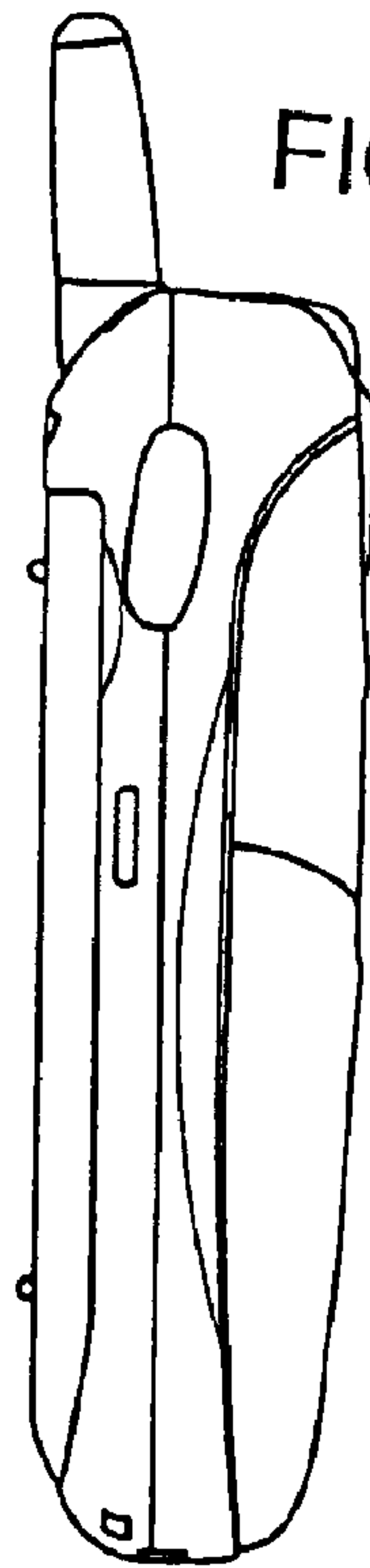


FIG. 4

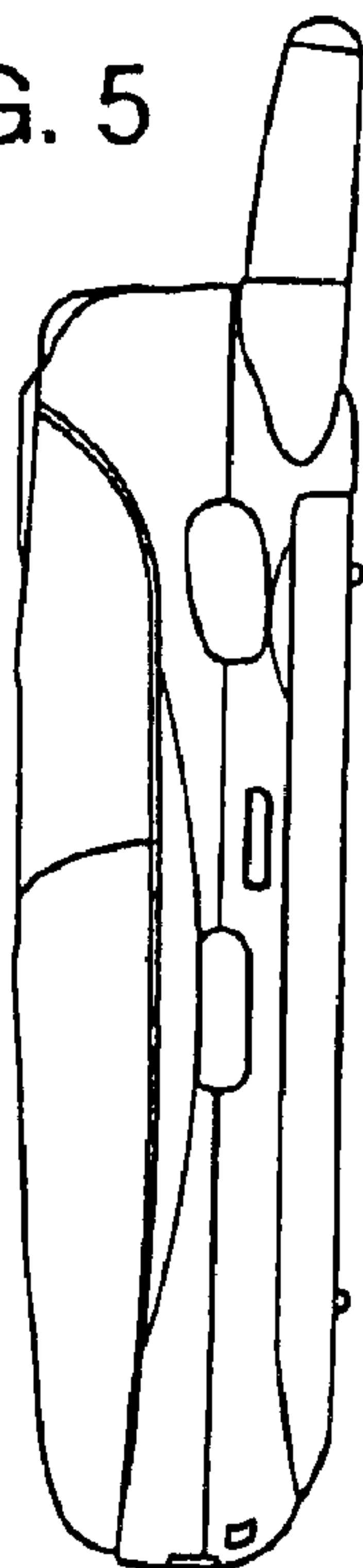


FIG. 5

FIG. 6

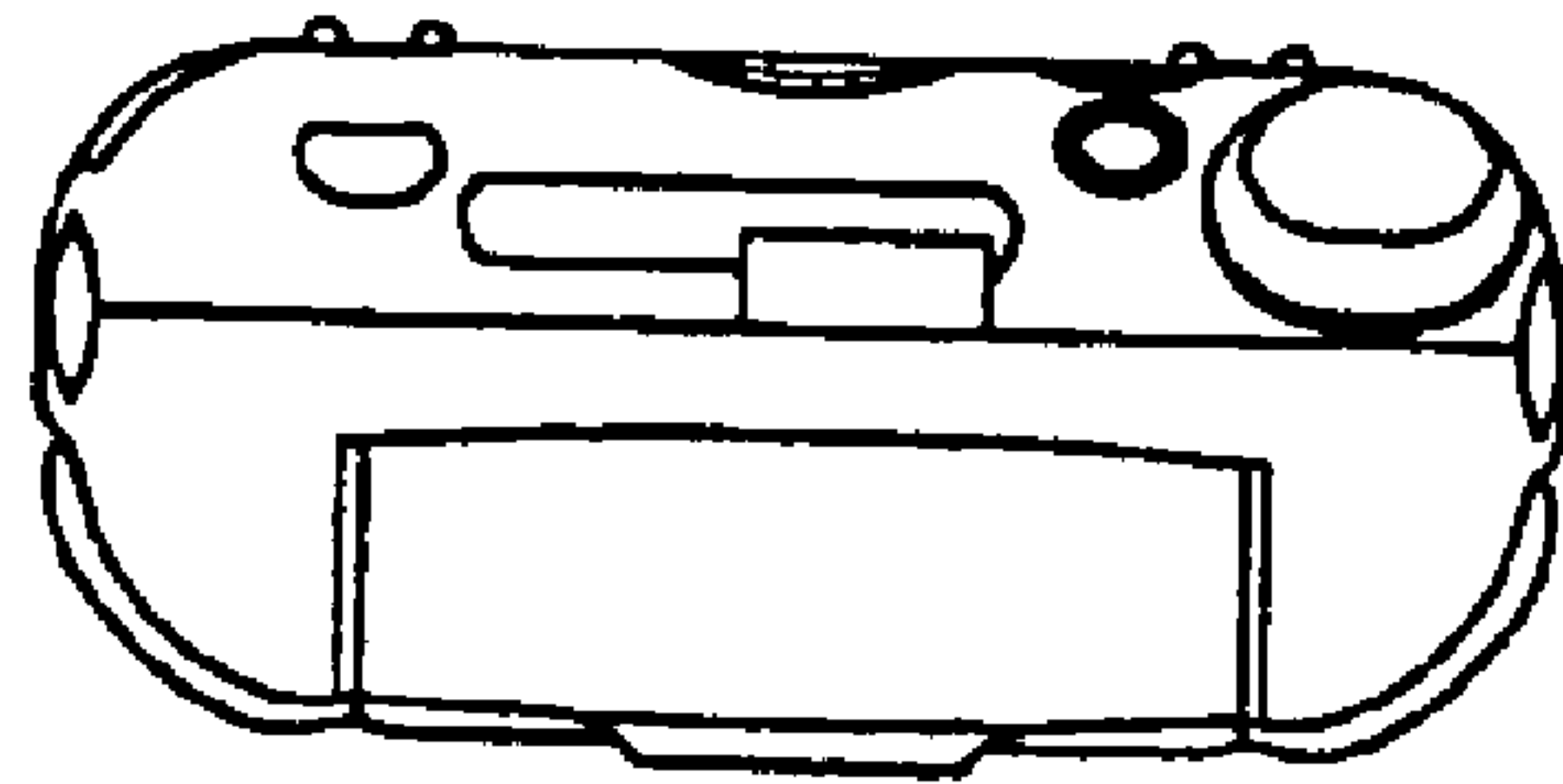


FIG. 7

