

US00D506733S

(12) **United States Design Patent**
Boyer, Jr.

(10) **Patent No.: US D506,733 S**
(45) **Date of Patent: ** Jun. 28, 2005**

(54) **VIDEO VIEWER**

(75) **Inventor: William J. Boyer, Jr., Lakewood, WA (US)**

(73) **Assignee: Aircraft Protective Systems, Inc., Tacoma, WA (US)**

(**) **Term: 14 Years**

(21) **Appl. No.: 29/189,578**

(22) **Filed: Sep. 8, 2003**

(51) **LOC (8) Cl. 14-03**

(52) **U.S. Cl. D14/126**

(58) **Field of Search** D14/125-134,
D14/239, 371, 374-376; 312/7.2; 348/836,
838, 180, 184, 325, 739; 341/12; 248/917-924;
345/104, 133, 156, 168, 87, 173, 905; 353/74;
296/37.7

(56) **References Cited**

U.S. PATENT DOCUMENTS

D324,040 S	*	2/1992	Saito et al.	D14/126
5,173,686 A	*	12/1992	Fujihara	345/905
D384,660 S	*	10/1997	Matsushita	D14/126
D405,443 S	*	2/1999	Marsh	D12/345
D405,781 S	*	2/1999	Renk	D21/329
5,946,055 A	*	8/1999	Rosen	312/7.2
D414,473 S	*	9/1999	Kummel et al.	D14/374
5,999,233 A	*	12/1999	Park	348/836

D422,575 S	*	4/2000	Tikhonski et al.	D14/374
6,409,242 B1	*	6/2002	Chang	296/37.7
D467,562 S	*	12/2002	Chang	D14/132
D468,276 S	*	1/2003	Chang	D14/126
D469,413 S	*	1/2003	To et al.	D14/126

OTHER PUBLICATIONS

Hong Kong Enterprise, p. 497, Feb. 2000.*

* cited by examiner

Primary Examiner—Raphael Barkai

(74) *Attorney, Agent, or Firm*—George C. Rondeau, Jr.; Davis Wright Tremaine LLP

(57) **CLAIM**

The ornamental design for a video viewer, as shown and described.

DESCRIPTION

FIG. 1 is a front perspective view of a video viewer showing my new design.

FIG. 2 is a front elevational view thereof.

FIG. 3 is a rear elevational view thereof.

FIG. 4 is a right side elevational view thereof.

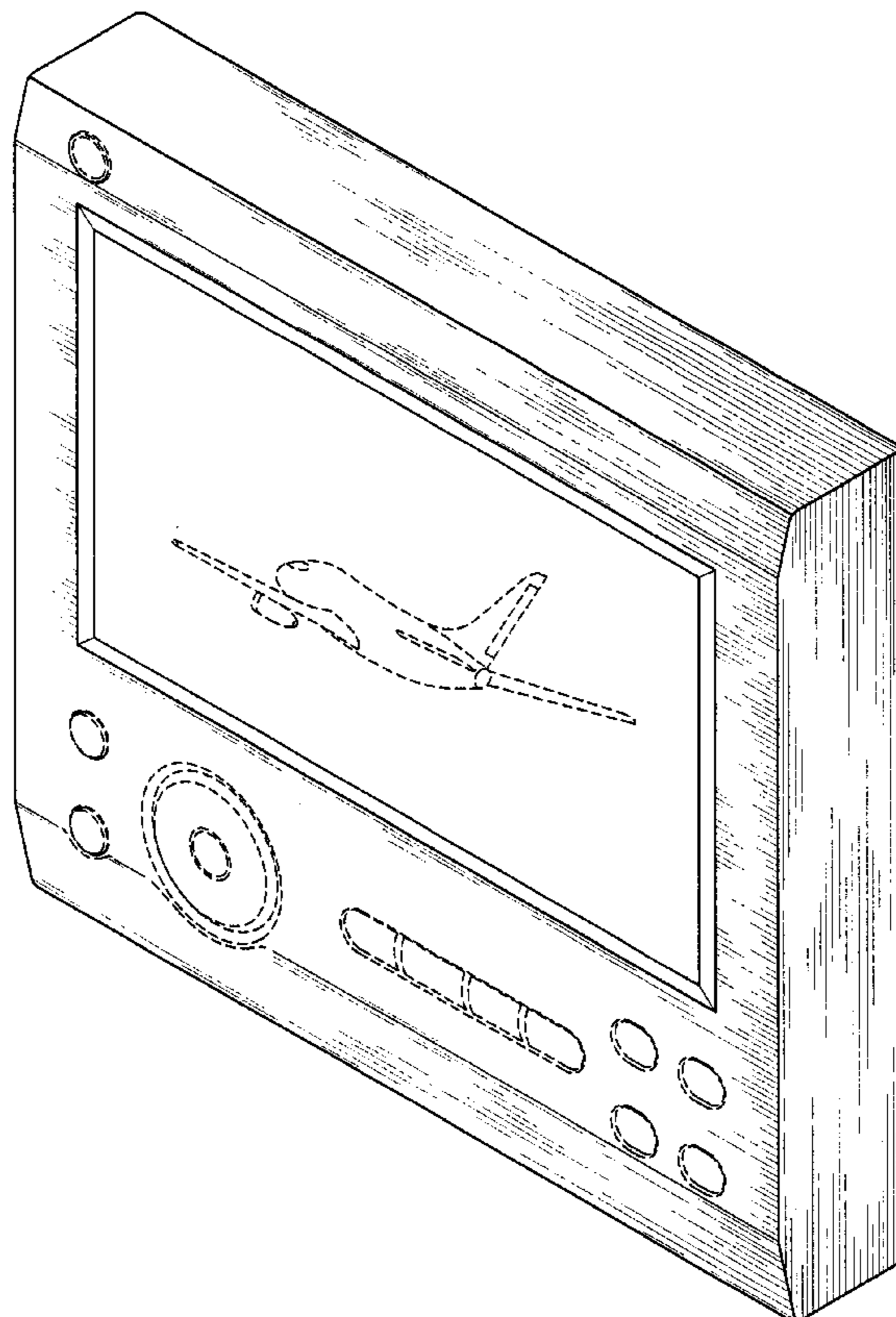
FIG. 5 is a left side elevational view thereof.

FIG. 6 is a top plan view thereof; and,

FIG. 7 is a bottom plan view thereof.

The broken lines are for illustrative purposes only and form no part of the claimed design.

1 Claim, 5 Drawing Sheets



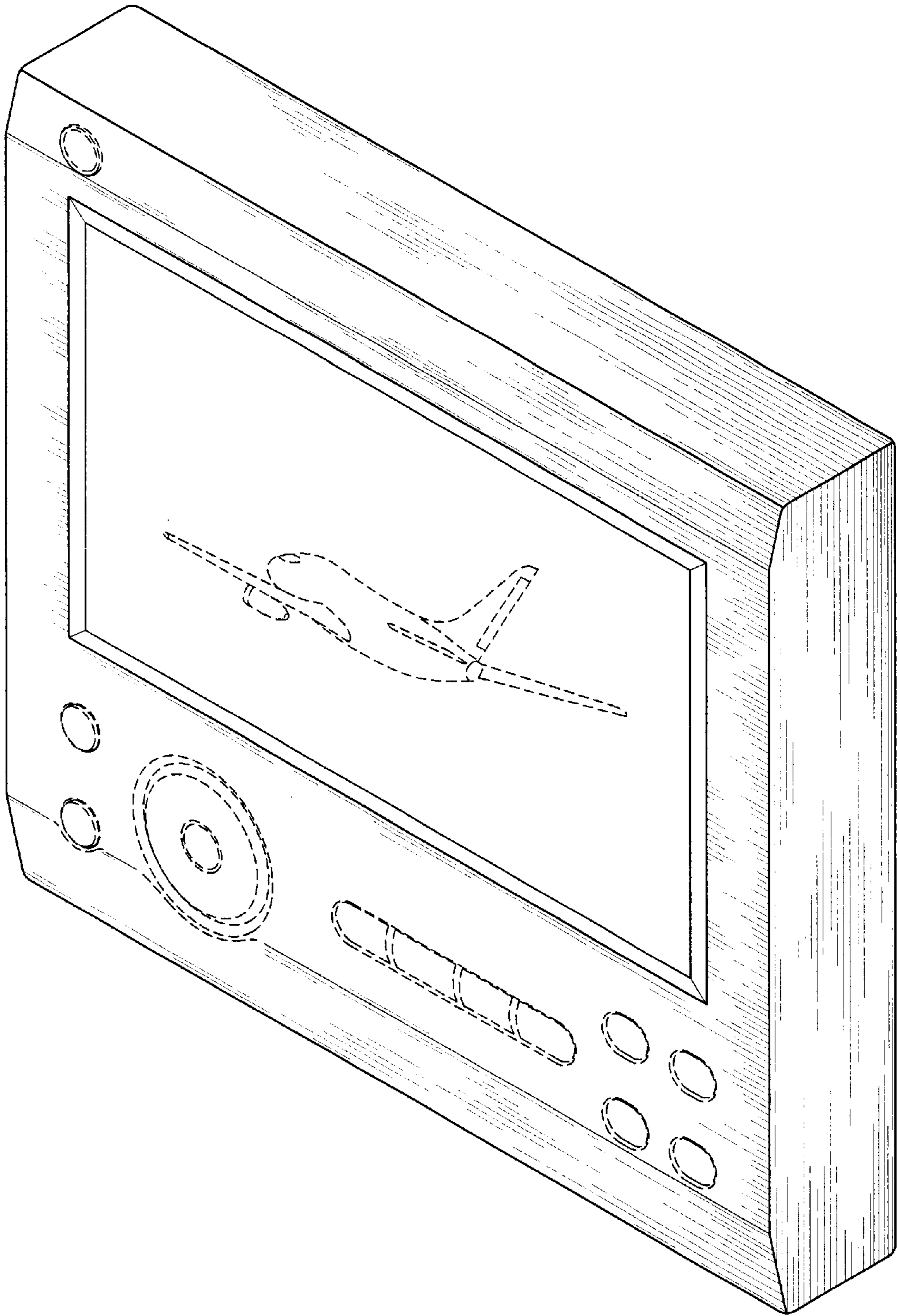


Fig. 1

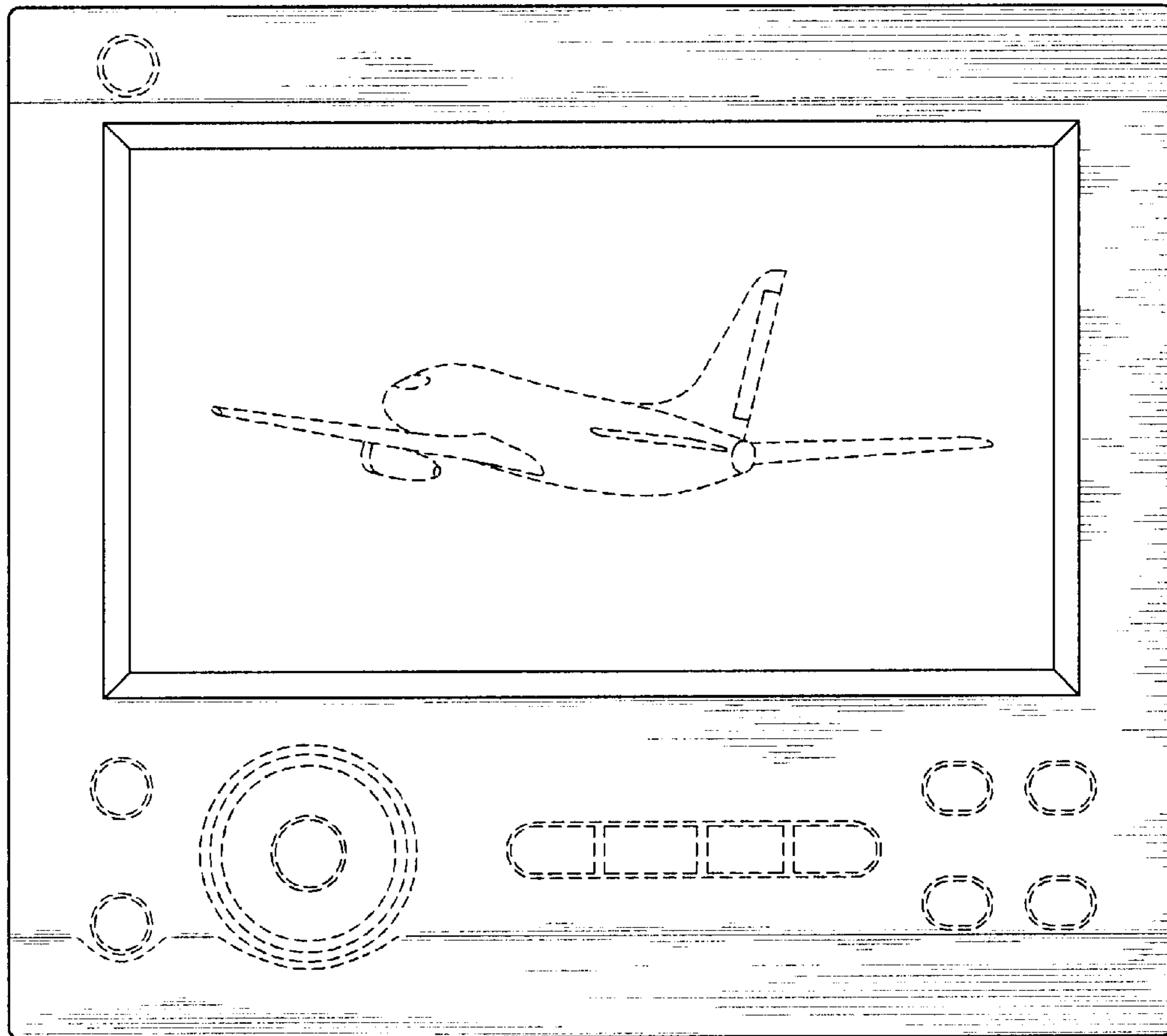


Fig. 2

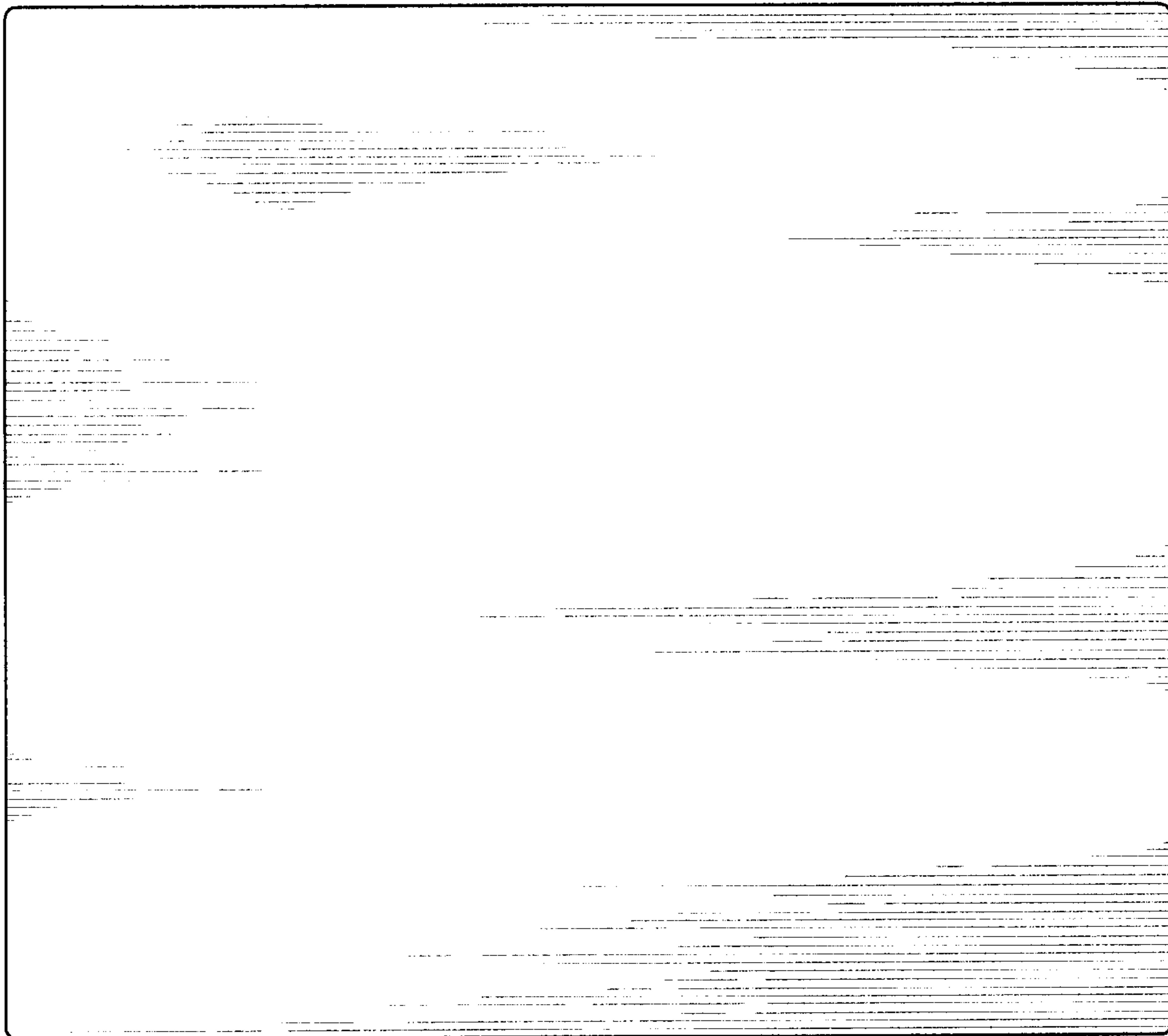


Fig. 3




Fig. 4




Fig. 5




Fig. 6




Fig. 7