

US00D506721S

(12) **United States Design Patent**  
**Cassell et al.**

(10) **Patent No.: US D506,721 S**  
(45) **Date of Patent: \*\* Jun. 28, 2005**

(54) **SEAT FOR A PERSONAL WATERCRAFT**

(75) Inventors: **Shannon Cassell**, Palm Bay, FL (US);  
**Tom Bucaccio**, Grant, FL (US); **Kirk**  
**Aguero**, Indialantic, FL (US); **Greg**  
**Martin**, Melbourne Beach, FL (US);  
**Rick Adamczyk**, St. Cloud, FL (US)

(73) Assignee: **Bombardier Recreational Products**  
**Inc.**, Valcourt (CA)

(\*\*) Term: **14 Years**

(21) Appl. No.: **29/207,015**

(22) Filed: **Jun. 8, 2004**

**Related U.S. Application Data**

(62) Division of application No. 29/183,611, filed on Jun. 16,  
2003, now Pat. No. Des. 500,280, which is a division of  
application No. 29/161,065, filed on May 23, 2002, now Pat.  
No. Des. 479,702.

(51) **LOC (8) Cl.** ..... **12-06**

(52) **U.S. Cl.** ..... **D12/307**

(58) **Field of Search** ..... D12/300, 307;  
114/162, 311, 219

(56) **References Cited**

**U.S. PATENT DOCUMENTS**

D340,221 S \* 10/1993 Krieger et al. .... D12/307

D342,052 S \* 12/1993 Schoell et al. .... D12/307  
D343,160 S \* 1/1994 LaPointe ..... D12/307  
D350,325 S \* 9/1994 Mardikian ..... D12/307  
D359,469 S \* 6/1995 Yoshida et al. .... D12/307  
D401,212 S \* 11/1998 Tapolsky et al. .... D12/307  
D444,761 S \* 7/2001 Momoi et al. .... D12/307

\* cited by examiner

*Primary Examiner*—Holly Baynham

(74) *Attorney, Agent, or Firm*—BRP Legal Services

(57) **CLAIM**

The ornamental design for a seat for a personal watercraft,  
as shown and described.

**DESCRIPTION**

FIG. 1 is a perspective view of a seat for personal watercraft  
according to our design;

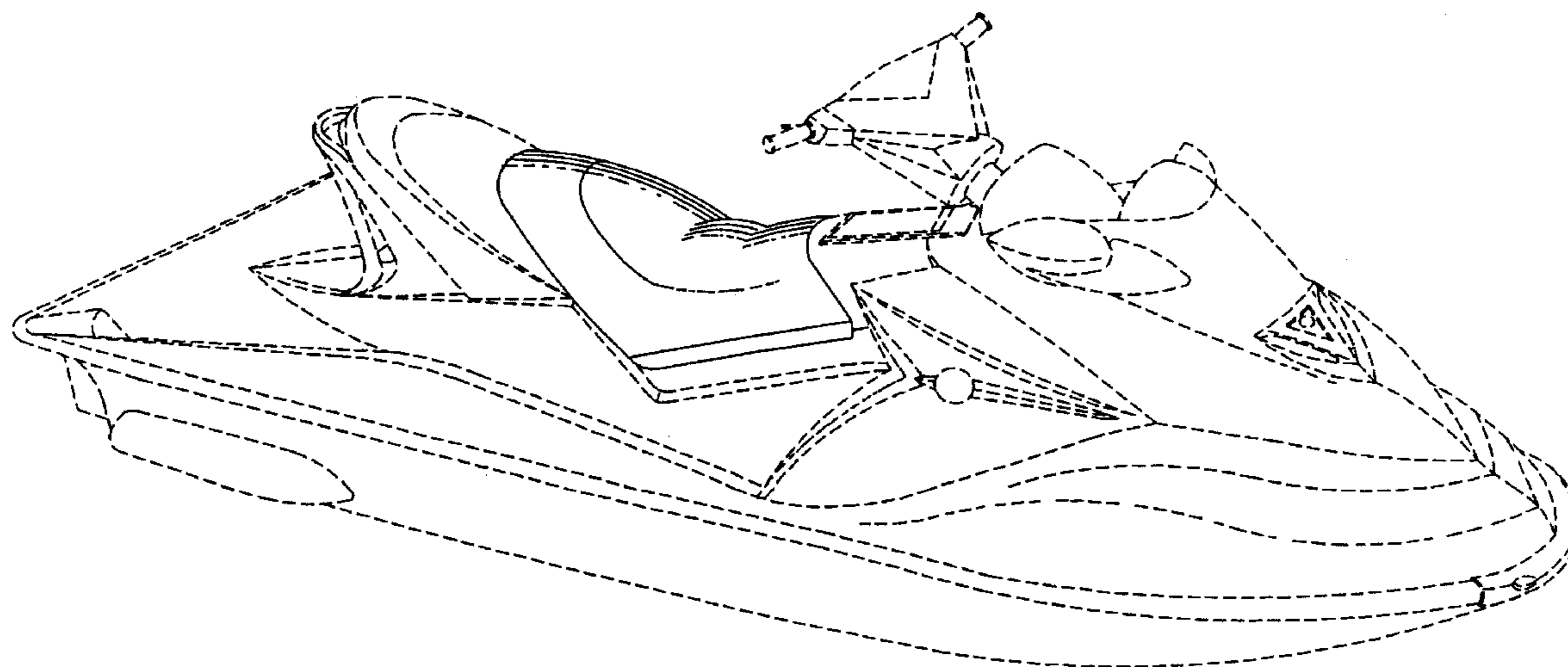
FIG. 2 is a left side view thereof;

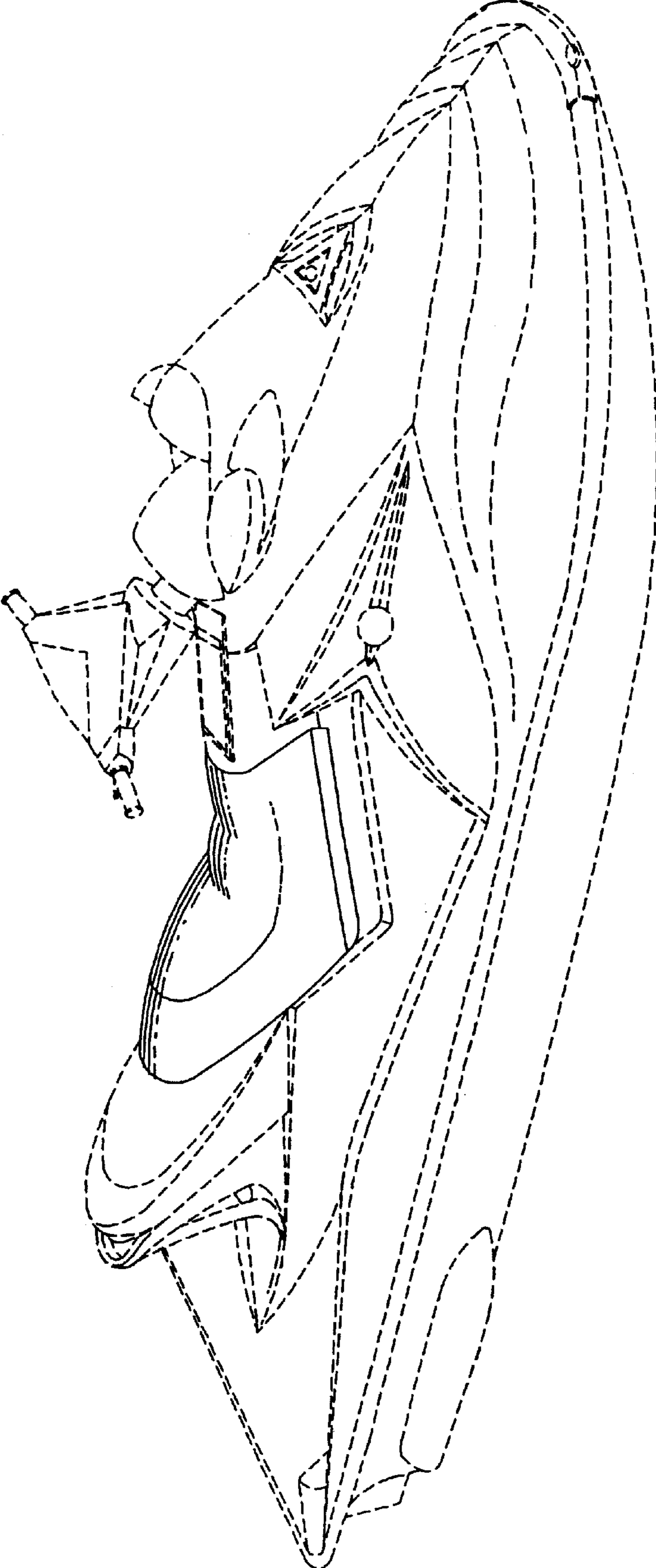
FIG. 3 is a right side view thereof; and,

FIG. 4 is a top view thereof.

Throughout the figures, broken lines showing structure are  
for illustrative purposes only and form no part of the claimed  
design.

**1 Claim, 4 Drawing Sheets**





**FIG. 1**

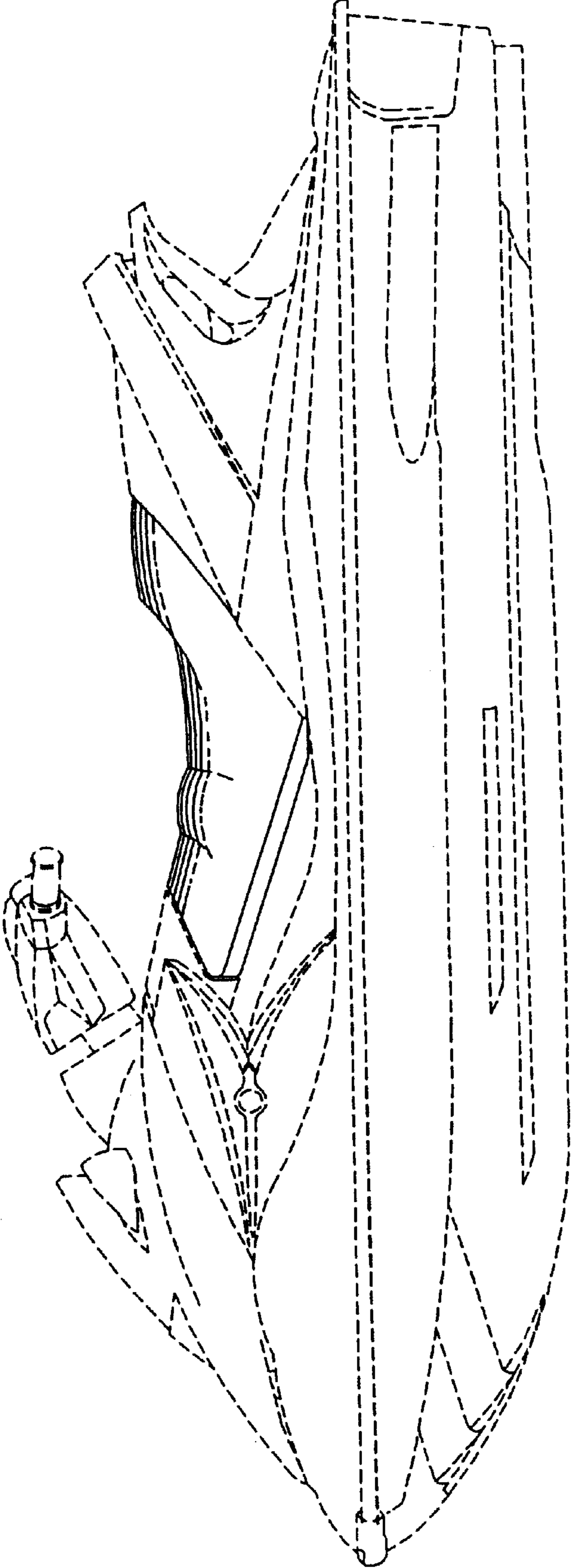


FIG. 2

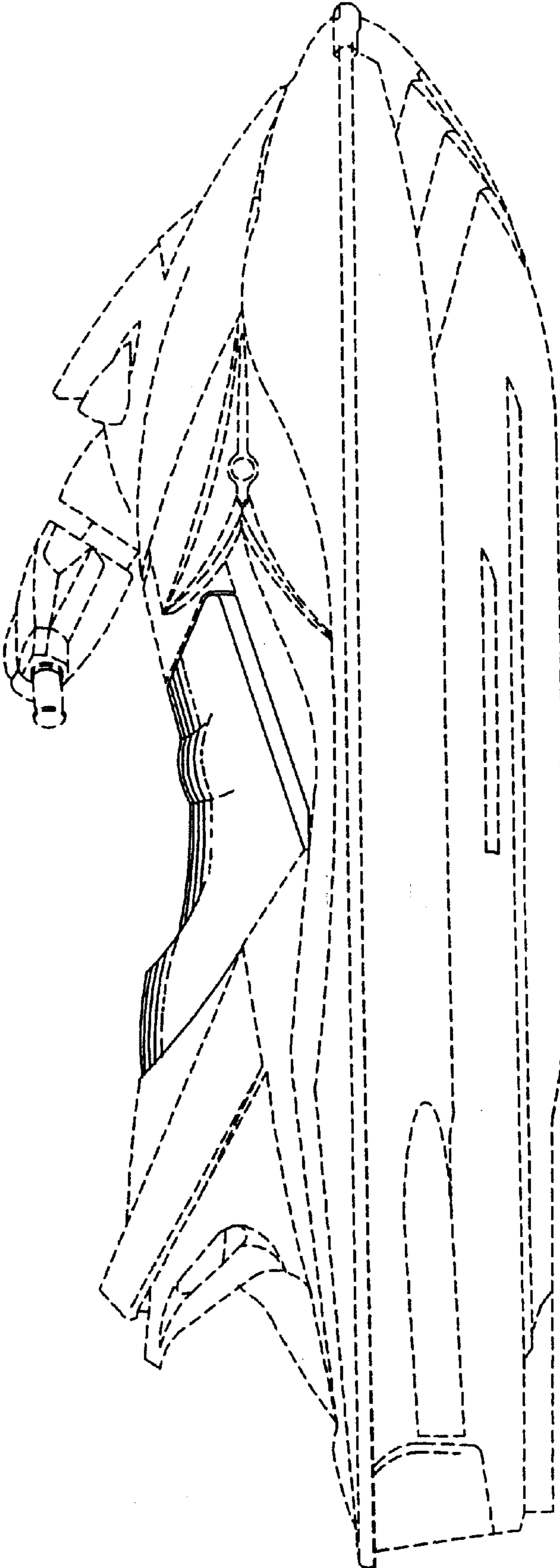


FIG. 3

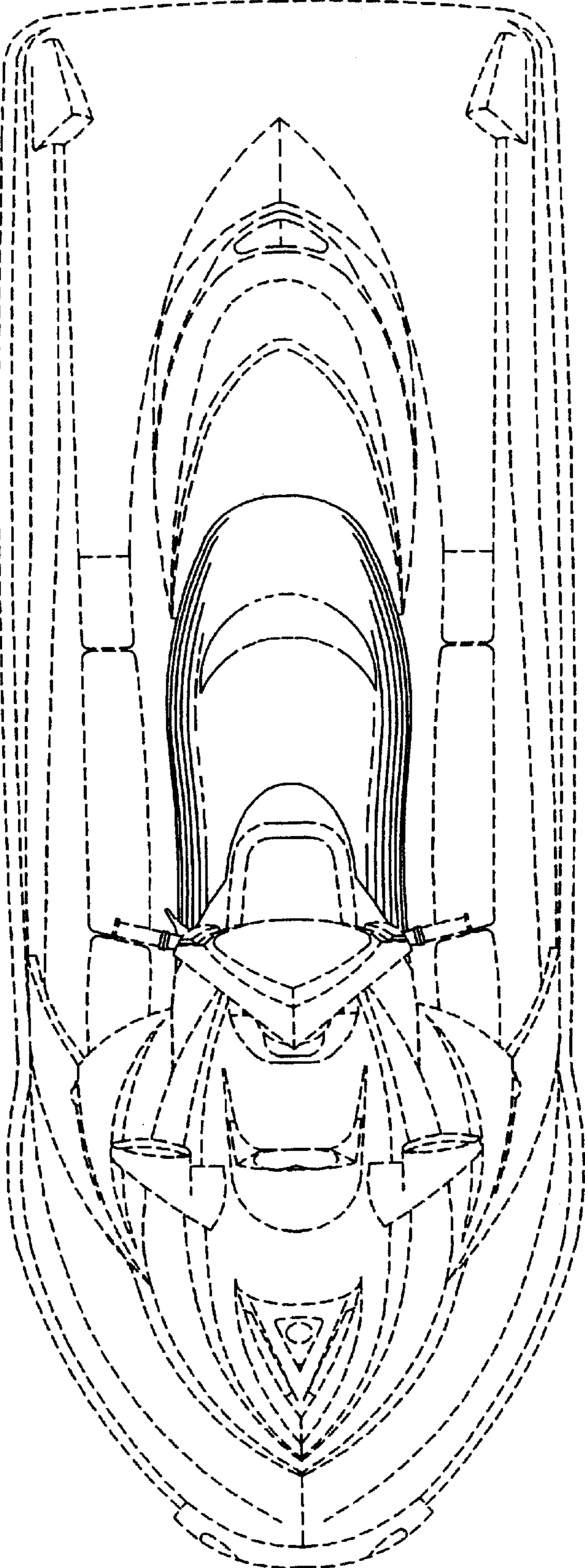


FIG. 4