

US00D506710S

(12) **United States Design Patent**  
**Hurtado**

(10) **Patent No.:** **US D506,710 S**  
(45) **Date of Patent:** **\*\* Jun. 28, 2005**

(54) **PATIENT TRANSPORTER APPARATUS**

(76) **Inventor:** **Delia Hurtado**, 461 Rio Frio St.,  
Mendota, CA (US) 94640

(\*\*) **Term:** **14 Years**

(21) **Appl. No.:** **29/195,976**

(22) **Filed:** **Dec. 22, 2003**

(51) **LOC (8) Cl.** ..... **12-99**

(52) **U.S. Cl.** ..... **D12/133**

(58) **Field of Search** ..... D12/128-133;  
280/202, 204, 218, 87.01, 87.02, 87.042,  
87.043; 297/188

(56) **References Cited**

**U.S. PATENT DOCUMENTS**

4,442,557 A	4/1984	Clemens	
4,723,327 A	2/1988	Smith	
4,944,057 A	7/1990	Shaw	
5,121,514 A	6/1992	Rosane	
5,333,335 A	8/1994	Gastle et al.	
D361,540 S	* 8/1995	Powers	..... D12/133

D371,333 S	7/1996	Fennell	
5,978,989 A	11/1999	Chavez	
D465,178 S	* 11/2002	Hart	..... D12/133
D477,256 S	* 7/2003	Mills	..... D12/133
D488,107 S	* 4/2004	Saunier	..... D12/128

\* cited by examiner

*Primary Examiner*—Marcus A. Jackson


(57) **CLAIM**

The ornamental design for a patient transporter apparatus, as shown and described.

**DESCRIPTION**

FIG. 1 is a top-plan view of a patient transporter apparatus showing my new design;  
FIG. 2 is a bottom plan view thereof;  
FIG. 3 is a side elevational view thereof;  
FIG. 4 is a front elevational view thereof; and,  
FIG. 5 is a perspective view thereof.  
The indicia shown on the figures are for illustrative purposes only and are hereby disclaimed as forming no part of Applicant's claimed invention.

**1 Claim, 2 Drawing Sheets**



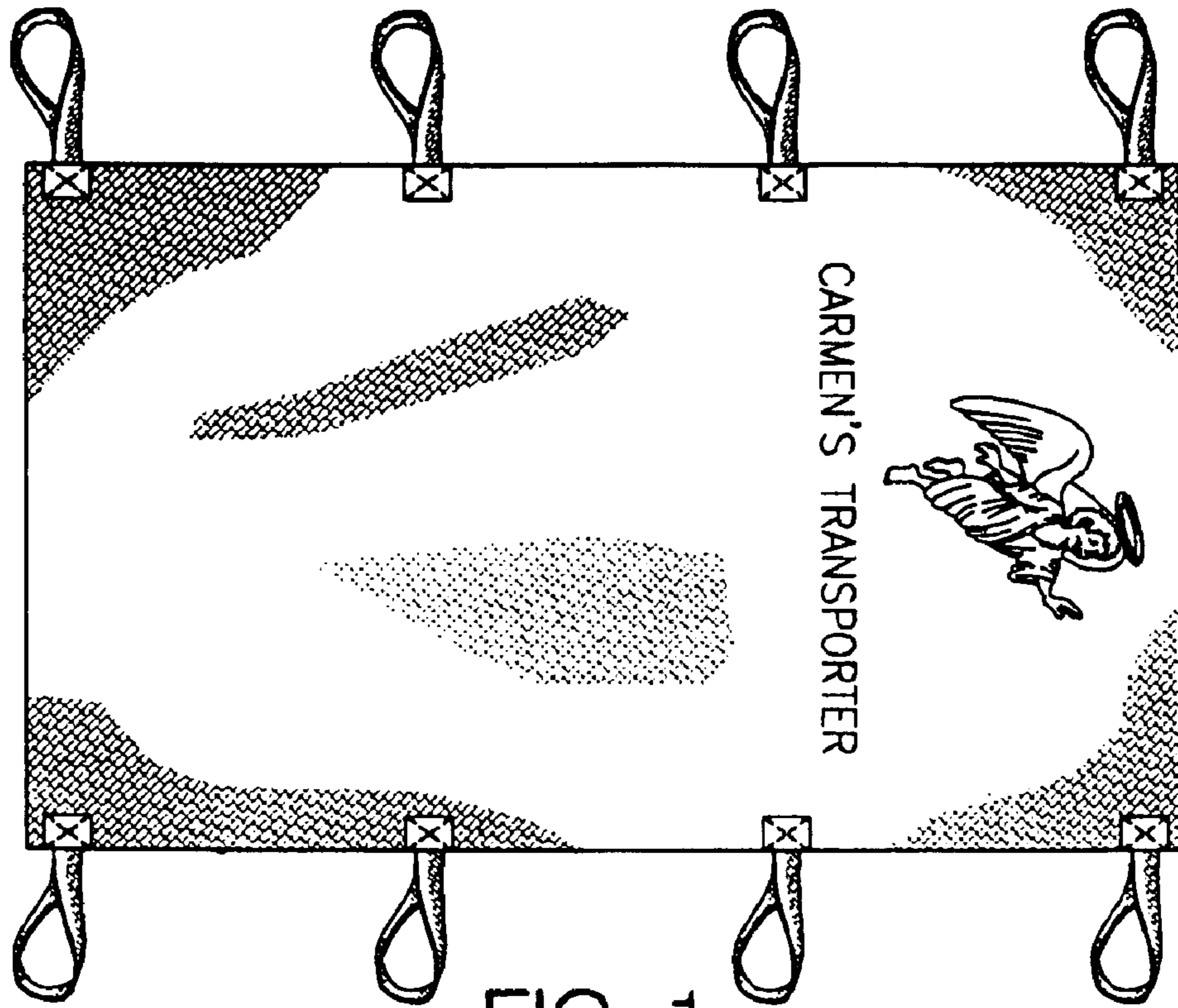


FIG. 1

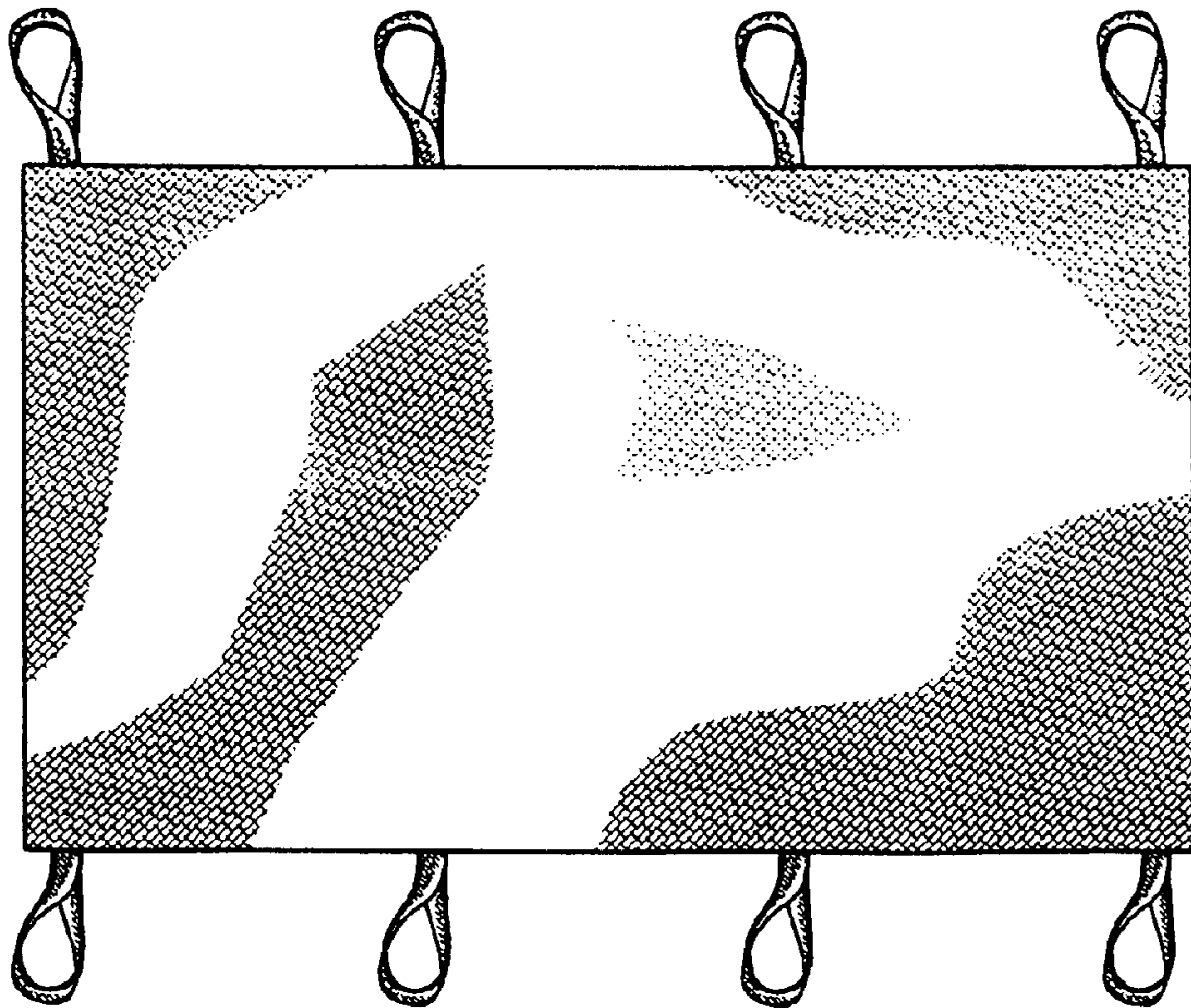


FIG. 2



FIG. 3



FIG. 4




FIG. 5