

US00D506696S

(12) **United States Design Patent**
Lathrop

(10) **Patent No.:** **US D506,696 S**

(45) **Date of Patent:** **** Jun. 28, 2005**

(54) **JEWELRY FINDING**

(76) **Inventor:** **William Lathrop**, 56 Saint Botolph St.,
Boston, MA (US) 02116

(**) **Term:** **14 Years**

(21) **Appl. No.:** **29/202,013**

(22) **Filed:** **Mar. 23, 2004**

(51) **LOC (8) Cl.** **11-01**

(52) **U.S. Cl.** **D11/79**

(58) **Field of Search** D11/79, 80, 85,
D11/89, 54, 56, 69, 1-3, 9, 16, 29, 43-50,
135; 63/13, 20

(56) **References Cited**

U.S. PATENT DOCUMENTS

2,397,856 A	*	4/1946	Hagerty	63/20
2,778,208 A	*	1/1957	Flint	63/23
D246,636 S	*	12/1977	Cone	D11/89
D248,380 S	*	7/1978	Burchett	D11/43
D300,520 S	*	4/1989	Baird	D11/79

D324,501 S	*	3/1992	Ilaria	D11/95
5,156,023 A	*	10/1992	Bevolo	63/20
D383,702 S	*	9/1997	MacDonald	D11/79
D413,543 S	*	9/1999	Behr	D11/79
D456,986 S	*	5/2002	Truisi	D3/208
D473,156 S	*	4/2003	Sloot	D11/79

* cited by examiner

Primary Examiner—Louis S. Zarfes

Assistant Examiner—Sarah Gill

(74) *Attorney, Agent, or Firm*—Dechert, LLP

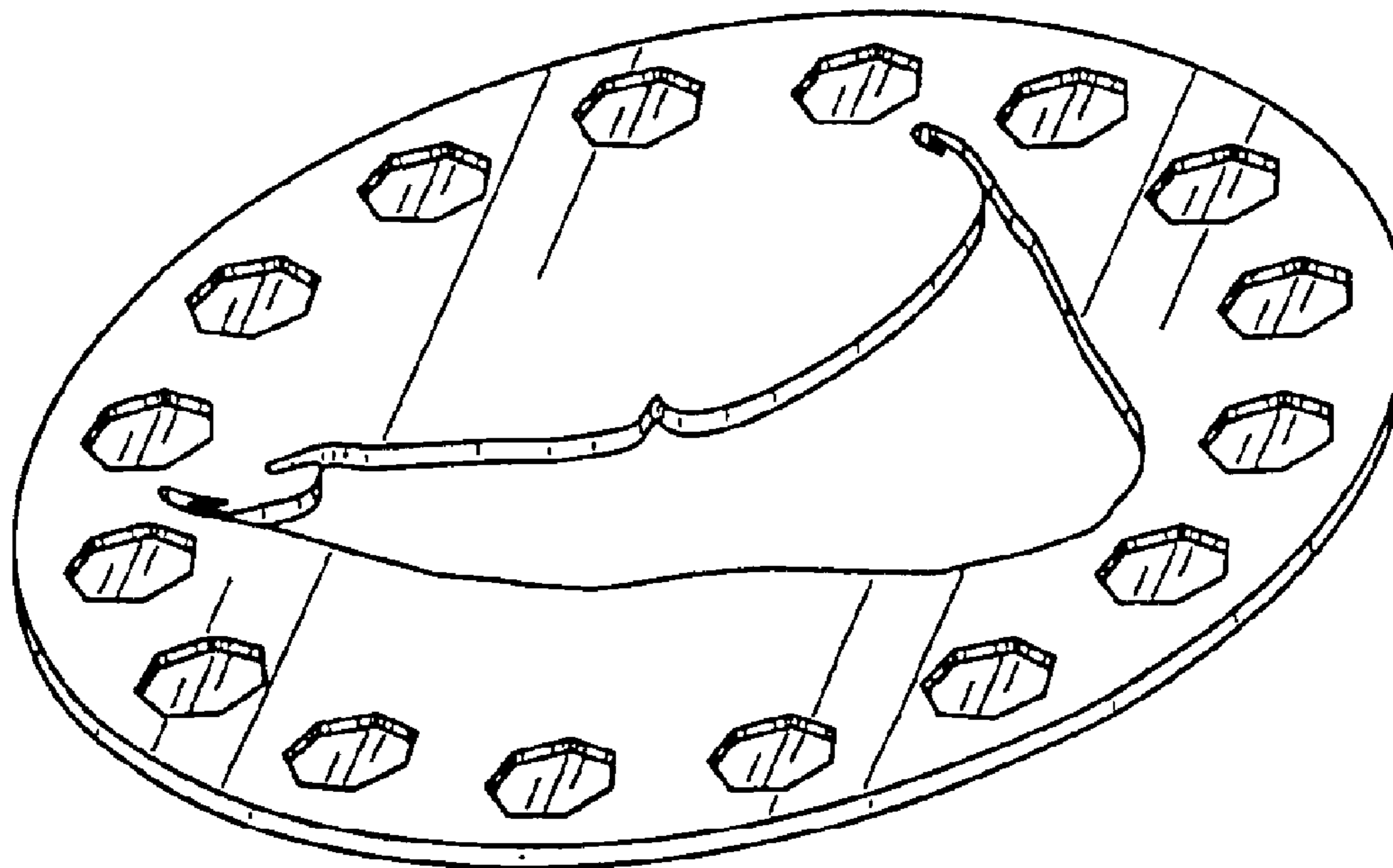
(57) **CLAIM**

The ornamental design for jewelry finding, as shown and described.

DESCRIPTION

FIG. 1 is a perspective view of my new jewelry finding;
FIG. 2 is a side plan view, being identical around the
circumference thereto;
FIG. 3 is a front plan view; and,
FIG. 4 is a rear plan view.

1 Claim, 4 Drawing Sheets



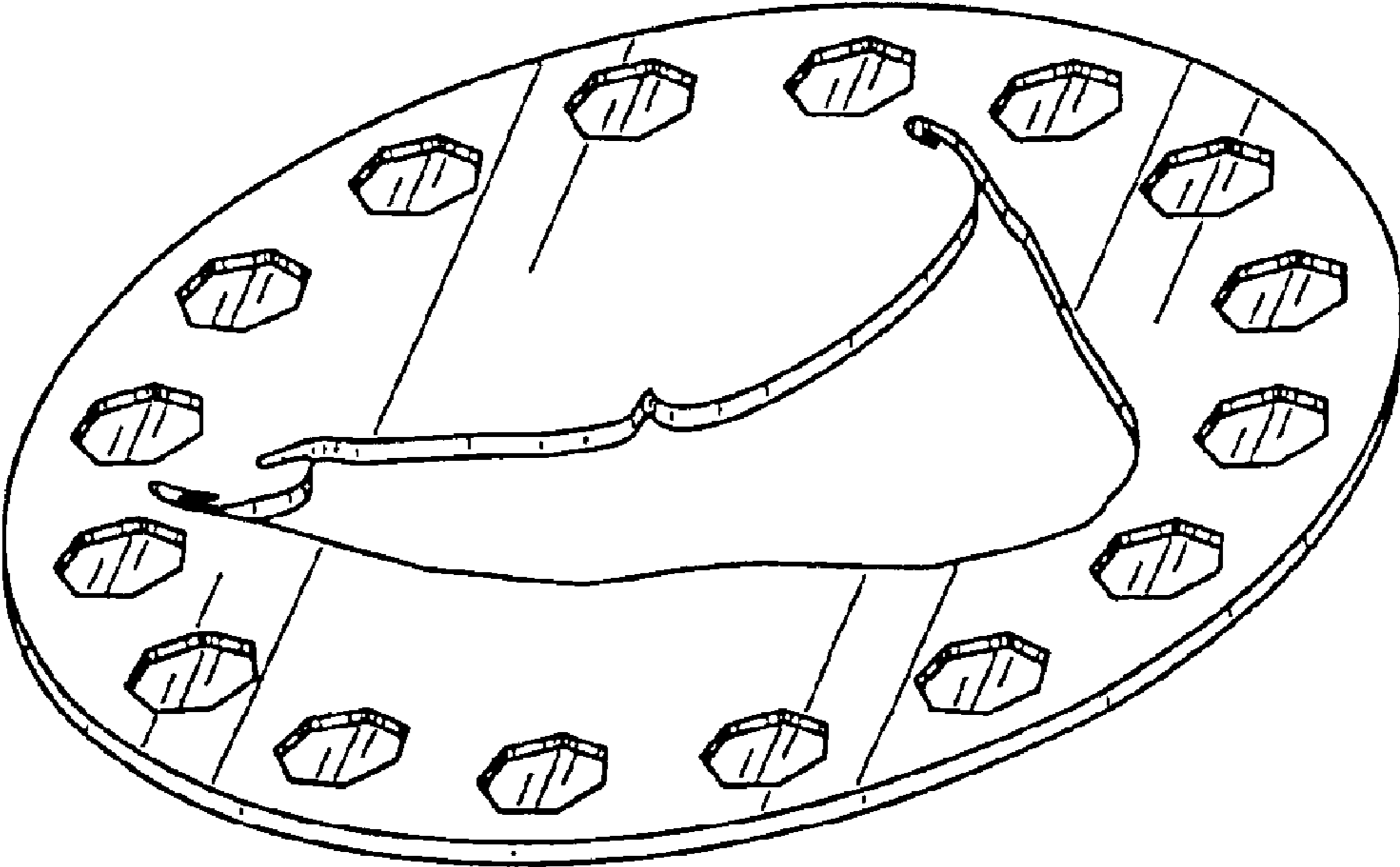


FIG. 1



FIG. 2

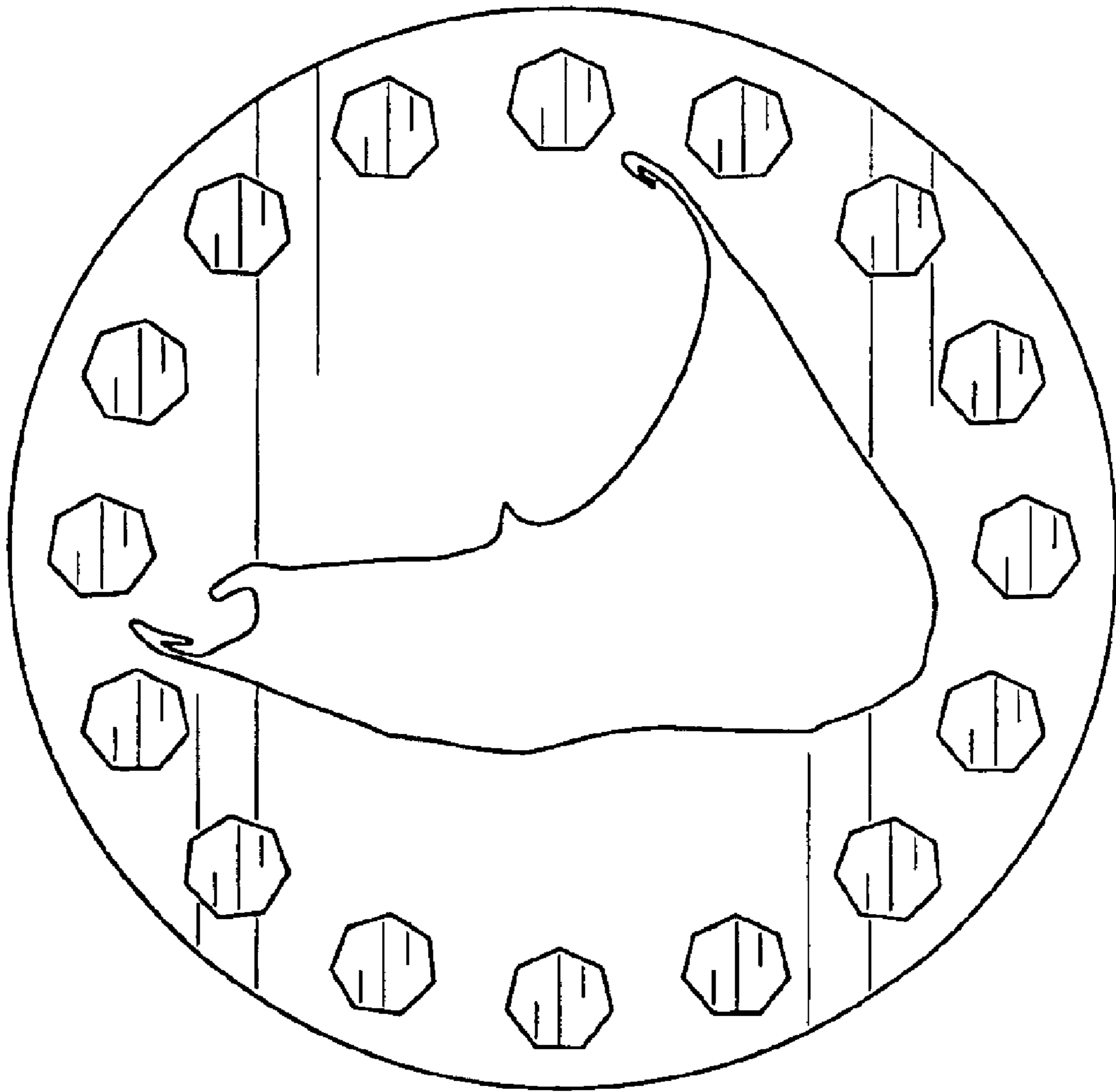


FIG. 3

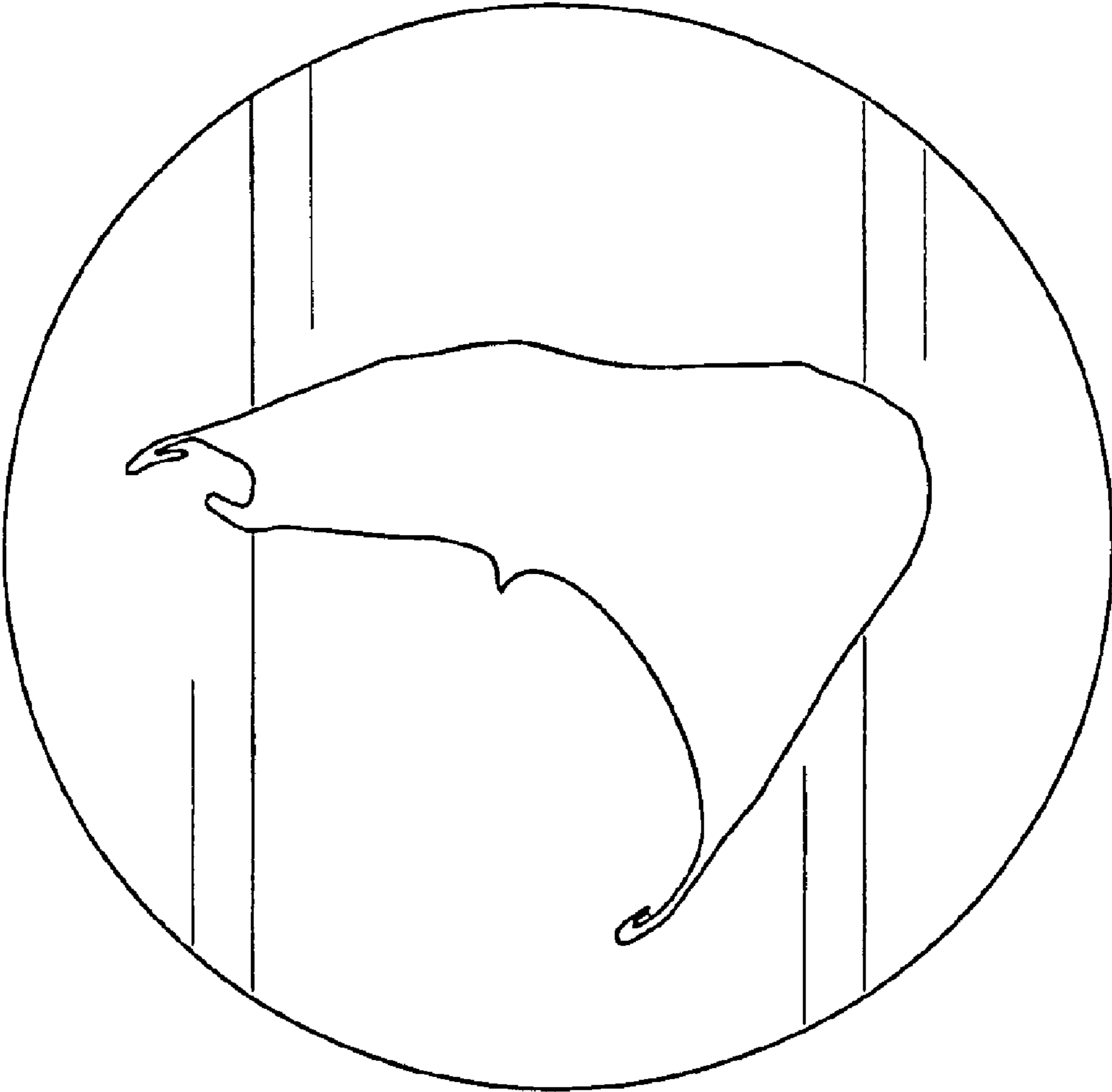


FIG. 4