

US00D506692S

(12) **United States Design Patent**  
**Wiesermann et al.**

(10) **Patent No.:** **US D506,692 S**  
(45) **Date of Patent:** **\*\* Jun. 28, 2005**

(54) **FISH TAPE REEL GRIP**  
(75) **Inventors:** **David L. Wiesermann**, Pewaukee, WI (US); **David A. Huebschen**, Menomonee Falls, WI (US); **Debra L. Weich**, Mequon, WI (US)

4,056,859 A 11/1977 Pace  
D351,561 S 10/1994 Moffatt et al.  
D408,749 S 4/1999 Walsten  
6,016,609 A 1/2000 Donovan et al.  
6,224,038 B1 5/2001 Walsten et al.  
6,361,021 B1 3/2002 Brennan  
6,416,040 B1 7/2002 Bergman

(73) **Assignee:** **Actuant Corporation**, Glendale, WI (US)

*Primary Examiner*—Antoine D. Davis  
(74) *Attorney, Agent, or Firm*—Quarles & Brady LLP

(\*\*) **Term:** **14 Years**

(57) **CLAIM**

(21) **Appl. No.:** **29/199,282**

The ornamental design for a fish tape reel grip, as shown and described.

(22) **Filed:** **Feb. 12, 2004**

(51) **LOC (8) Cl.** ..... **10-04**

(52) **U.S. Cl.** ..... **D10/74**

(58) **Field of Search** ..... D8/300, 315–320;  
D10/72, 74; 242/395, 397.1–397.5, 405.3;  
15/104.33

**DESCRIPTION**

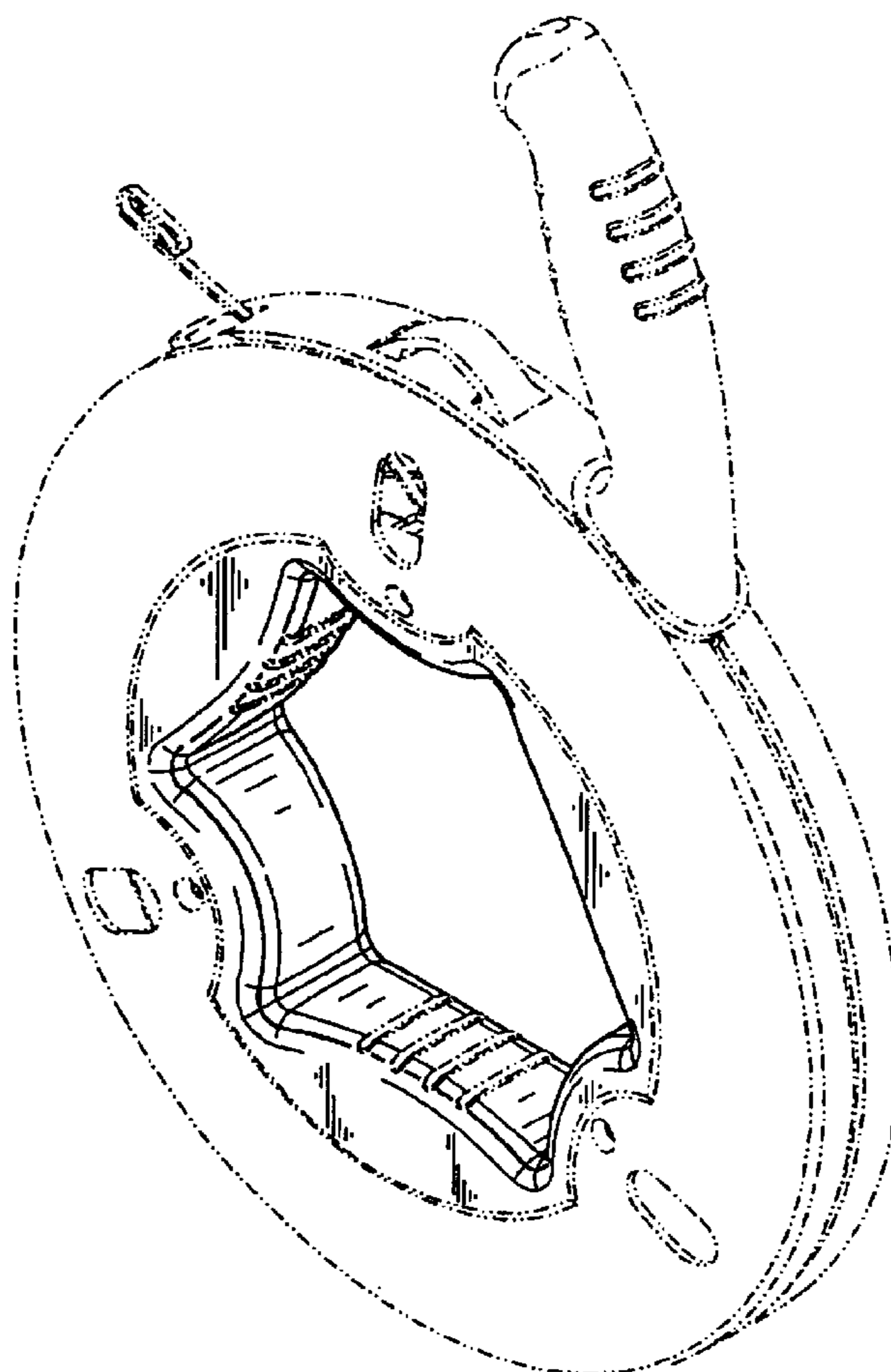
FIG. 1 is a front perspective view of a fish tape reel grip according to our new design; and, FIG. 2 is a left side elevational view thereof, the right side elevational view being a mirror image thereof. The broken line showing is for illustrative purposes only and forms no part of the claimed design.

(56) **References Cited**

**U.S. PATENT DOCUMENTS**

2,743,884 A 5/1956 Briggs

**1 Claim, 2 Drawing Sheets**



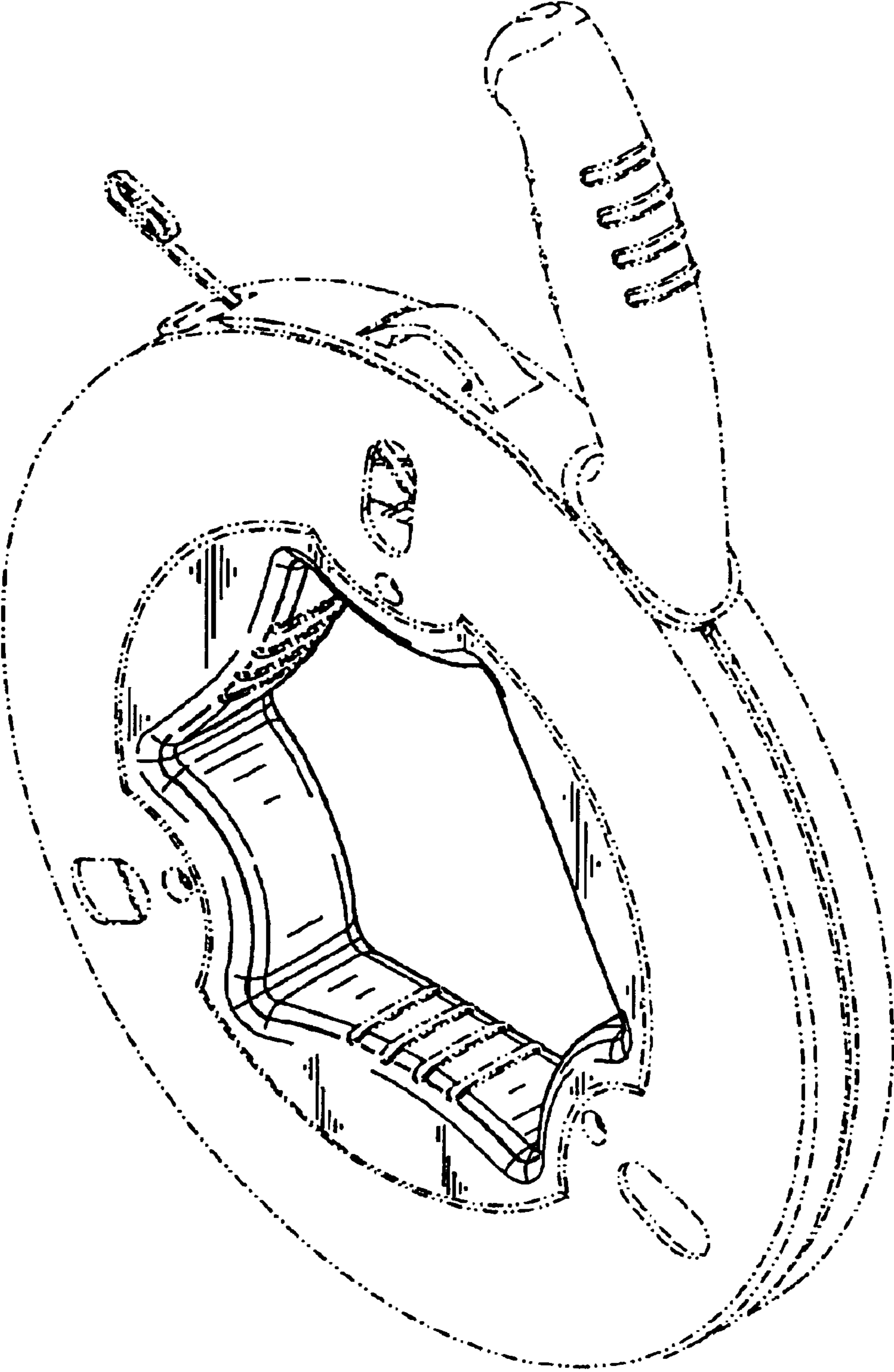


FIG. 1

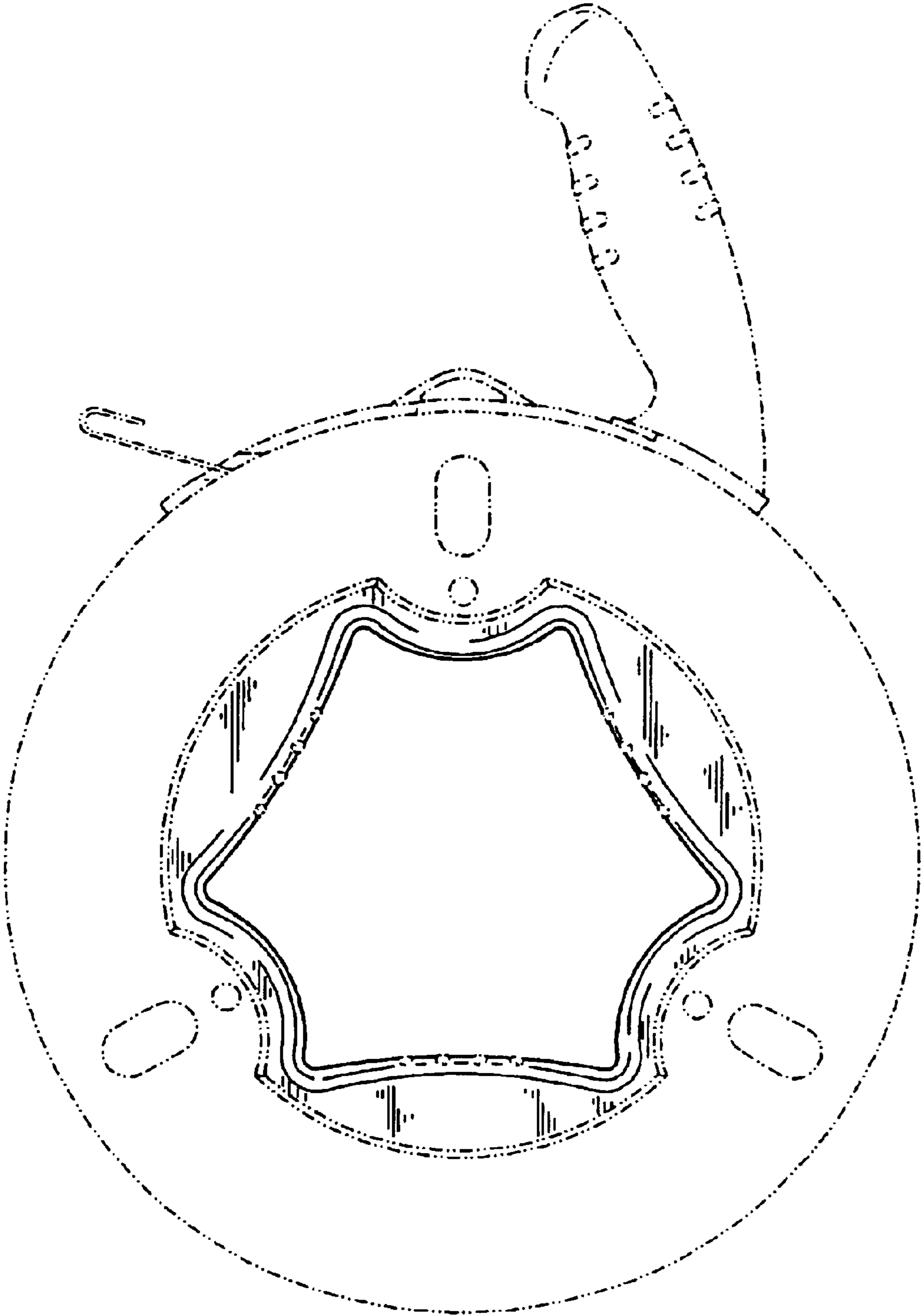


FIG. 2