

US00D506690S

(12) **United States Design Patent**
Labrie

(10) **Patent No.:** **US D506,690 S**

(45) **Date of Patent:** **** Jun. 28, 2005**

(54) **SHARP MEASURE**

(76) **Inventor:** **Larry R. Labrie**, 16 Ryan's Way,
Canaan, NY (US) 03741

(**) **Term:** **14 Years**

(21) **Appl. No.:** **29/218,813**

(22) **Filed:** **Dec. 7, 2004**

(51) **LOC (8) Cl.** **10-04**

(52) **U.S. Cl.** **D10/72**

(58) **Field of Search** D10/72; 33/755-770

(56) **References Cited**

U.S. PATENT DOCUMENTS

4,744,150 A	5/1988	Horvath	
4,766,673 A	8/1988	Bolson	
5,040,256 A	8/1991	Mills	
5,367,785 A	* 11/1994	Benarroch	33/767
5,433,014 A	* 7/1995	Falk et al.	33/763
5,434,074 A	* 7/1995	Gibson et al.	435/219
D367,618 S	3/1996	Stewart	
5,513,436 A	5/1996	Cerrato	
D377,611 S	* 1/1997	Miklas	D10/70
D397,048 S	8/1998	Herndon	

D397,949 S	* 9/1998	Azzopardi	D10/72
D409,102 S	5/1999	Balliette	
D414,437 S	* 9/1999	Goessling, Jr.	D10/72
D423,959 S	* 5/2000	Taylor	D10/72
6,158,138 A	12/2000	Katz	
6,212,787 B1	* 4/2001	Dixon	33/759
D443,215 S	* 6/2001	Croya et al.	D10/72
D462,911 S	* 9/2002	Odachowski	D10/72
2001/0042315 A1	11/2001	Dixon	

* cited by examiner

Primary Examiner—Antoine D. Davis

(74) *Attorney, Agent, or Firm*—Lawrence J. Gibney, Jr.


(57) **CLAIM**

The ornamental design for sharp measure, as shown and described.

DESCRIPTION

FIG. 1 is a back view of the device.
FIG. 2 is a left view of the device
FIG. 3 is a right view of the device
FIG. 4 is a top view of the device
FIG. 5 is a front view of the device; and,
FIG. 6 is a perspective view of the device.

1 Claim, 3 Drawing Sheets






FIG. 3

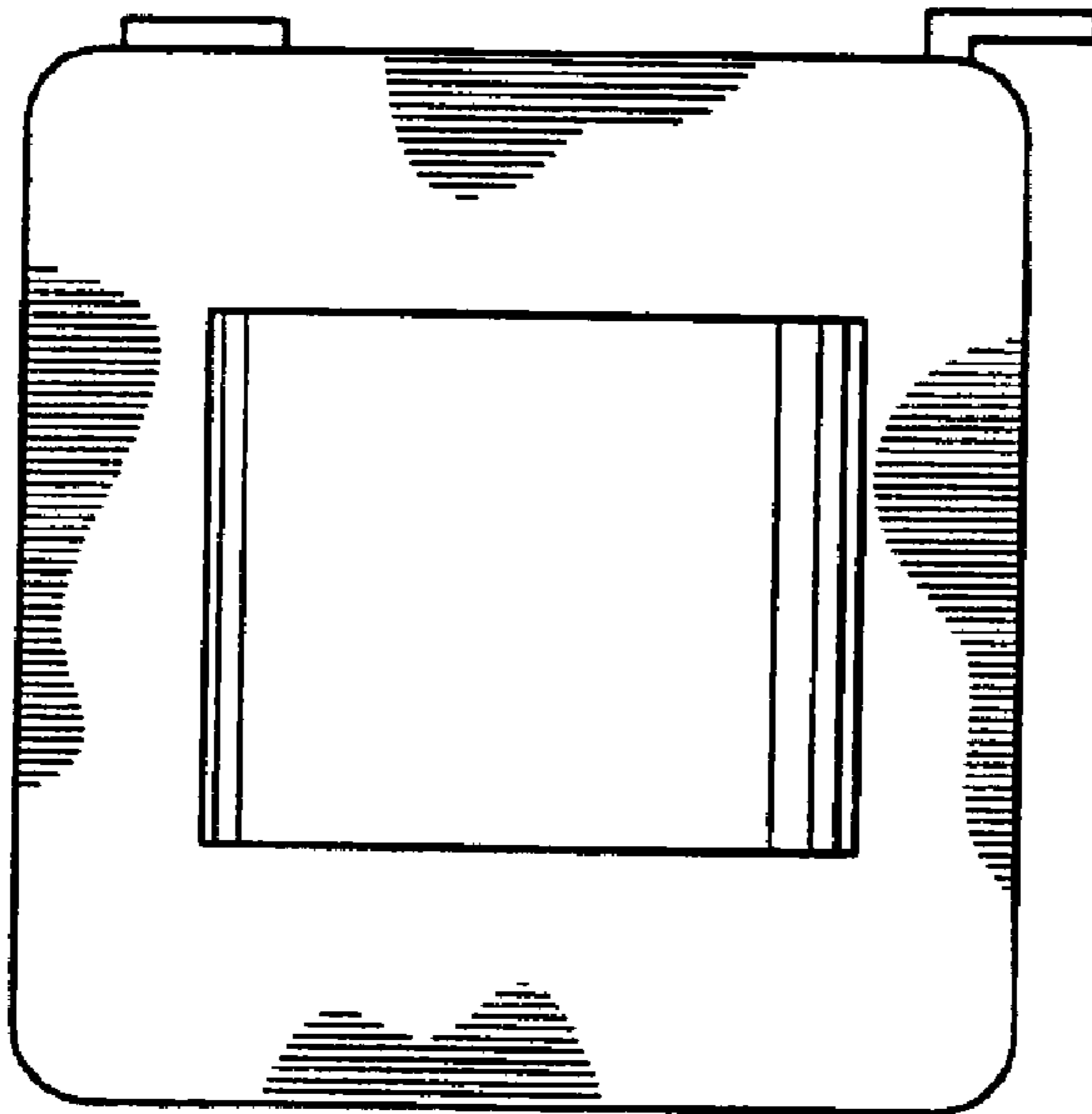


FIG. 1




FIG. 2

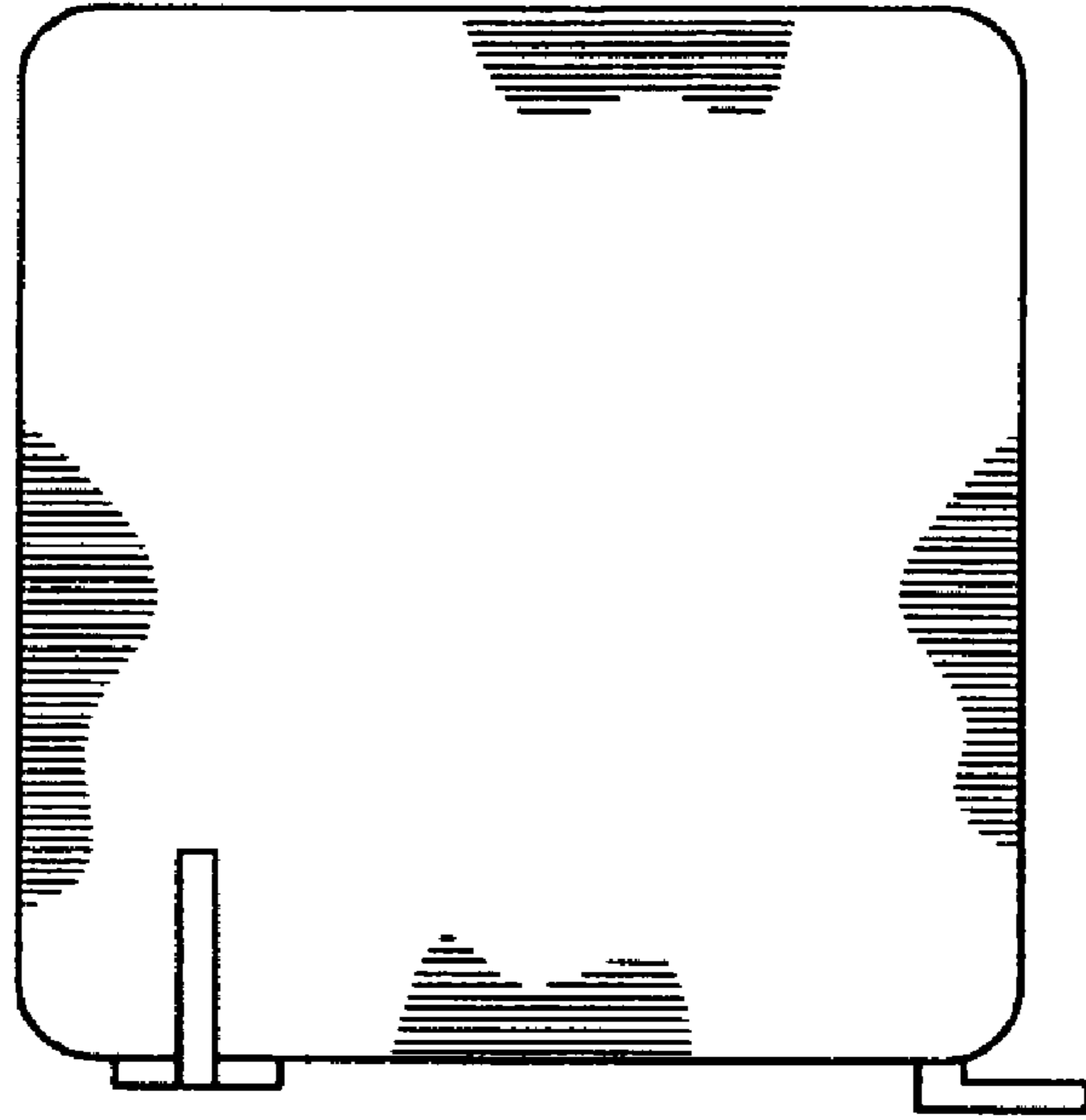


FIG. 5

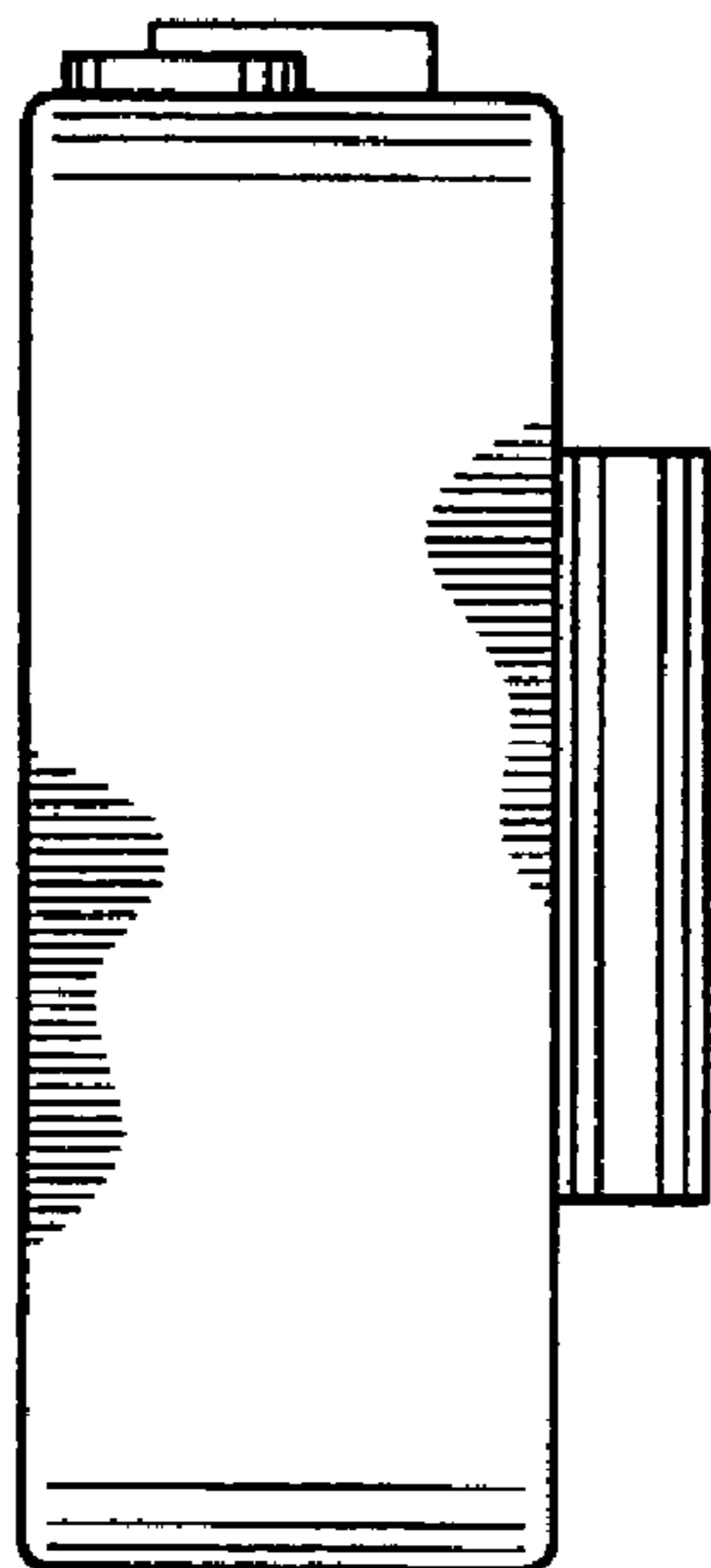


FIG. 4

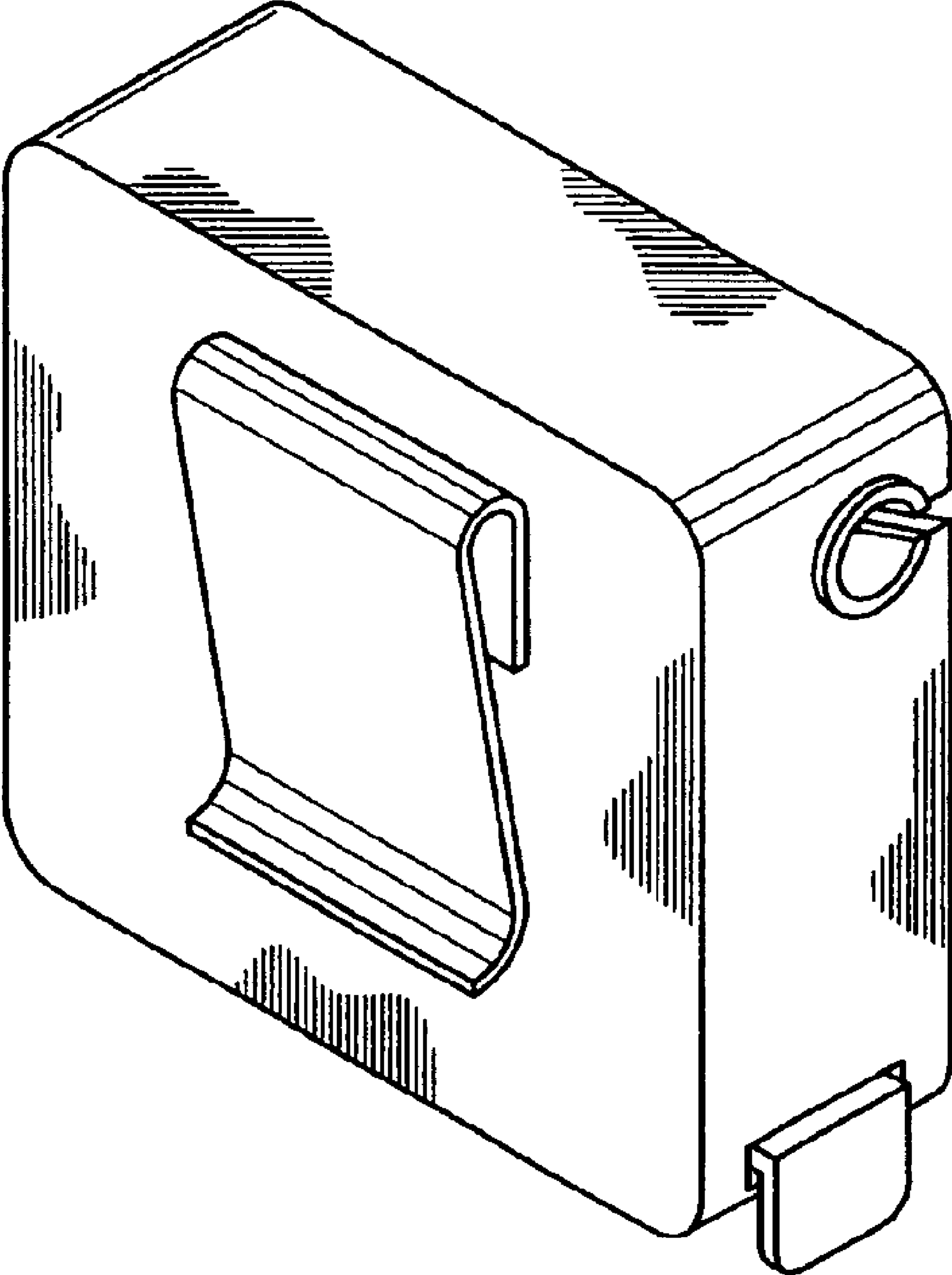


FIG.6