

US00D506683S

(12) **United States Design Patent**
Houlihan

(10) **Patent No.:** **US D506,683 S**
(45) **Date of Patent:** **** Jun. 28, 2005**

(54) **WATCH CASING AND PORTION OF A STRAP**

D489,997 S * 5/2004 Houlihan D10/30
D493,373 S * 7/2004 Sun D10/30

(75) Inventor: **John T. Houlihan**, Branford, CT (US)

* cited by examiner

(73) Assignee: **Timex Group B.V.** (NL)

Primary Examiner—Nelson C. Holtje

(**) Term: **14 Years**

(74) *Attorney, Agent, or Firm*—Carmody & Torrance LLP

(21) Appl. No.: **29/196,364**

(57) **CLAIM**

(22) Filed: **Dec. 29, 2003**

The ornamental design for a watch casing and portion of a strap, as shown and described.

(51) **LOC (8) Cl.** **10-02**

DESCRIPTION

(52) **U.S. Cl.** **D10/30**

(58) **Field of Search** D10/1-40, 122-132;
368/41-44, 82-84, 28-30, 239-242, 276-277,
280-282, 285

FIG. 1 is a top plan view of a casing for a watch showing my new design;

FIG. 2 is a left side elevational view thereof;

FIG. 3 is a right side elevational view thereof;

FIG. 4 is a first end elevational view thereof;

FIG. 5 is a second end elevational view thereof; and,

FIG. 6 is a bottom plan view.

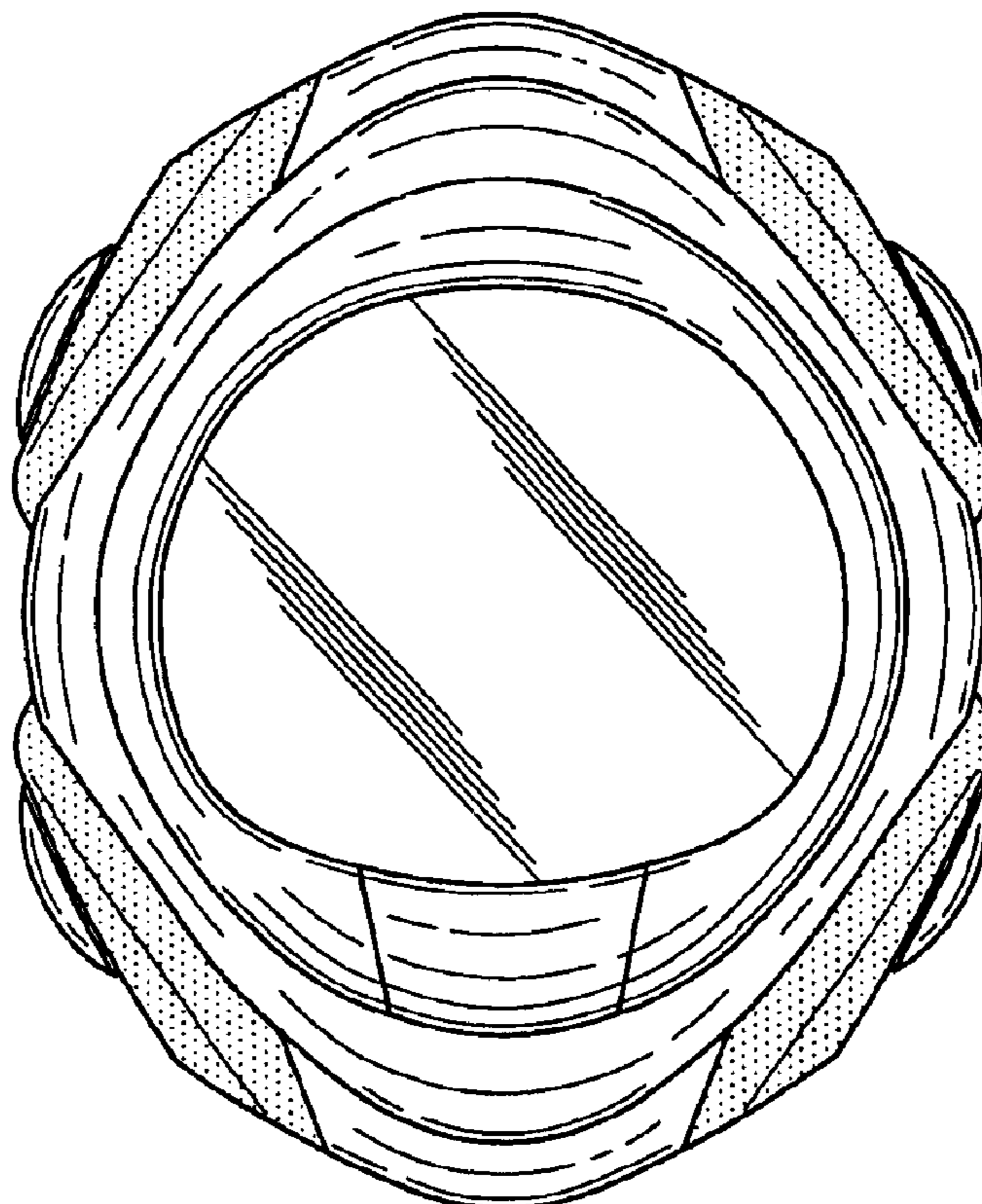
The speckled dots are intended to illustrate a contrast in color and/or material used to construct and illustrate the claimed invention. The fact that the drawings illustrate dots, in and of itself, is not material to the invention.

(56) **References Cited**

U.S. PATENT DOCUMENTS

D355,376 S * 2/1995 Nakai D10/38
D472,477 S 4/2003 Sun
D480,317 S 10/2003 Yan
D481,959 S 11/2003 Houlihan
D482,627 S 11/2003 Houlihan

1 Claim, 3 Drawing Sheets



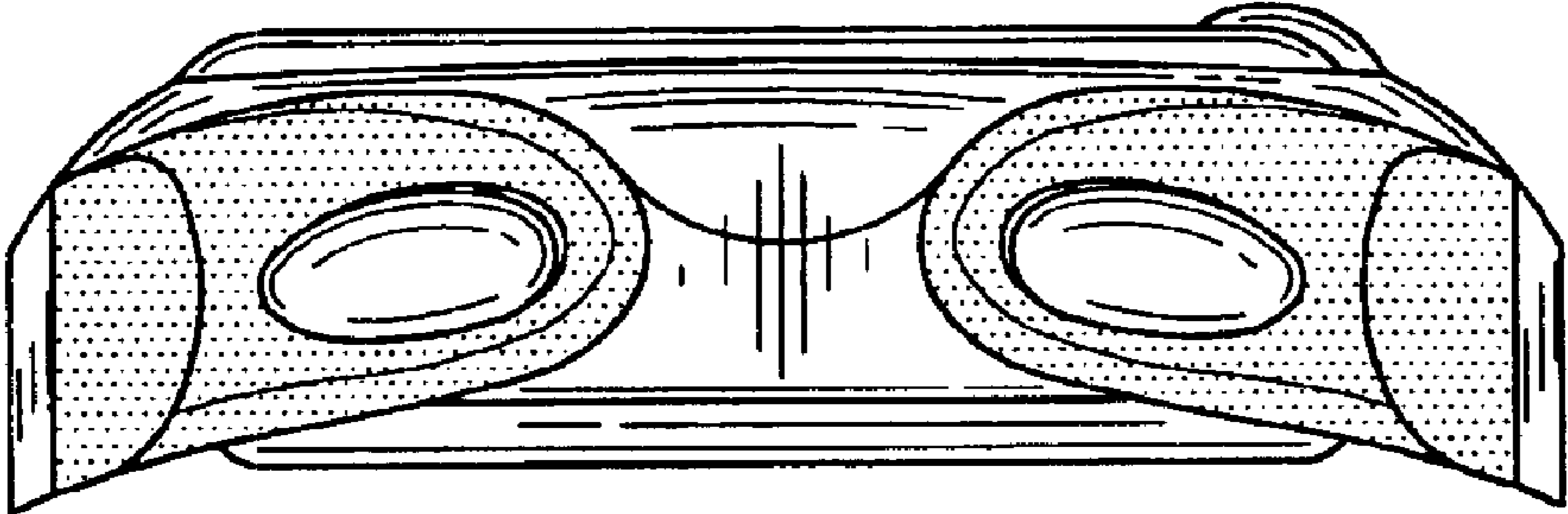


FIG. 2

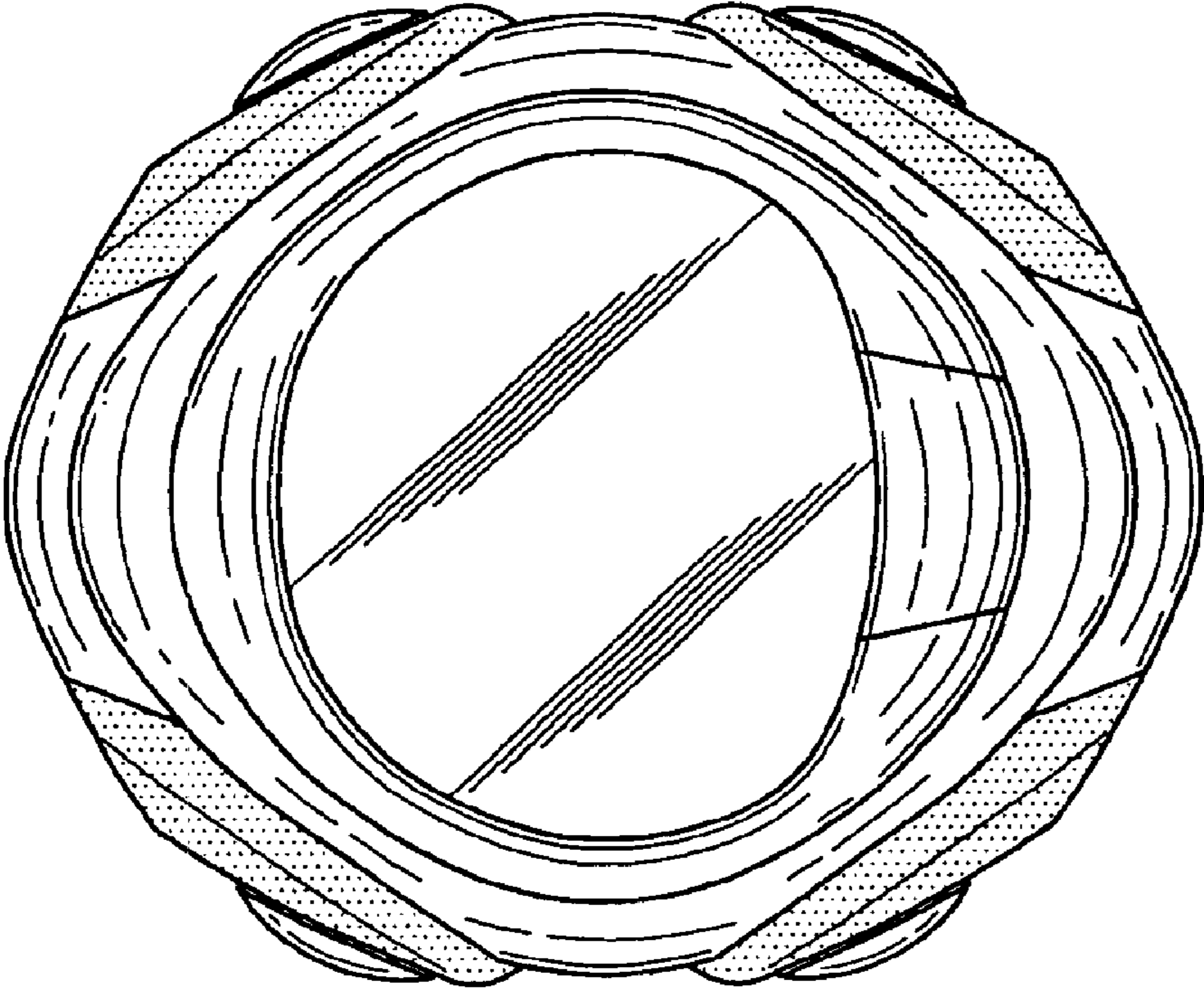


FIG. 1

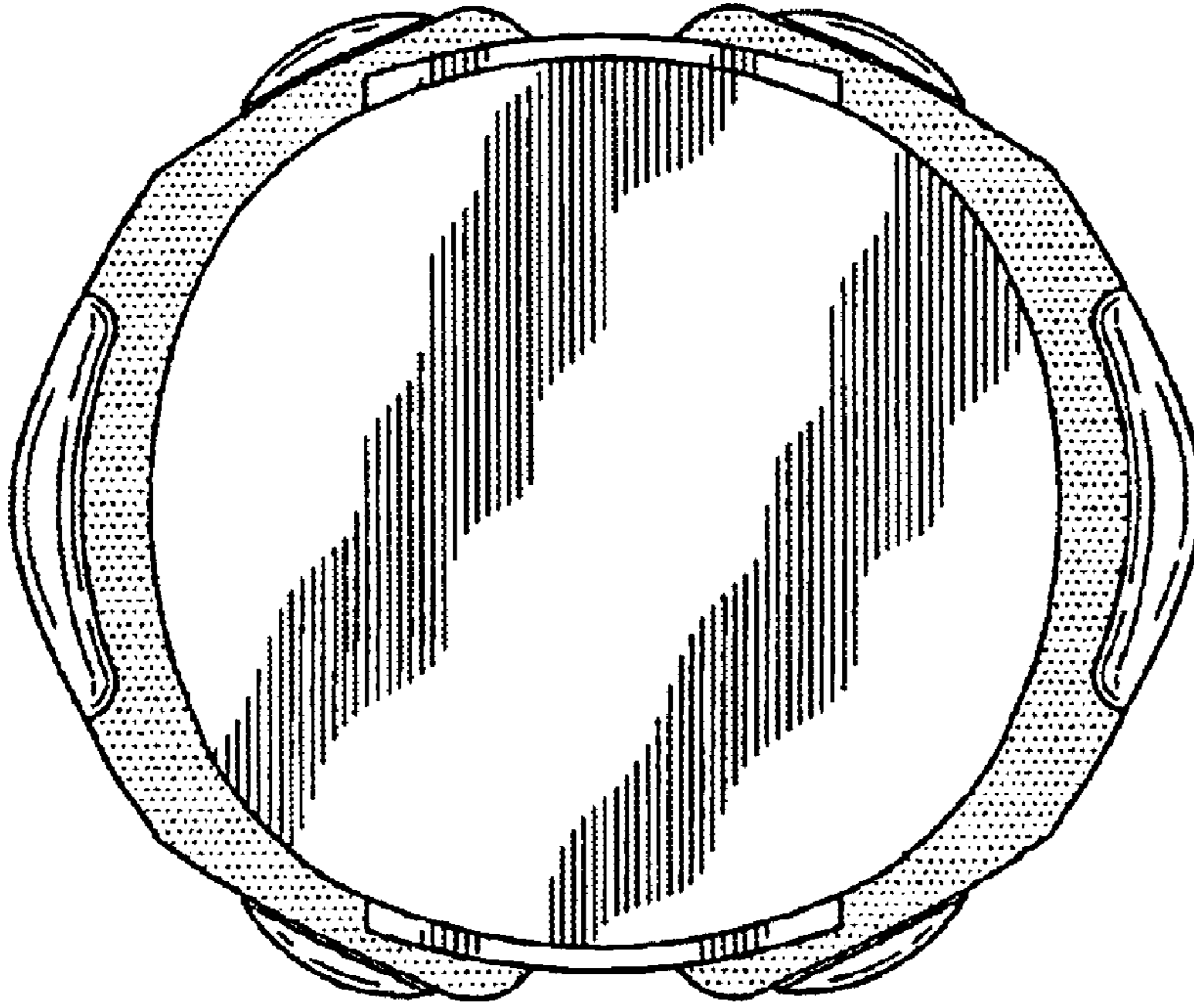


FIG. 4

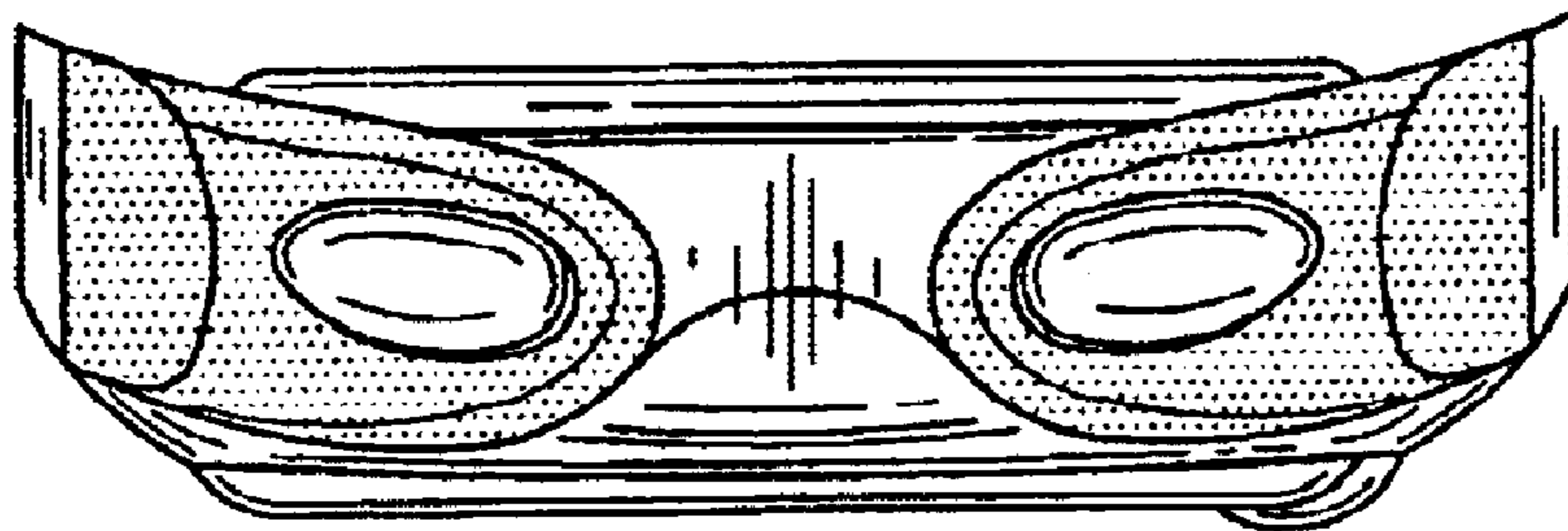


FIG. 3




FIG. 5




FIG. 6