

US00D506679S

(12) **United States Design Patent**
Bretz et al.

(10) **Patent No.: US D506,679 S**
(45) **Date of Patent: ** Jun. 28, 2005**

(54) **BOTTLE**

(75) Inventors: **John M. Bretz**, Crystal Lake, IL (US);
John L. Konieczka, Lake Barrington,
IL (US); **Scott A. Schoessel**, Evanston,
IL (US); **Jill Maine**, Chicago, IL (US);
Roland Charriez, Mohegan Lake, NY
(US)

(73) Assignee: **Stokely-Van Camp, Inc.**, Chicago, IL
(US)

(**) Term: **14 Years**

(21) Appl. No.: **29/209,926**

(22) Filed: **Jul. 23, 2004**

D397,614 S	*	9/1998	Krishnakumar et al.	D9/520
D416,198 S		11/1999	Lindsay et al.	
6,044,996 A	*	4/2000	Carew et al.	215/381
D426,460 S		6/2000	Krishnakumar et al.	
D433,322 S		11/2000	Krishnakumar et al.	
D438,455 S		3/2001	Bretz et al.	
D438,456 S		3/2001	Bretz et al.	
D441,641 S		5/2001	Piccioli et al.	
D442,474 S		5/2001	Piccioli et al.	
D445,033 S		7/2001	Bretz et al.	
D446,112 S		8/2001	Bretz et al.	
D446,446 S		8/2001	Bretz et al.	
D446,711 S		8/2001	Bretz et al.	
D456,704 S		5/2002	Ranchetti	
D457,055 S		5/2002	Ranchetti	
D457,056 S		5/2002	Ranchetti	
2002/0104820 A1		8/2002	Hong et al.	

* cited by examiner

Related U.S. Application Data

(62) Division of application No. 29/208,467, filed on Jun. 29,
2004, which is a continuation of application No. 29/169,357,
filed on Oct. 18, 2002, now abandoned.

(51) **LOC (8) Cl.** **09-01**

(52) **U.S. Cl.** **D9/667; D9/538; D9/464**

(58) **Field of Search** D9/307, 500-504,
D9/516-520, 537-543, 549-552, 556-564,
569-570; 215/379-383, 400; 220/890

(56) **References Cited**

U.S. PATENT DOCUMENTS

D294,462 S	3/1988	Ota et al.	
D294,678 S	3/1988	Papa	
D294,679 S	3/1988	Griesing et al.	
D321,830 S	* 11/1991	York et al.	D9/549
5,067,622 A	11/1991	Garver et al.	
D369,499 S	5/1996	Scott et al.	
5,762,221 A	6/1998	Tobias et al.	

Primary Examiner—Sandra L. Morris

(74) *Attorney, Agent, or Firm*—Ryndak & Suri

(57) **CLAIM**

The ornamental design for a bottle, as shown and described.

DESCRIPTION

FIG. 1 is a perspective view of a bottle, showing the new design, the broken line showing is for illustrative purposes only, and forms no part of the claimed design;

FIG. 2 is an elevational view thereof, the opposite elevational view being identical;

FIG. 3 is another elevational view thereof, representing a partial rotation of the bottle about its vertical axis from the elevational view depicted in FIG. 2, the opposite elevational view being identical;

FIG. 4 is a top plan view thereof; and,

FIG. 5 is a bottom plan view thereof.

1 Claim, 2 Drawing Sheets

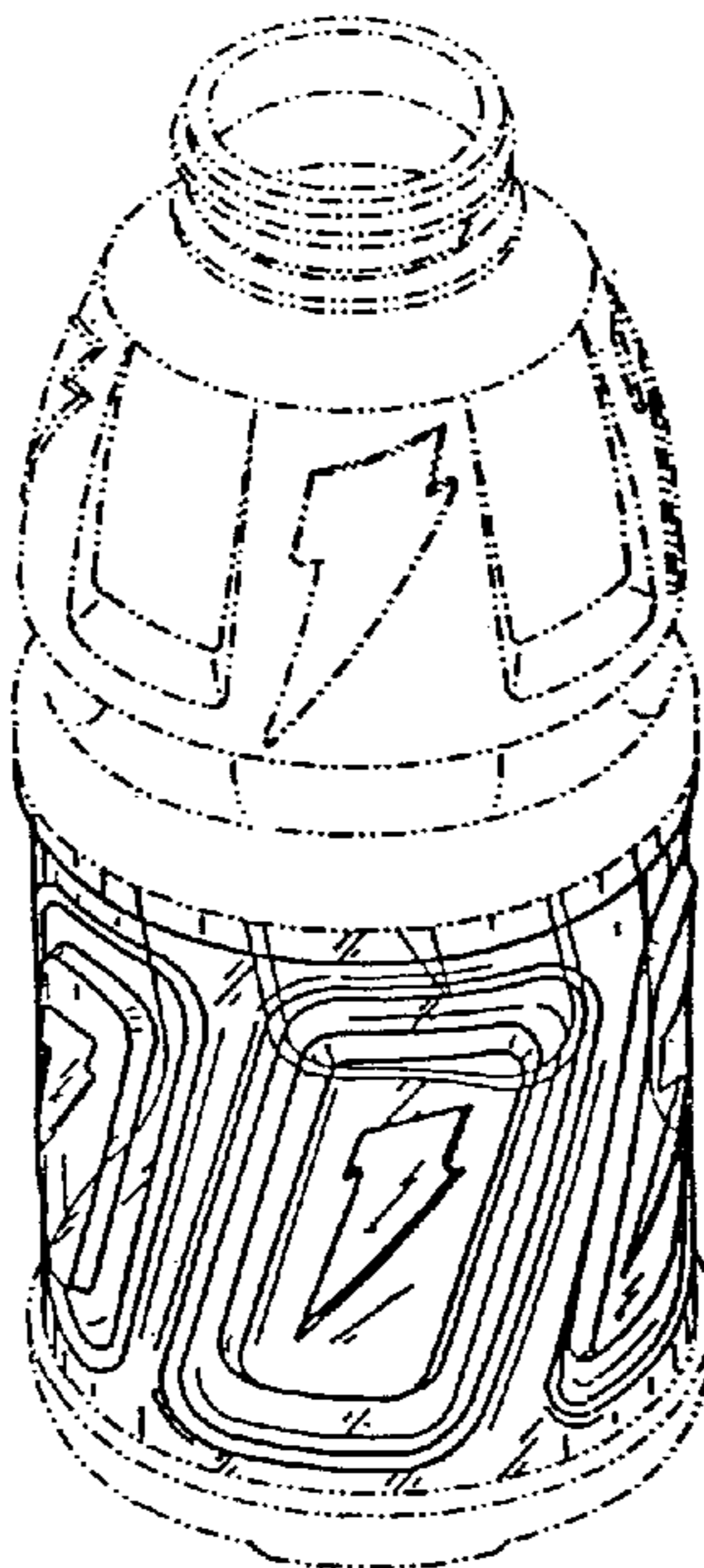


FIG. 1

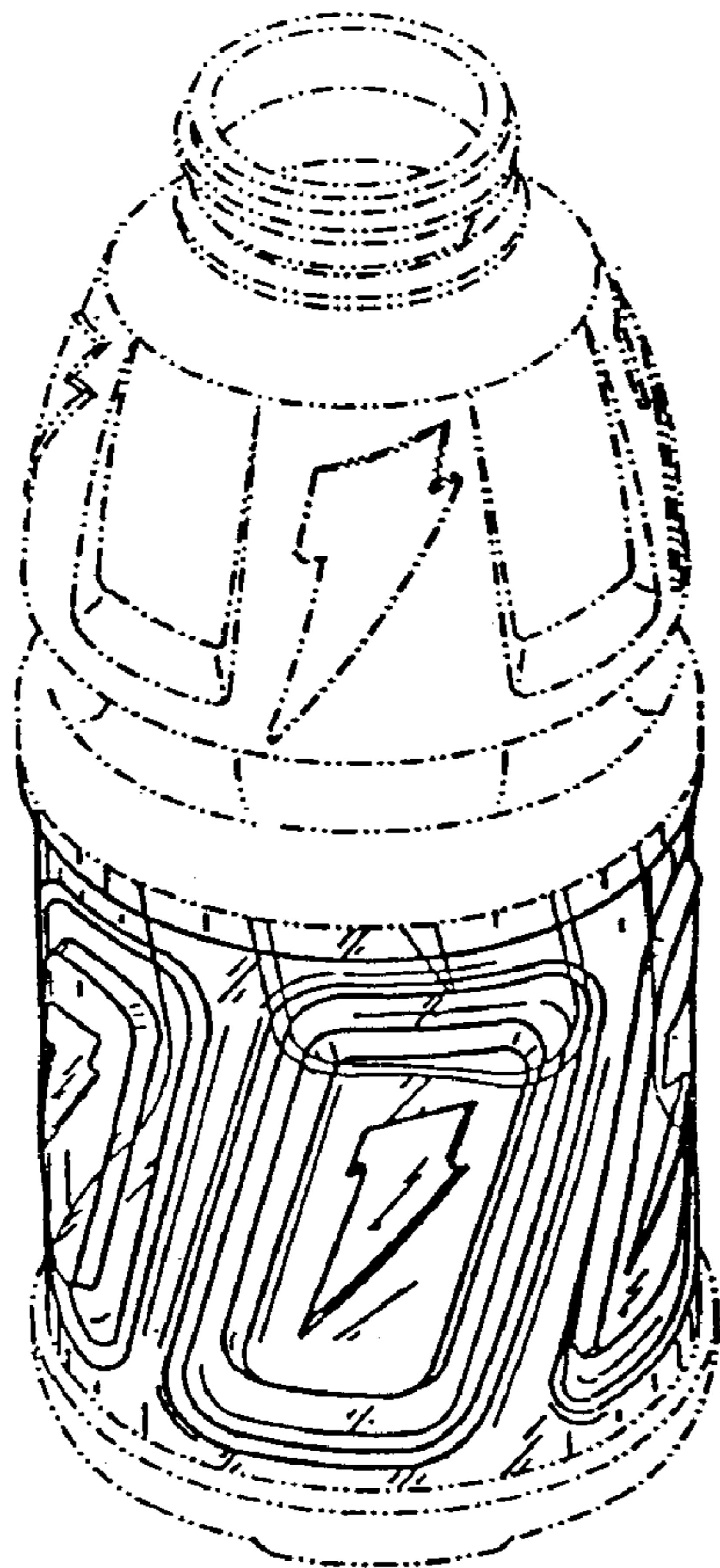


FIG. 2

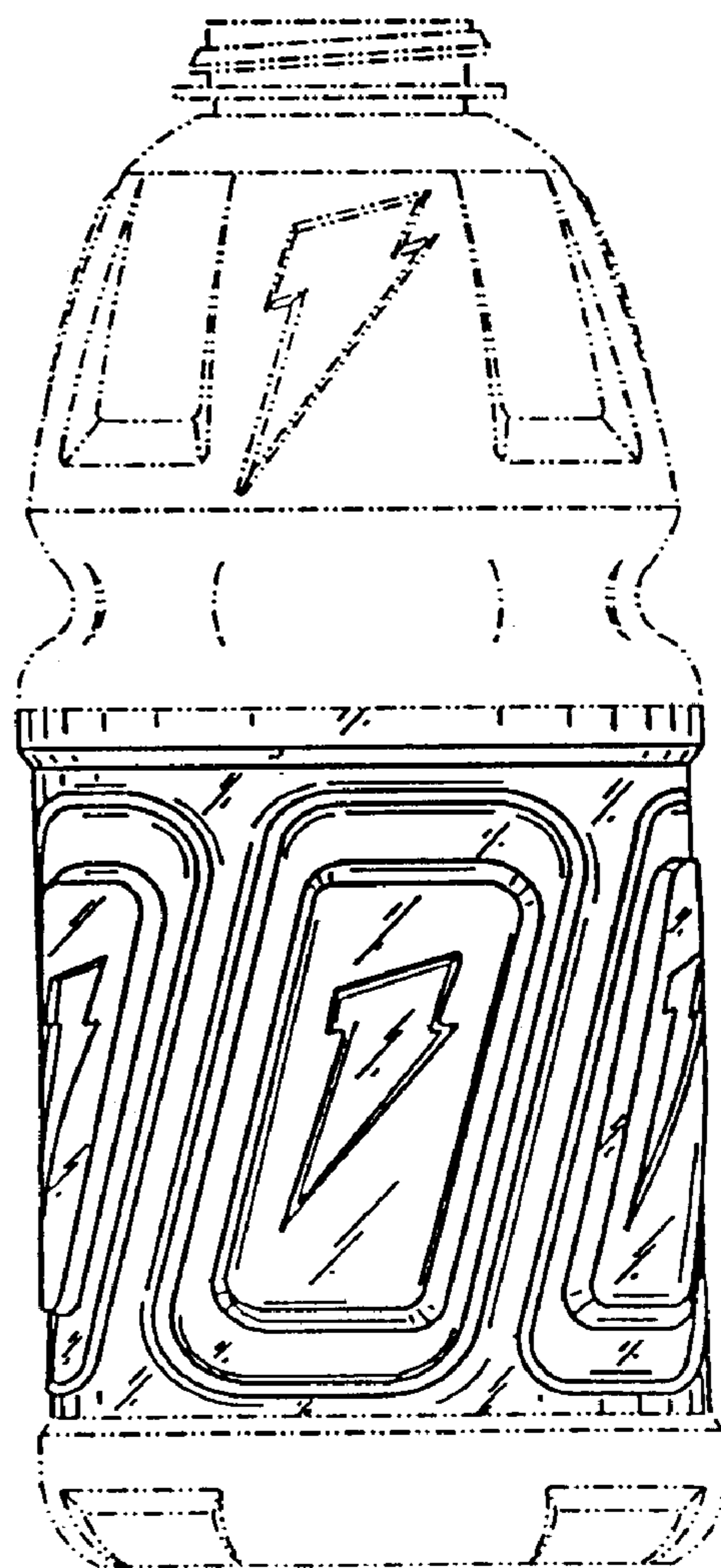


FIG. 3

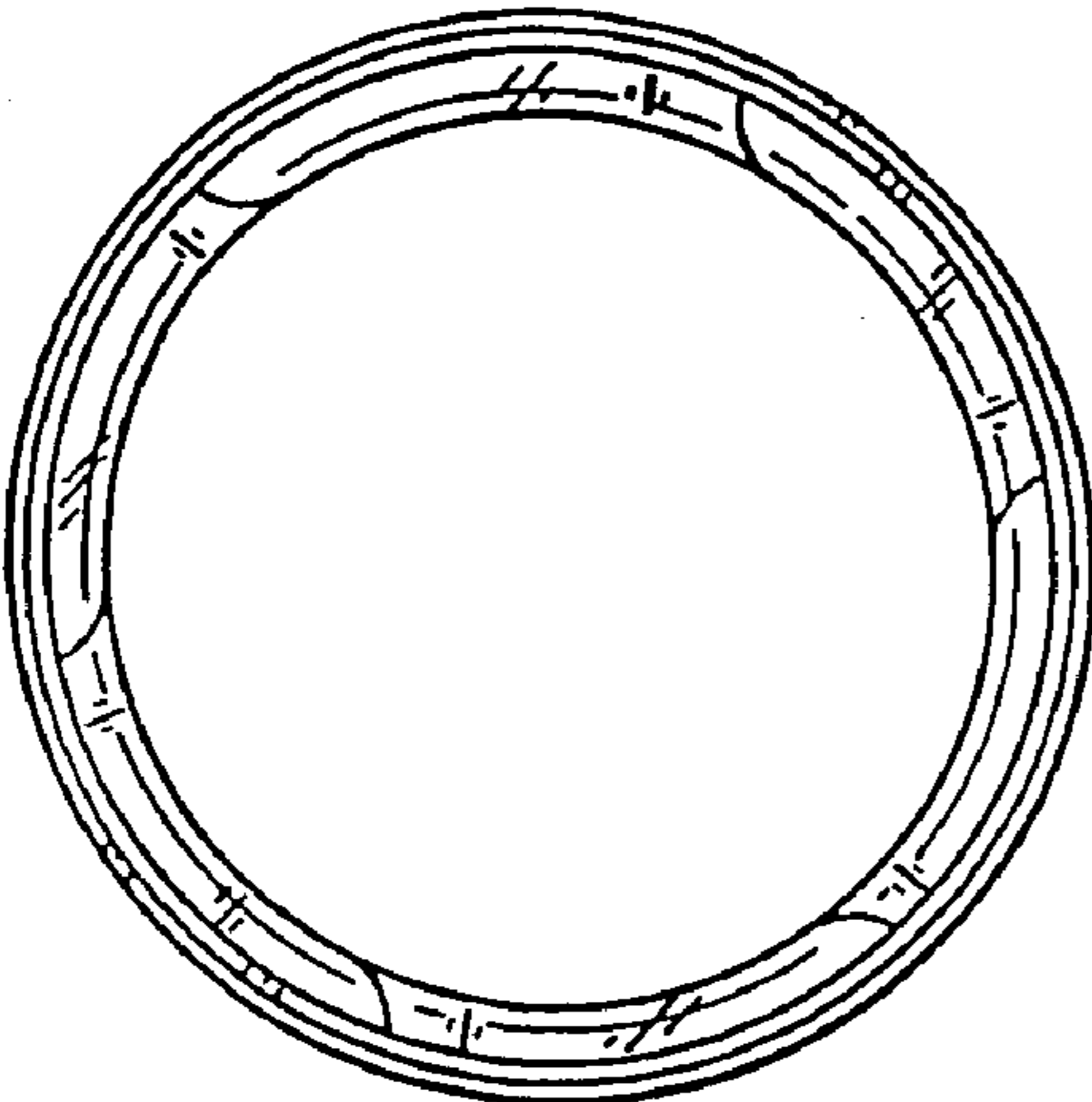
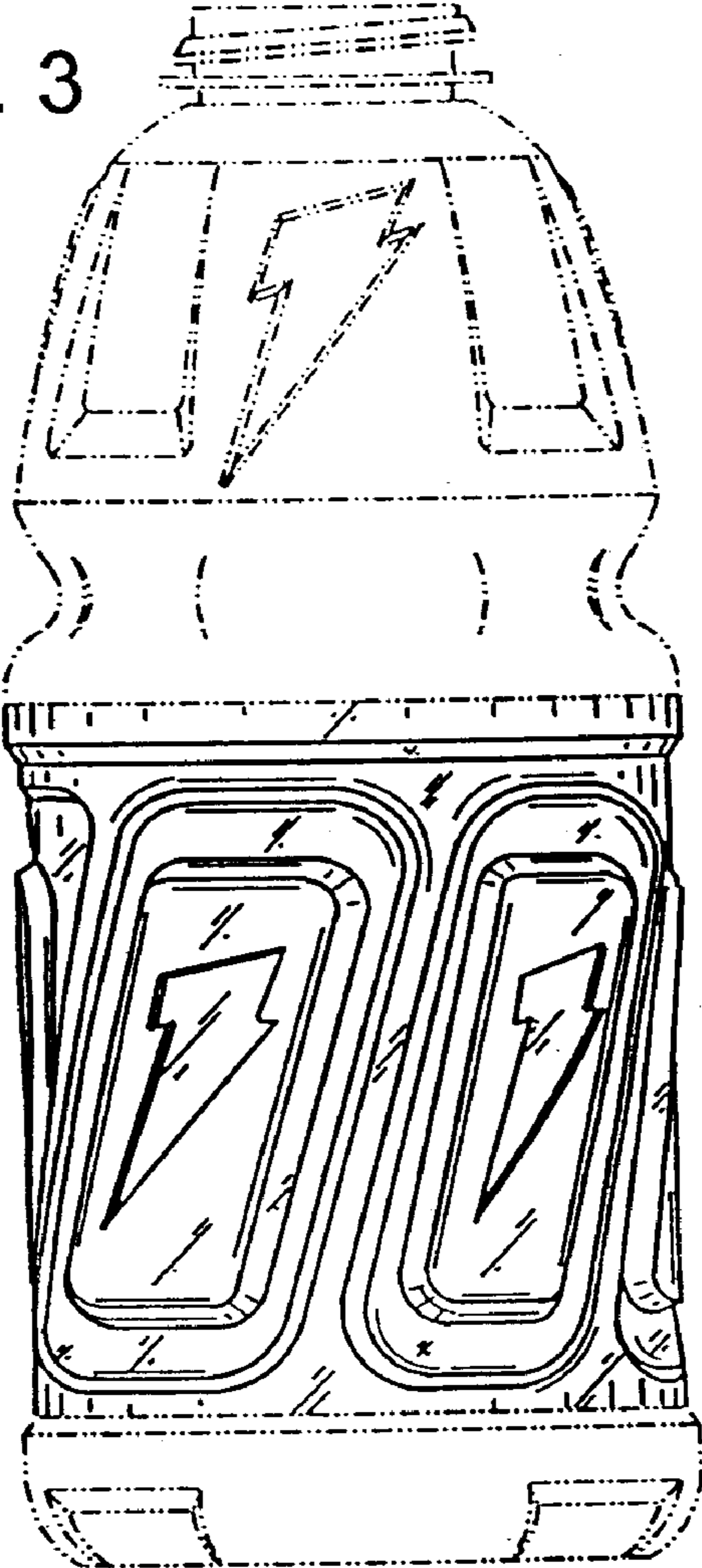


FIG. 4

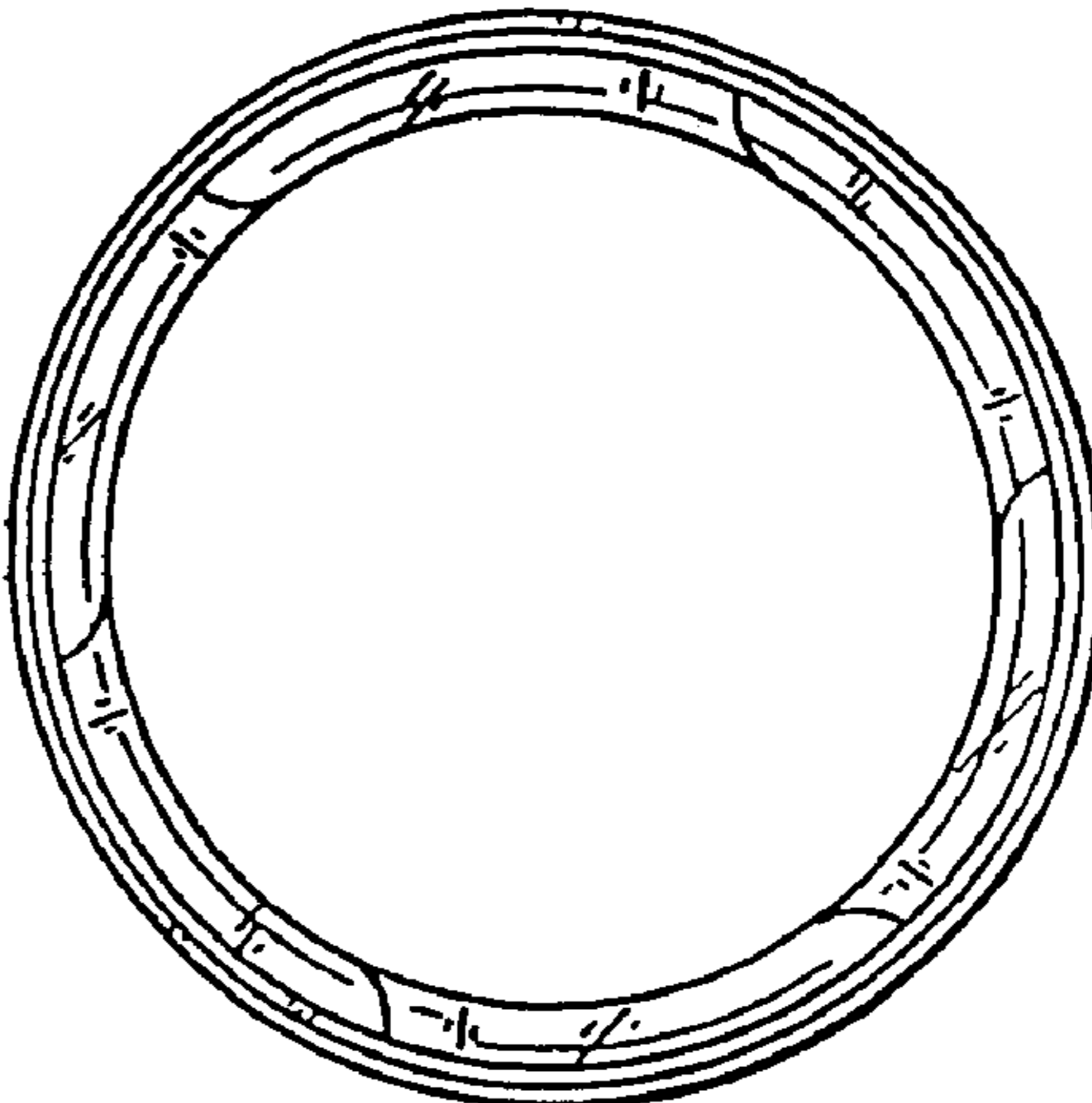


FIG. 5