



US00D506676S

(12) **United States Design Patent** (10) **Patent No.:** **US D506,676 S**
Bretz et al. (45) **Date of Patent:** **** Jun. 28, 2005**

- (54) **BOTTLE** D345,693 S * 4/1994 Edstrom D9/538
- 5,337,909 A 8/1994 Vaillencourt
- (75) Inventors: **John M. Bretz**, Crystal Lake, IL (US); 5,341,946 A * 8/1994 Vaillencourt et al. 215/381
- John L. Konieczka**, Lake Barrington, D364,565 S 11/1995 Vaillencourt et al.
- IL (US); **Scott A. Schoessel**, Evantson, D382,799 S 8/1997 Darr
- IL (US); **Jill Maine**, Chicago, IL (US); D393,802 S * 4/1998 Collette et al. D9/502
- Thomas C. Van Dyk**, Ramsey, NJ (US) D426,460 S 6/2000 Krishnakumer et al.
- (73) Assignee: **Stokely-Van Camp, Inc.**, Chicago, IL D433,322 S 11/2000 Krishnakumer et al.
- (US) D434,330 S * 11/2000 Rowe et al. D9/538
- (**) Term: **14 Years** D440,877 S 4/2001 Lichtman et al.
- D441,641 S 5/2001 Piccioli et al.
- (21) Appl. No.: **29/209,541** D448,673 S 10/2001 Bretz et al.
- D450,581 S 11/2001 Lichtman et al.
- (22) Filed: **Jul. 16, 2004** D456,704 S 5/2002 Ranchetti
- D457,055 S 5/2002 Ranchetti
- D457,056 S 5/2002 Ranchetti
- D466,021 S * 11/2002 Thierjung et al. D9/538

Related U.S. Application Data

- (62) Division of application No. 29/207,829, filed on Jun. 18, 2004, which is a continuation of application No. 29/169,384, filed on Oct. 18, 2002, now abandoned.

- (51) **LOC (8) Cl.** **09-01**
- (52) **U.S. Cl.** **D9/558; D9/551**
- (58) **Field of Search** D9/307, 500-504,
D9/516-520, 537-543, 549-552, 556-564,
569-570; 215/379-383, 400; 220/890

(56) **References Cited**

U.S. PATENT DOCUMENTS

- 4,717,525 A * 1/1988 Iizuka et al. 264/521
- D294,462 S 3/1988 Uta et al.
- D295,382 S 4/1988 Rogler
- 4,805,788 A 2/1989 Akiho
- D300,805 S 4/1989 Rogler et al.
- 4,863,046 A 9/1989 Collette et al.
- 5,005,716 A 4/1991 Eberle
- 5,178,290 A 1/1993 Ota et al.

* cited by examiner

Primary Examiner—Sandra L. Morris

(74) *Attorney, Agent, or Firm*—Ryndak & Suri

(57) **CLAIM**

The ornamental design for a bottle, as shown and described.

DESCRIPTION

FIG. 1 is a perspective view of a bottle showing the new design;
 FIG. 2 is an elevational view thereof, the opposite elevational view being identical;
 FIG. 3 is another elevational view thereof, representing a partial rotation of the bottle about its vertical axis from the elevational view depicted in FIG. 2;
 FIG. 4 is a top plan view thereof; and,
 FIG. 5 is a bottom plan view thereof.
 The broken line showing is for illustrative purposes only, and forms no part of the claimed design.

1 Claim, 2 Drawing Sheets

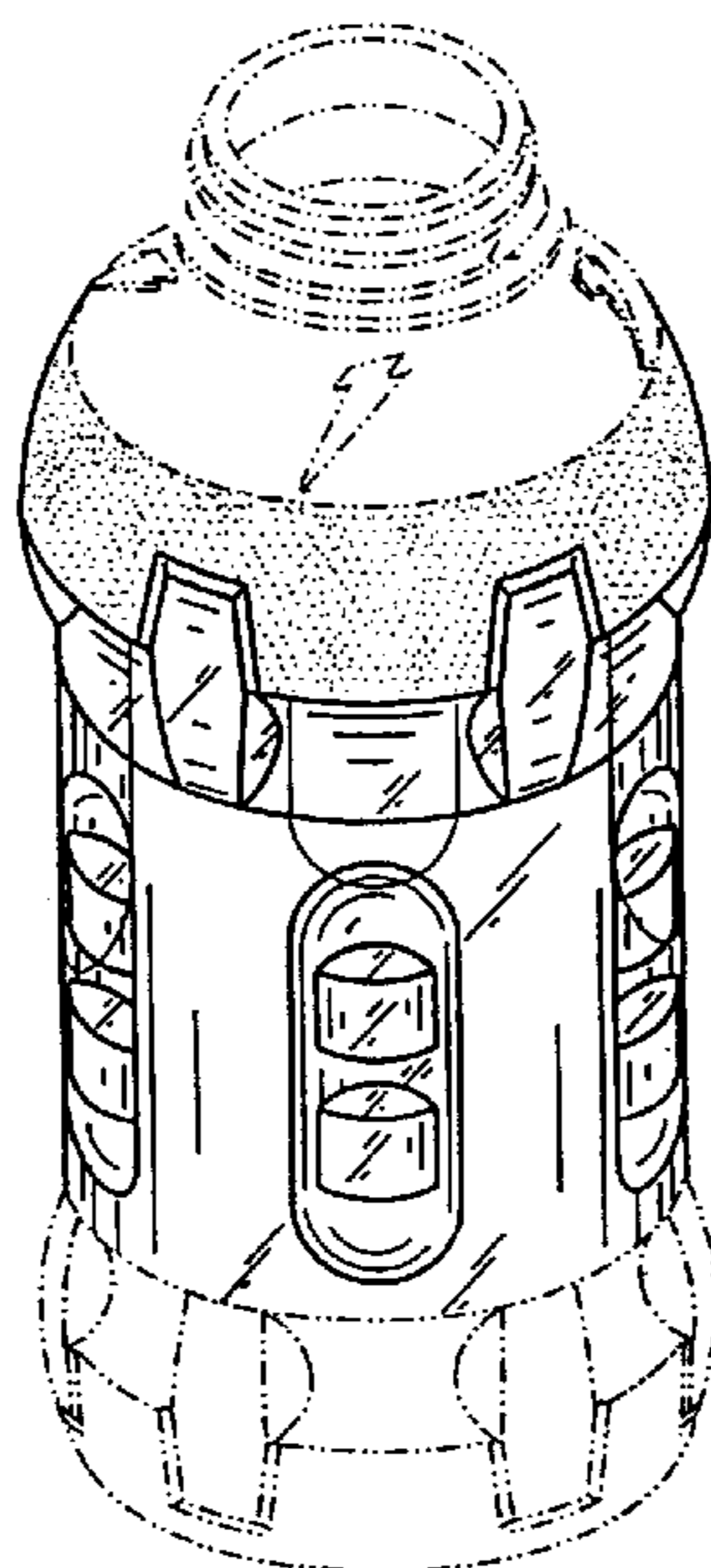


FIG. 1

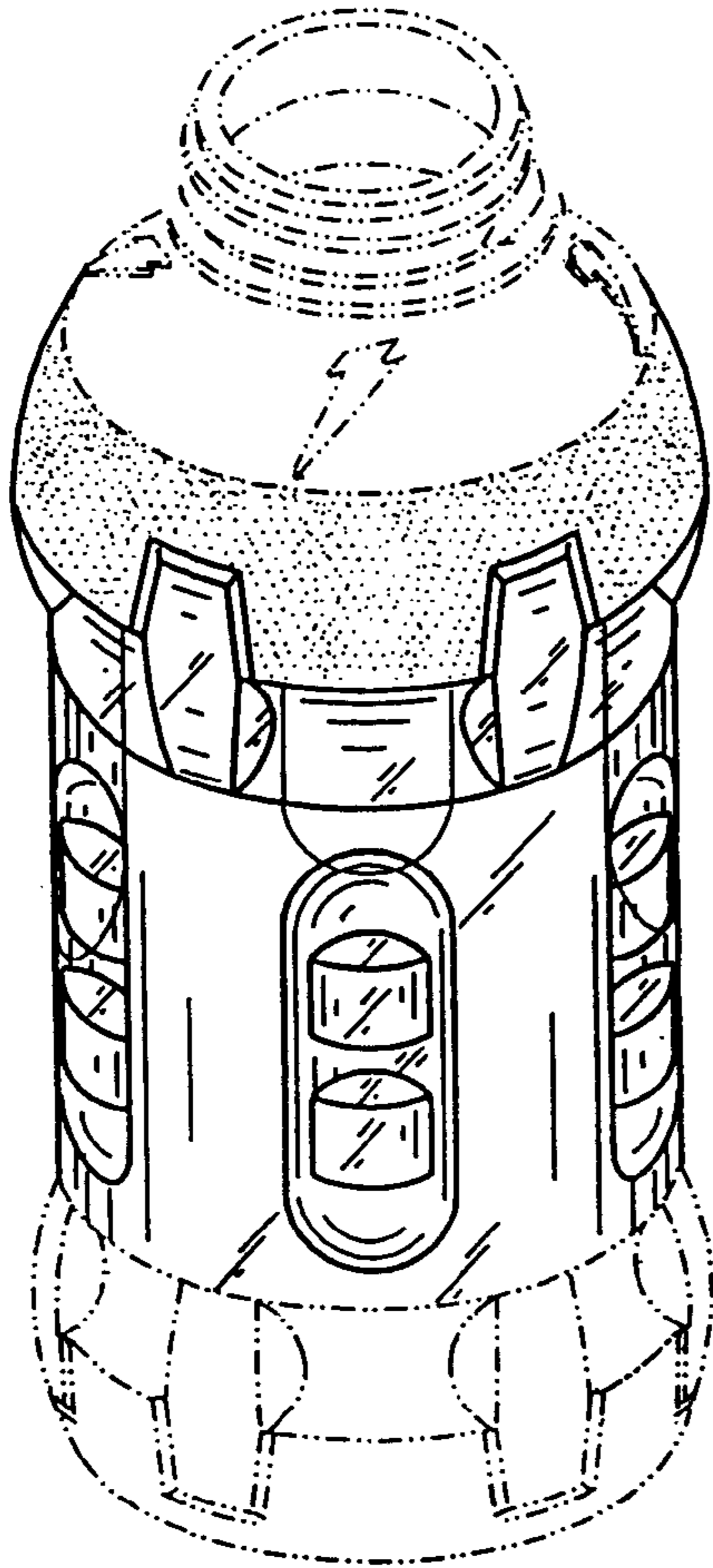


FIG. 2




FIG. 3

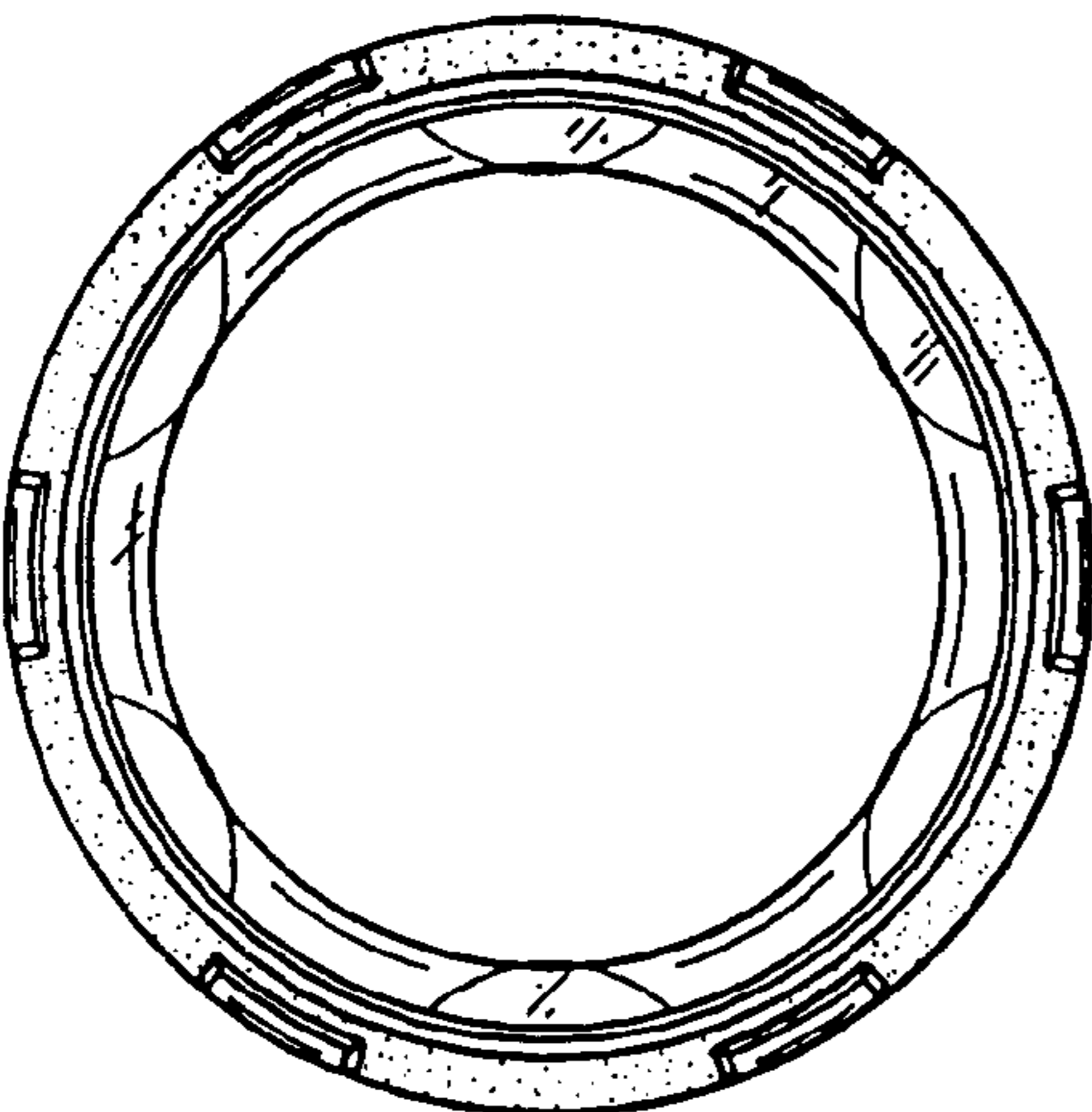
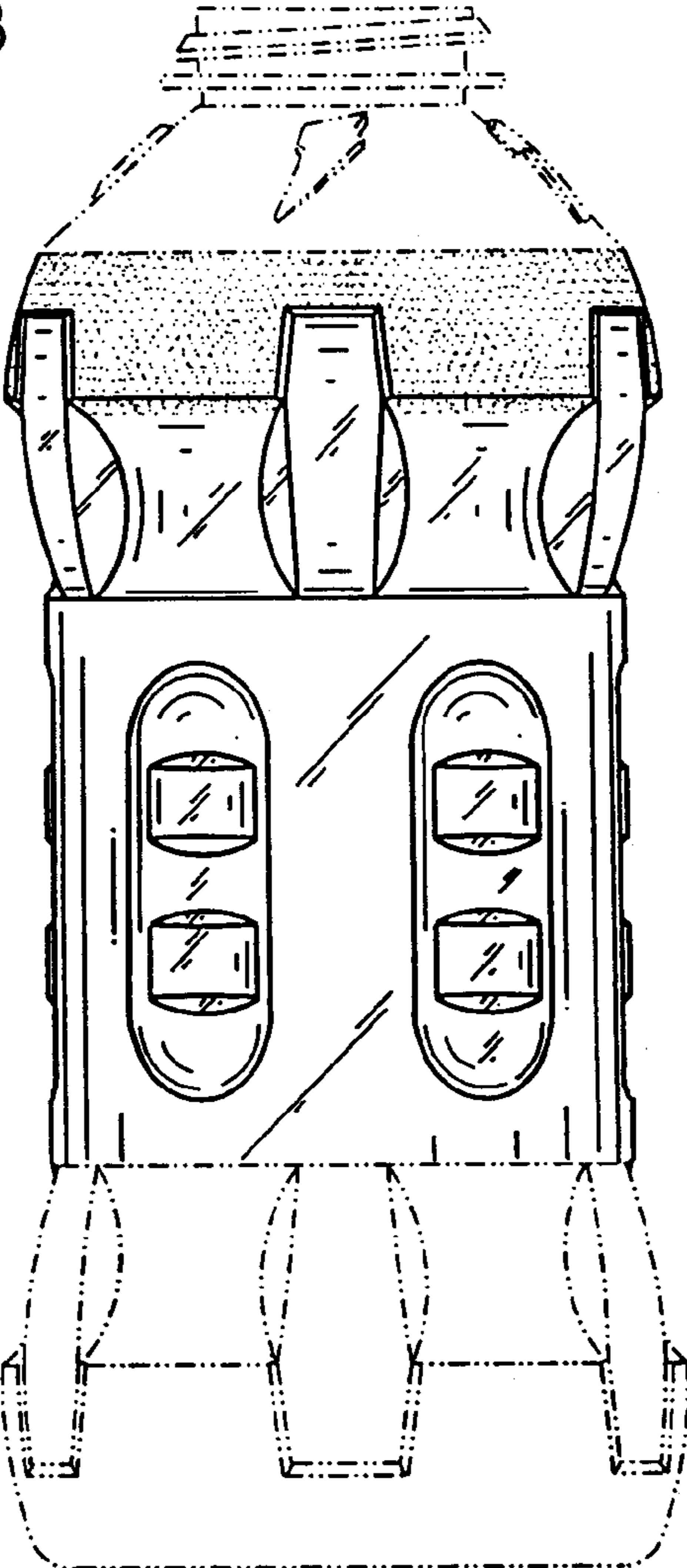


FIG. 4




FIG. 5